



CITY COUNCIL DISTRICT #5 MONTHLY OFFENSE SUMMARY

July 2020

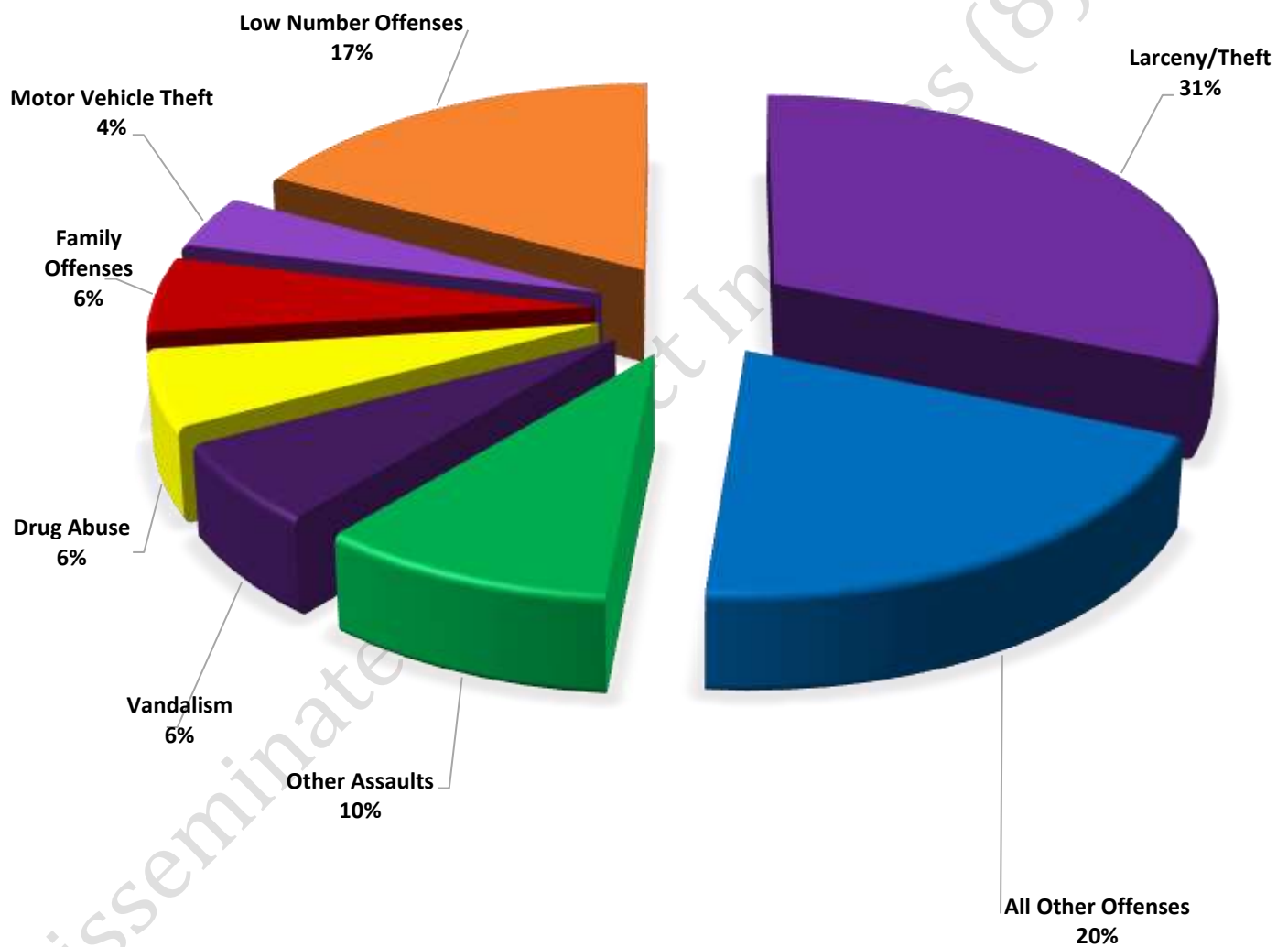
These figures represent preliminary counts of original Police Incident Reports and include all offenses within the above listed City Council District only. Full statistical analysis to determine the confidence level of this data has not been performed. The results contained herein are approximate in relation to the listed area and may not fully coincide with data shown in other areas of SLCPD's Crime Statistics page such as Calls for Service, Crimes Trending, and Crime Reports due to and reflective of departmental procedures that were in place at the time the event occurred and the date this data was compiled. Results displayed are not distinguished as attempted or completed crimes, do not include other calls for police service, and only represent police service where a report was made. Police Incident Reports are classified by primary offense categories as defined by the Uniform Crime Reporting (UCR) system, however for this report all offenses are included, and each incident may have more than one offense listed on it. In cases where there is more than one offense listed, all offenses are counted individually. Although every reasonable verification effort is made, the accuracy of any data is subject to the constraints of the report generation process as well as the manner, format, and point in time of any query.

-
- PART I OFFENSES:** Chosen by the FBI as Part I Offenses because they are serious crimes that occur with regularity in all areas of the country and are likely to be reported to Police.
- PART II OFFENSES:** All other crimes other than the eight Part I Offenses. The Uniform Crime Reporting Program gathers only arrest data for Part II Offenses, however, SLCPD results displayed in this document display all Part II Offenses, regardless of the presence of arrest data.
- ALL OTHER OFFENSES:** Under the Part II Offense section, 'All Other Offenses' include Peeping Tom, Trespass, Kidnap/Abduction, Pornography, Extortion/Blackmail, Bribery, Warrants, Sexual Offenses, Obstruction, Public Peace, and Hit & Run.
- NON-UCR OFFENSES:** Non-UCR Offenses include reports for all other offenses not classified as a Part I or Part II Offense. Results displayed separate some of these offenses such as Ambulance Calls, Deaths, Missing Persons, Suicides, Suspicious Activity, and Traffic Accidents.
- ALL OTHER NON-UCR:** Under the Non-UCR category, 'All Other' include the remainder of offenses not classified as Part I or Part II and not separated from the Non-UCR Offenses. These include things such as Loud Parties, Barking Dogs, Mentally Ill Subjects, Citizen Assistance, etc.
- LOW NUMBER OFFENSES:** On page two, in the interest of space and allowing for easier viewing, the category titled 'Low Number Offenses' include Part I and Part II Offenses from page one that have totals under the amount of 27.

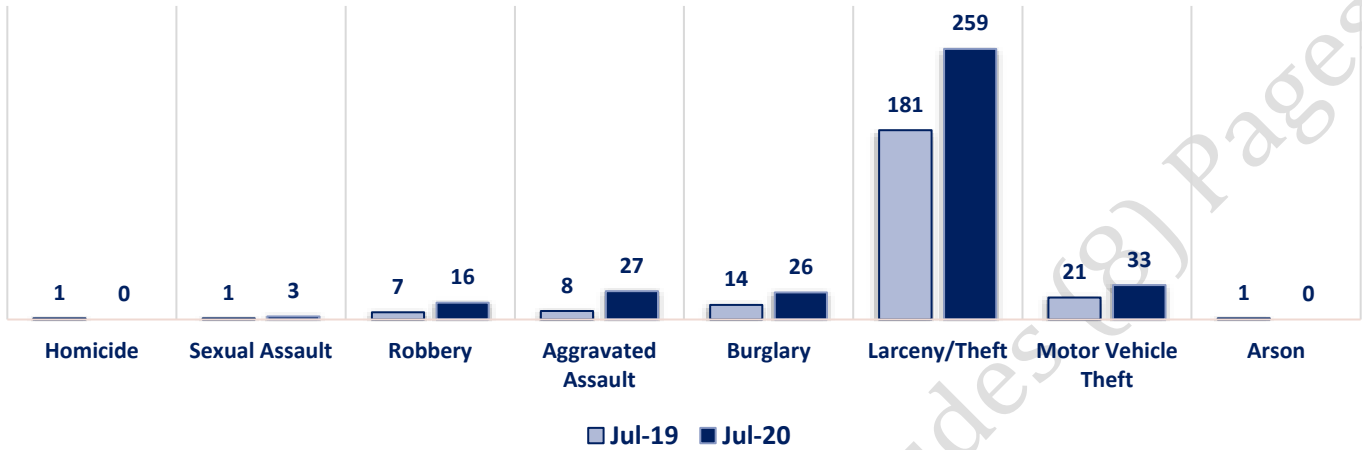
Offenses

		OFFENSE	JUL 19	JUL 20	OFFENSE	JUL 19	JUL 20
PART I OFFENSES	VIOLENT	Homicide	1	0	Other Assaults	71	81
		Sexual Assault	1	3	Forgery/Counterfeit	5	3
		Robbery	7	16	Fraud	27	22
		Aggravated Assault	8	27	Embezzlement	0	0
		Burglary	14	26	Stolen Property	8	4
	PROPERTY	Larceny/Theft	181	259	Vandalism	43	51
		Motor Vehicle Theft	21	33	Weapons	5	5
		Arson	1	0	Prostitution	12	2
		PART I TOTALS	234	364	Sex Offenses	1	3
NON-UCR OFFENSES	Ambulance Calls	26	30	Drug Abuse	84	48	
	Deaths	3	6	Gambling	0	0	
	Missing Persons	6	11	Family Offenses	50	47	
	Suicides	0	0	DUI	11	7	
	Suspicious Activity	16	33	Liquor Laws	2	2	
	Traffic Accidents	76	49	Drunkenness	12	11	
	All Other	218	214	Disorderly Conduct	18	9	
	NON-UCR TOTALS	345	343	All Other Offenses	237	168	
	PART I OFFENSES	234	364	Curfew/Loitering	0	0	
	PART II OFFENSES	595	466	Runaway	9	3	
TOTALS	NON-UCR OFFENSES	345	343	PART II TOTALS	595	466	
	TOTAL	1174	1173				

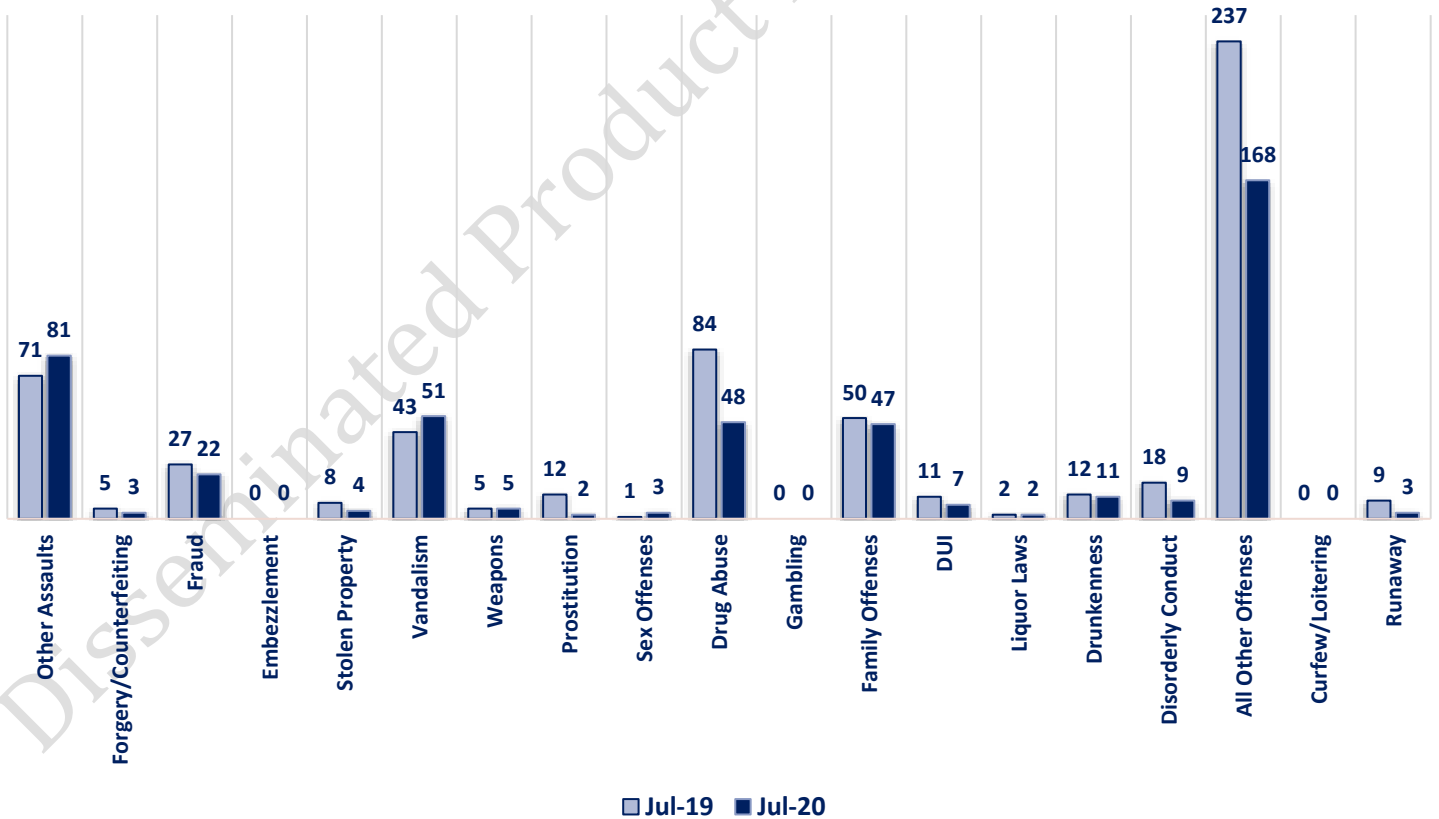
JULY 2020- PART I & II OFFENSE PERCENTAGES



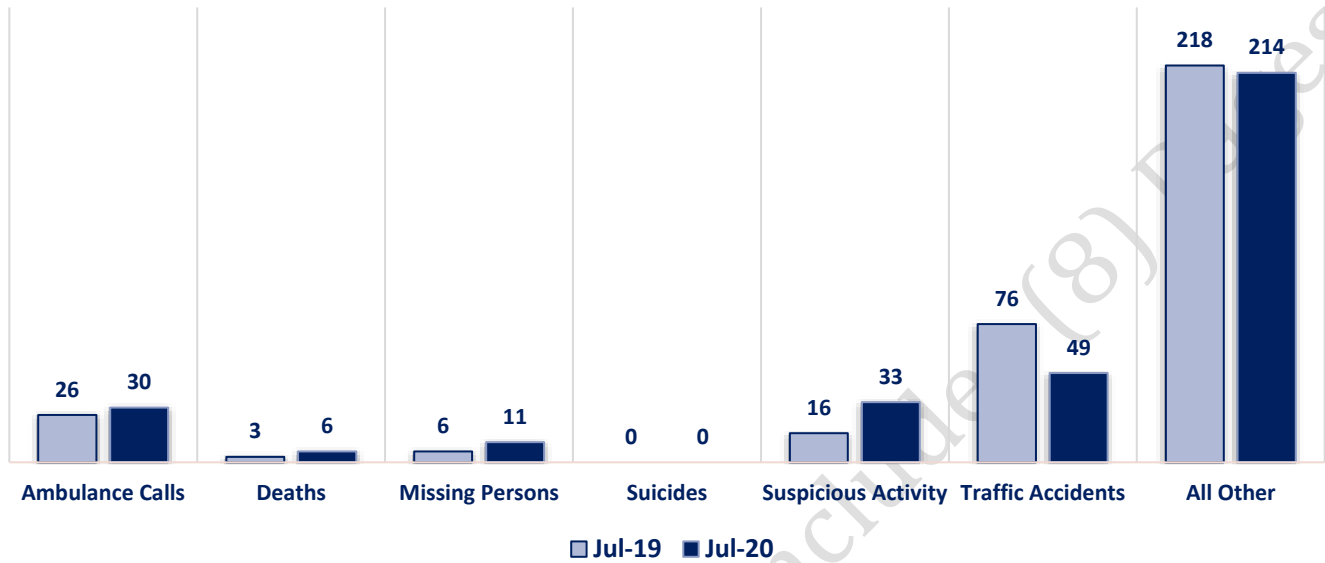
Part I Offenses



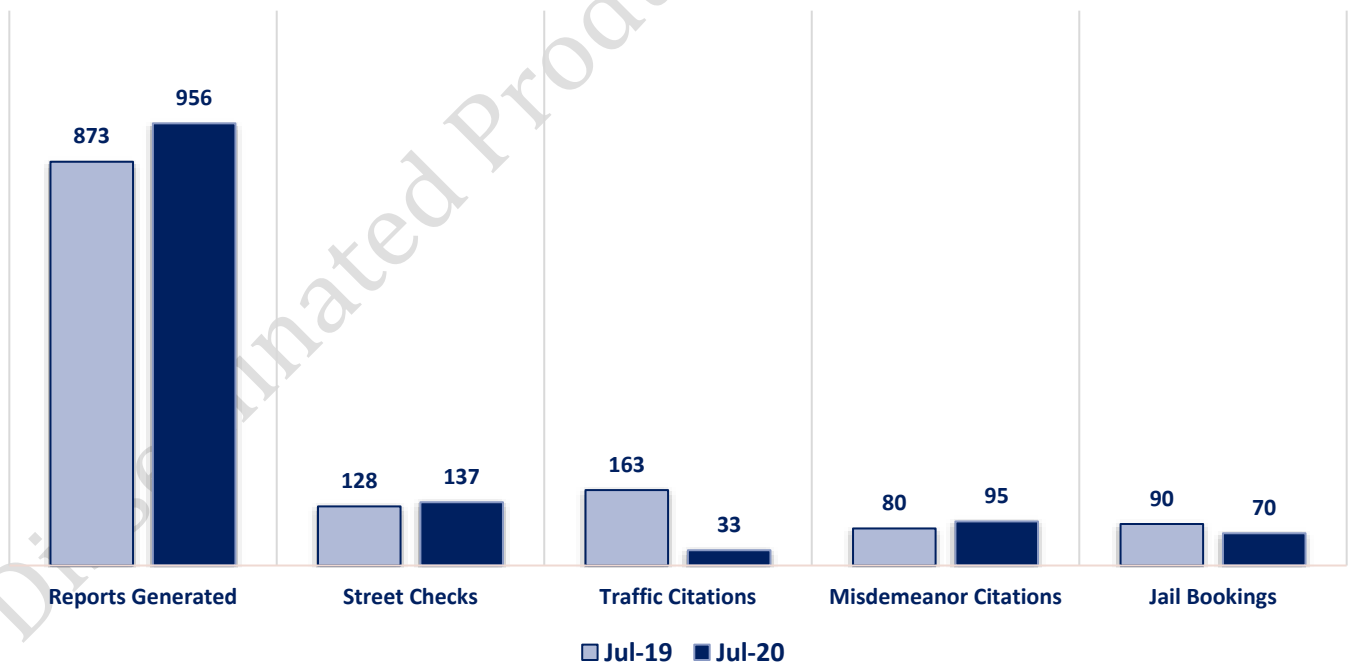
Part II Offenses



Non-UCR Offenses

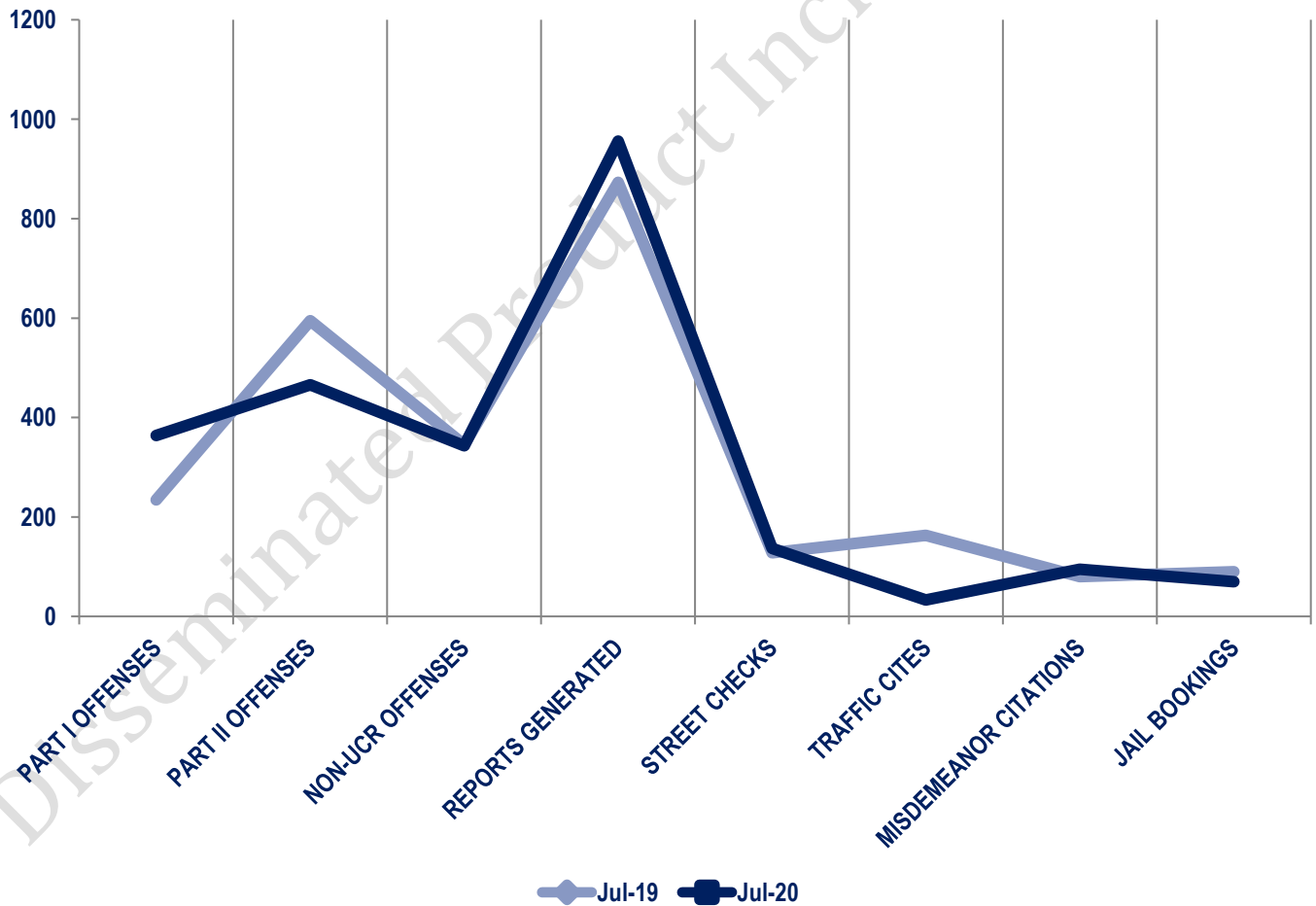


Other Event Totals



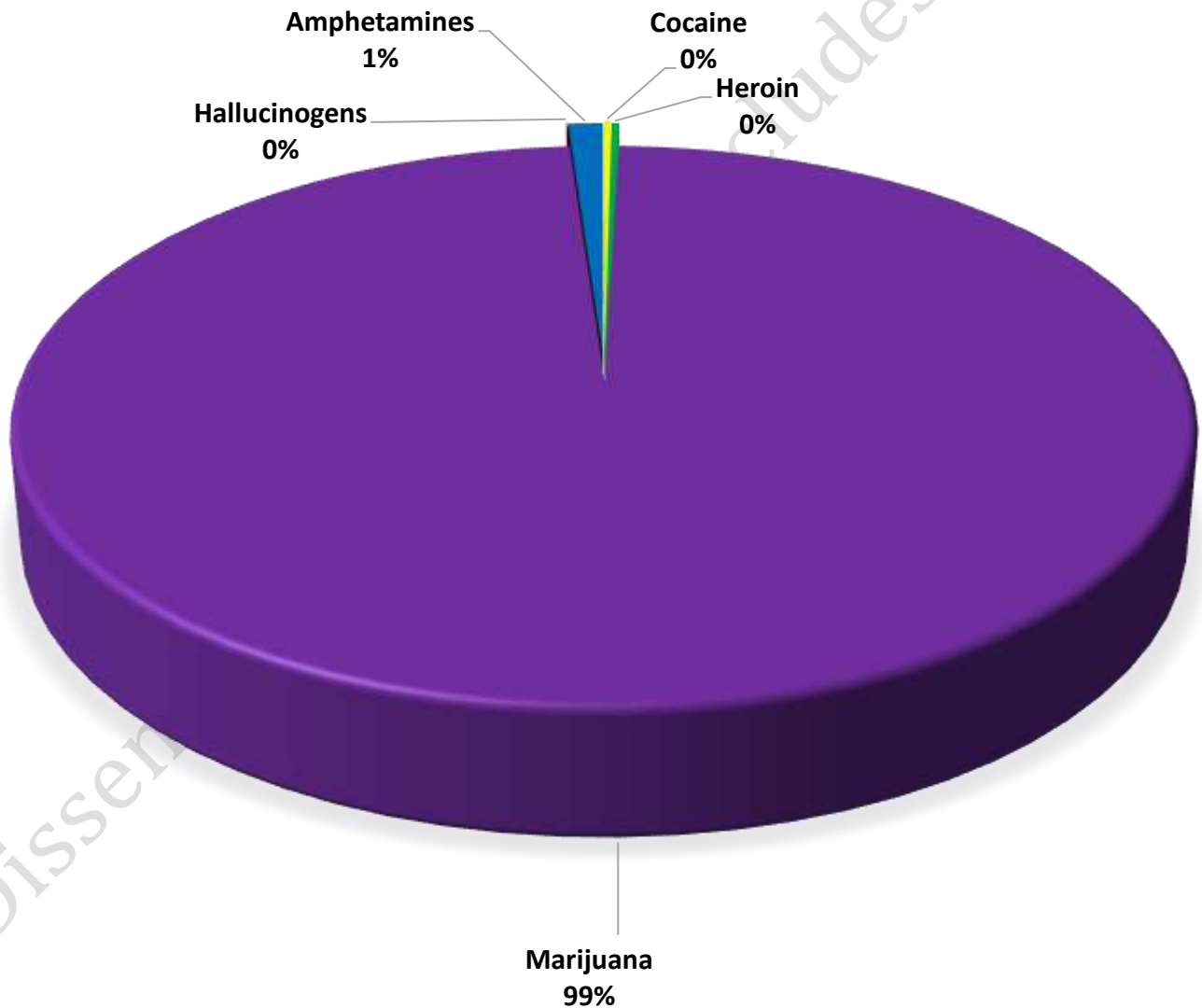
Combined Offense/Event Trends

	JULY 2019	JULY 2020
Part I Offenses	234	364
Part II Offenses	595	466
NonUCR Offenses	345	343
Reports Generated	873	956
Street Checks	128	137
Traffic Citations	163	33
Misdemeanor Citations	80	95
Jail Bookings	90	70



Seized Drugs

TYPE	DOSES	STREET VALUE
Cocaine	142.0	\$ 1,420.00
Heroin	149.1	\$ 1,491.00
Marijuana	62050.1	\$ 372,300.82
Hallucinogens	0.7	\$ 1.41
Amphetamines	702.1	\$ 7,021.00
TOTAL	63044.0	\$ 382,234.23



Part I & II Offenses - One Year

