



CITY COUNCIL DISTRICT #2 MONTHLY OFFENSE SUMMARY

August 2020

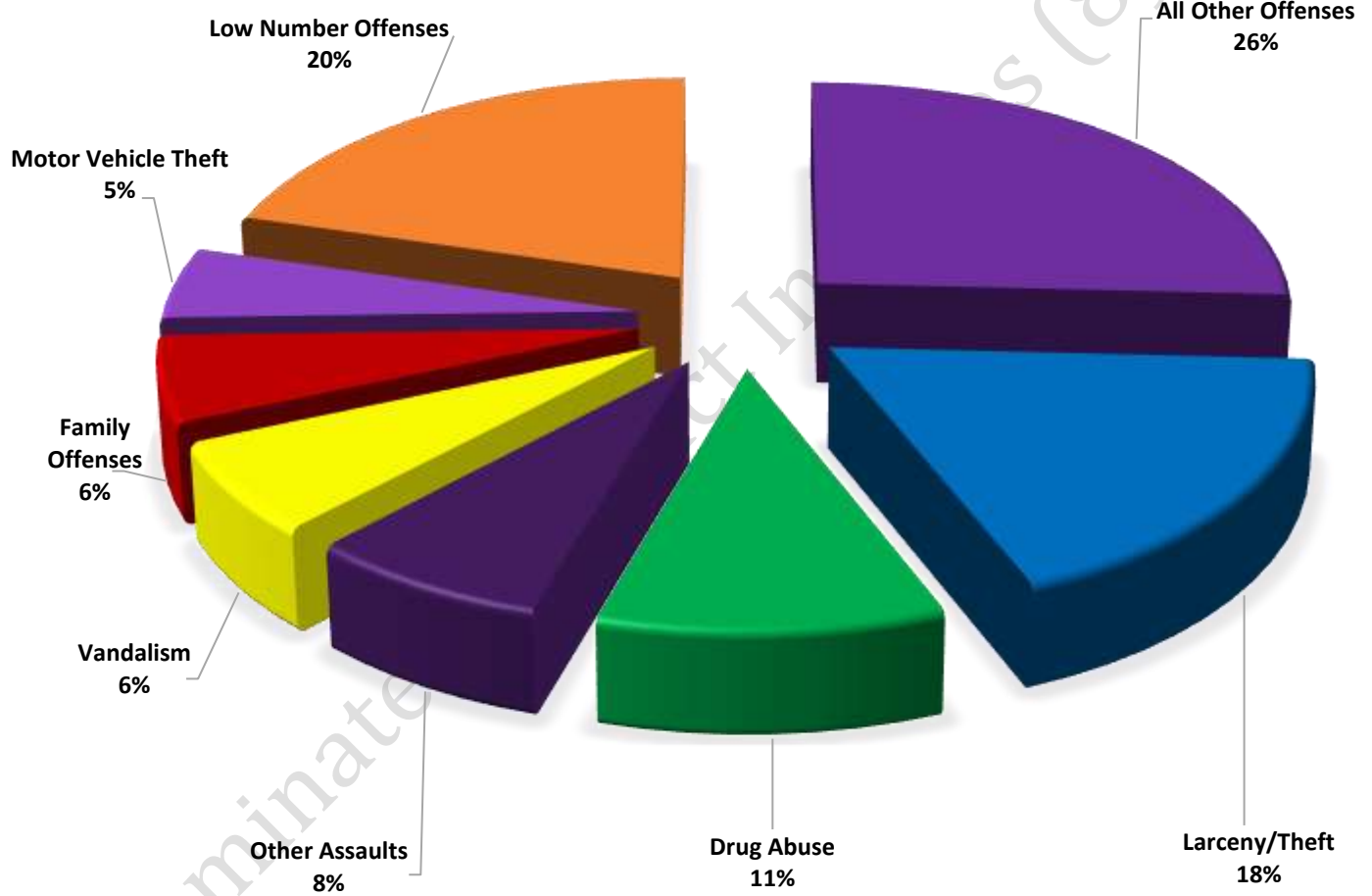
These figures represent preliminary counts of original Police Incident Reports and include all offenses within the above listed City Council District only. Full statistical analysis to determine the confidence level of this data has not been performed. The results contained herein are approximate in relation to the listed area and may not fully coincide with data shown in other areas of SLCPD's Crime Statistics page such as Calls for Service, Crimes Trending, and Crime Reports due to and reflective of departmental procedures that were in place at the time the event occurred and the date this data was compiled. Results displayed are not distinguished as attempted or completed crimes, do not include other calls for police service, and only represent police service where a report was made. Police Incident Reports are classified by primary offense categories as defined by the Uniform Crime Reporting (UCR) system, however for this report all offenses are included, and each incident may have more than one offense listed on it. In cases where there is more than one offense listed, all offenses are counted individually. Although every reasonable verification effort is made, the accuracy of any data is subject to the constraints of the report generation process as well as the manner, format, and point in time of any query.

-
- PART I OFFENSES:** Chosen by the FBI as Part I Offenses because they are serious crimes that occur with regularity in all areas of the country and are likely to be reported to Police.
- PART II OFFENSES:** All other crimes other than the eight Part I Offenses. The Uniform Crime Reporting Program gathers only arrest data for Part II Offenses, however, SLCPD results displayed in this document display all Part II Offenses, regardless of the presence of arrest data.
- ALL OTHER OFFENSES:** Under the Part II Offense section, 'All Other Offenses' include Peeping Tom, Trespass, Kidnap/Abduction, Pornography, Extortion/Blackmail, Bribery, Warrants, Sexual Offenses, Obstruction, Public Peace, and Hit & Run.
- NON-UCR OFFENSES:** Non-UCR Offenses include reports for all other offenses not classified as a Part I or Part II Offense. Results displayed separate some of these offenses such as Ambulance Calls, Deaths, Missing Persons, Suicides, Suspicious Activity, and Traffic Accidents.
- ALL OTHER NON-UCR:** Under the Non-UCR category, 'All Other' include the remainder of offenses not classified as Part I or Part II and not separated from the Non-UCR Offenses. These include things such as Loud Parties, Barking Dogs, Mentally Ill Subjects, Citizen Assistance, etc.
- LOW NUMBER OFFENSES:** On page two, in the interest of space and allowing for easier viewing, the category titled 'Low Number Offenses' include Part I and Part II Offenses from page one that have totals under the amount of 30.

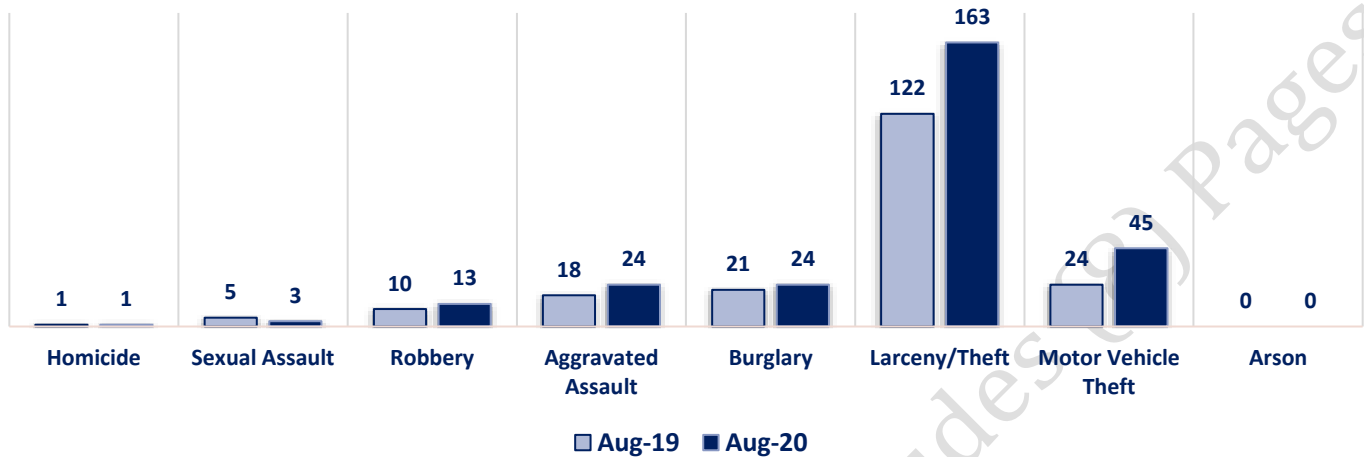
Offenses

		OFFENSE	AUG 19	AUG 20	OFFENSE	AUG 19	AUG 20
PART I OFFENSES	VIOLENT	Homicide	1	1	Other Assaults	69	67
		Sexual Assault	5	3	Forgery/Counterfeit	6	7
		Robbery	10	13	Fraud	31	30
		Aggravated Assault	18	24	Embezzlement	0	0
		Burglary	21	24	Stolen Property	5	12
	PROPERTY	Larceny/Theft	122	163	Vandalism	58	58
		Motor Vehicle Theft	24	45	Weapons	10	22
		Arson	0	0	Prostitution	2	0
		PART I TOTALS	201	273	Sex Offenses	8	7
NON-UCR OFFENSES	Ambulance Calls	20	23	Drug Abuse	86	95	
	Deaths	7	5	Gambling	0	0	
	Missing Persons	7	9	Family Offenses	58	54	
	Suicides	1	1	DUI	6	13	
	Suspicious Activity	18	42	Liquor Laws	3	1	
	Traffic Accidents	81	69	Drunkenness	8	13	
	All Other	226	233	Disorderly Conduct	18	9	
	NON-UCR TOTALS	360	382	All Other Offenses	226	231	
	PART I OFFENSES	201	273	Curfew/Loitering	0	0	
	PART II OFFENSES	599	623	Runaway	5	4	
TOTALS	NON-UCR OFFENSES	360	382	PART II TOTALS	599	623	
	TOTAL	1160	1278				

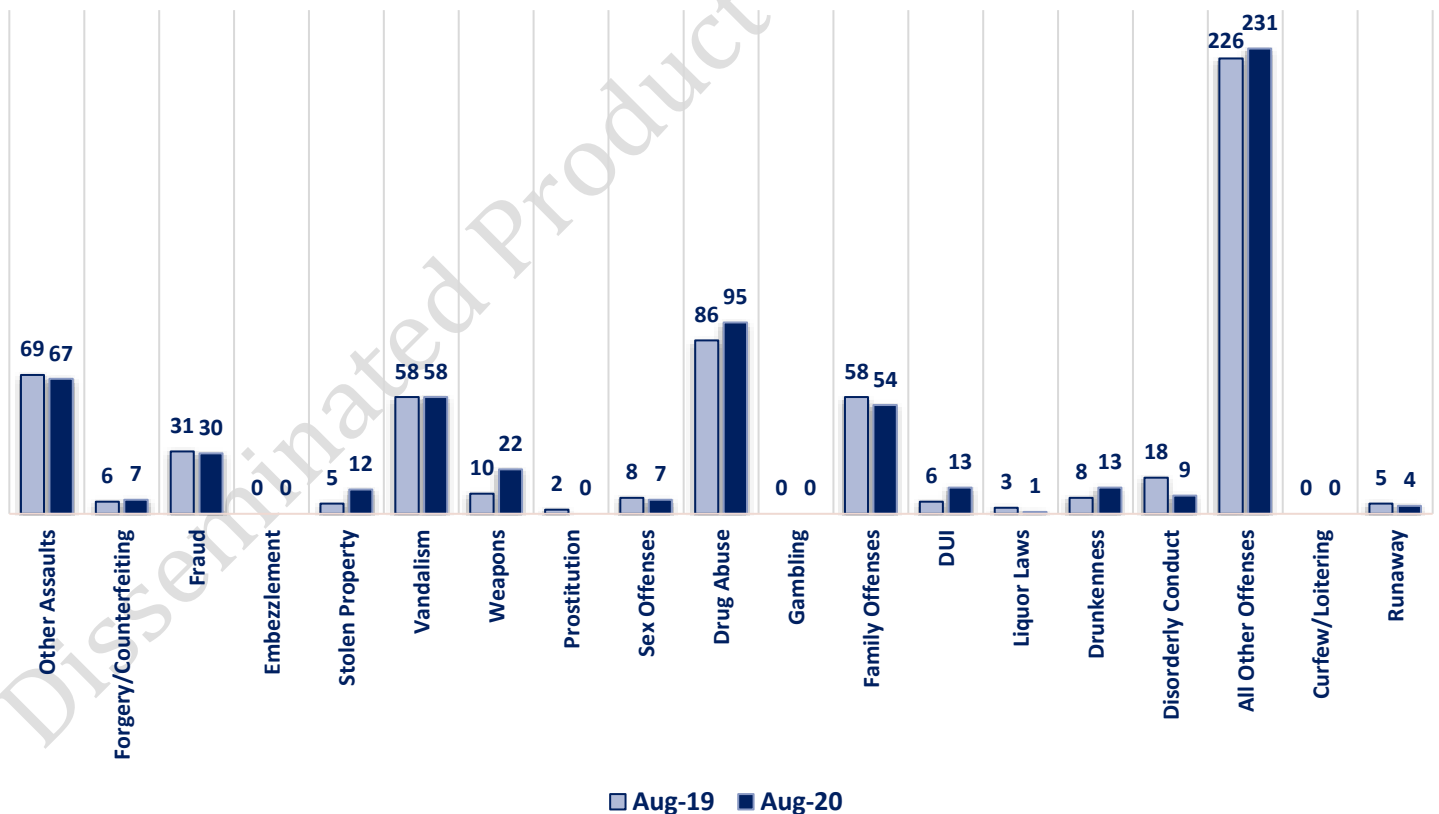
AUGUST 2020- PART I & II OFFENSE PERCENTAGES



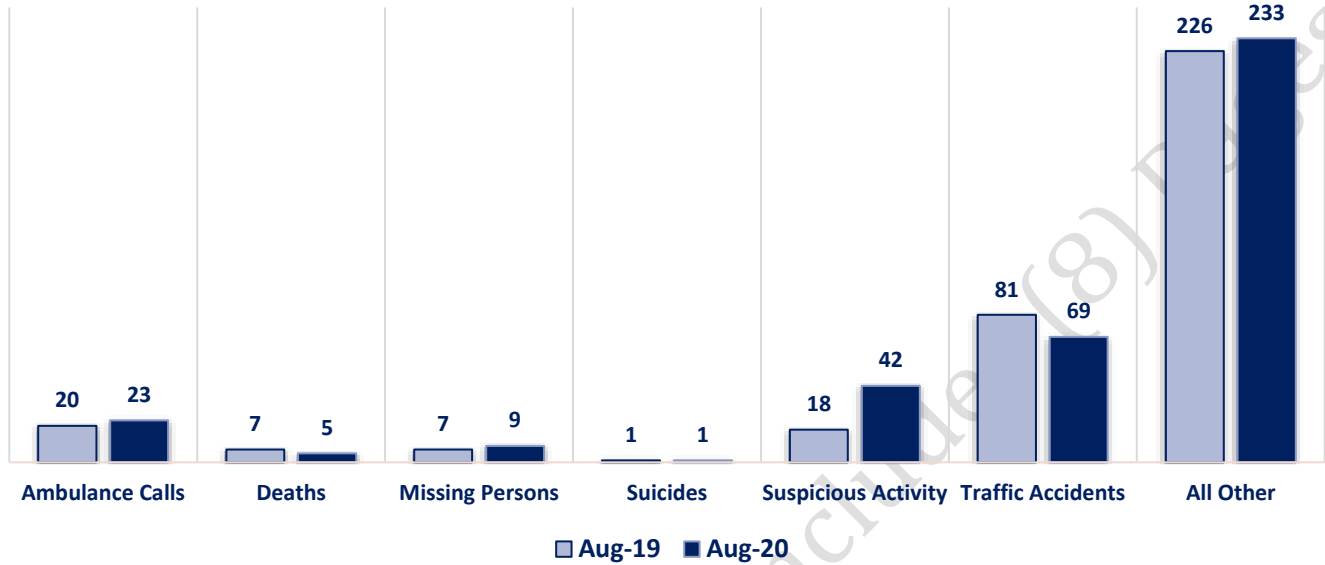
Part I Offenses



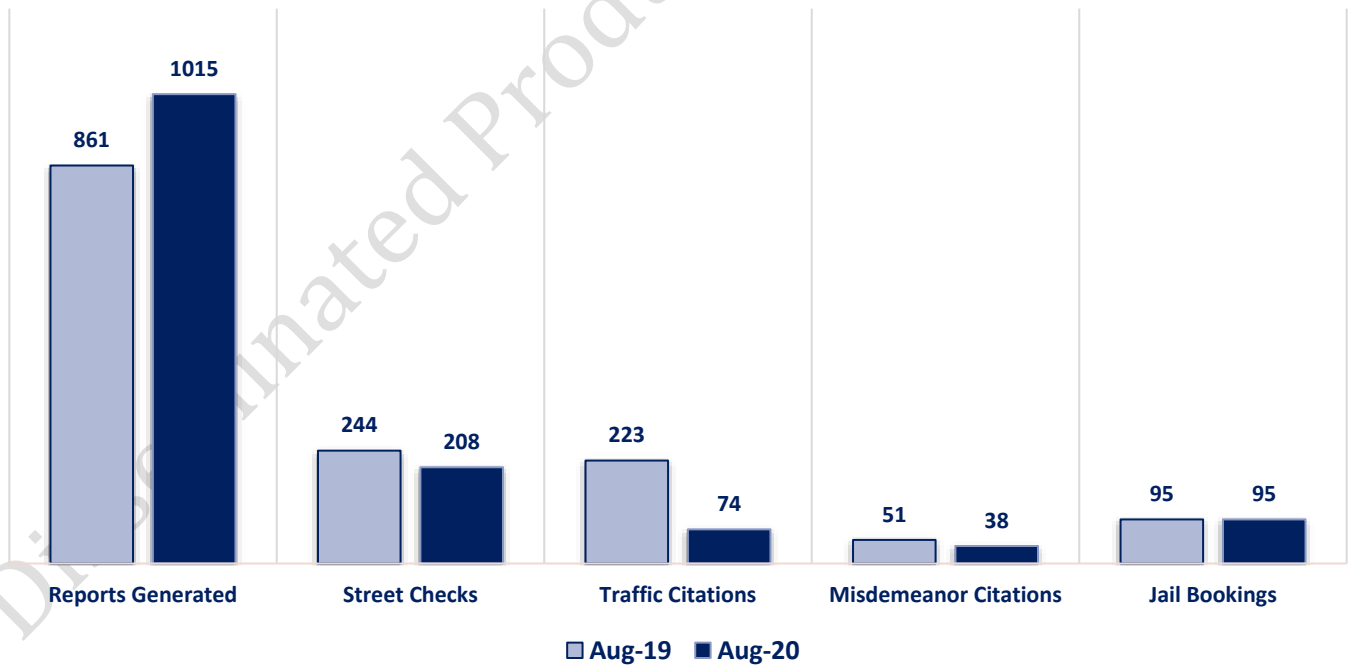
Part II Offenses



Non-UCR Offenses

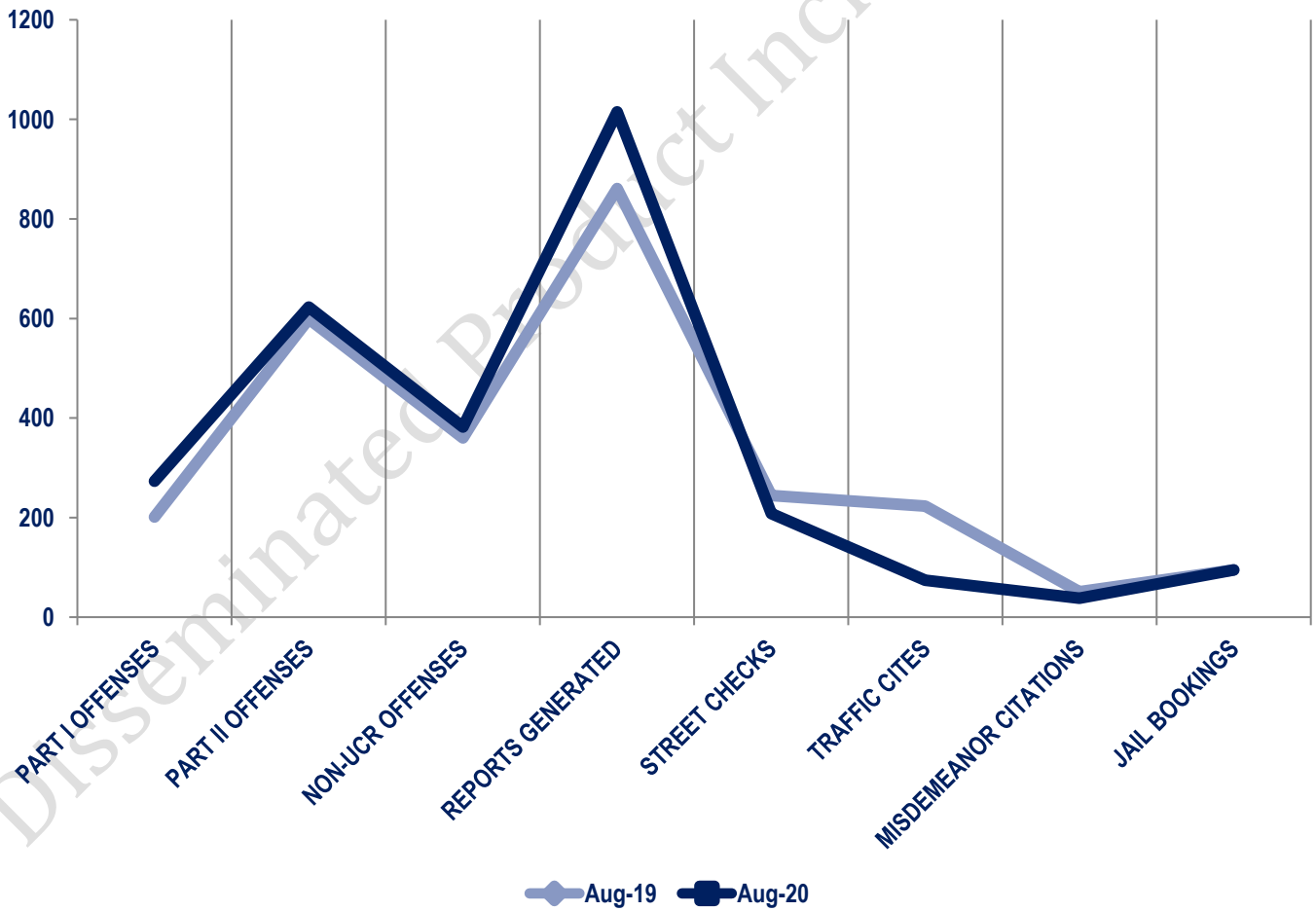


Other Event Totals



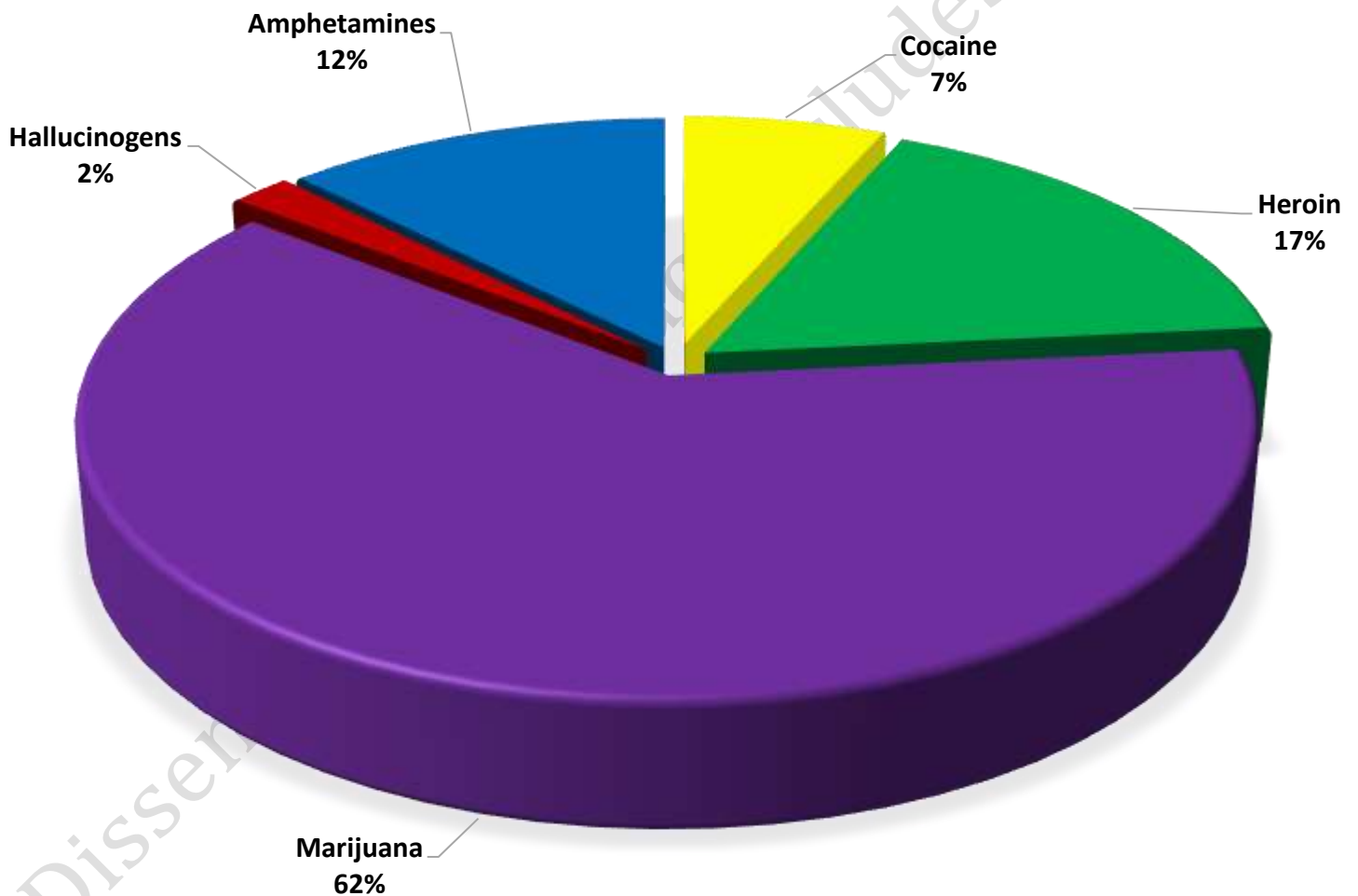
Combined Offense/Event Trends

	AUG 2019	AUG 2020
Part I Offenses	201	273
Part II Offenses	599	623
NonUCR Offenses	360	382
Reports Generated	861	1015
Street Checks	244	208
Traffic Citations	223	74
Misdemeanor Citations	51	38
Jail Bookings	95	95



Seized Drugs

TYPE	DOSES	STREET VALUE	
Cocaine	230.0	\$	2,300.00
Heroin	595.9	\$	5,959.00
Marijuana	2190.3	\$	13,141.89
Hallucinogens	68.3	\$	136.51
Amphetamines	437.8	\$	4,378.00
TOTAL	3522.3	\$	25,915.40



Part I & II Offenses - One Year

