



## CITY COUNCIL DISTRICT #4 MONTHLY OFFENSE SUMMARY

August 2020

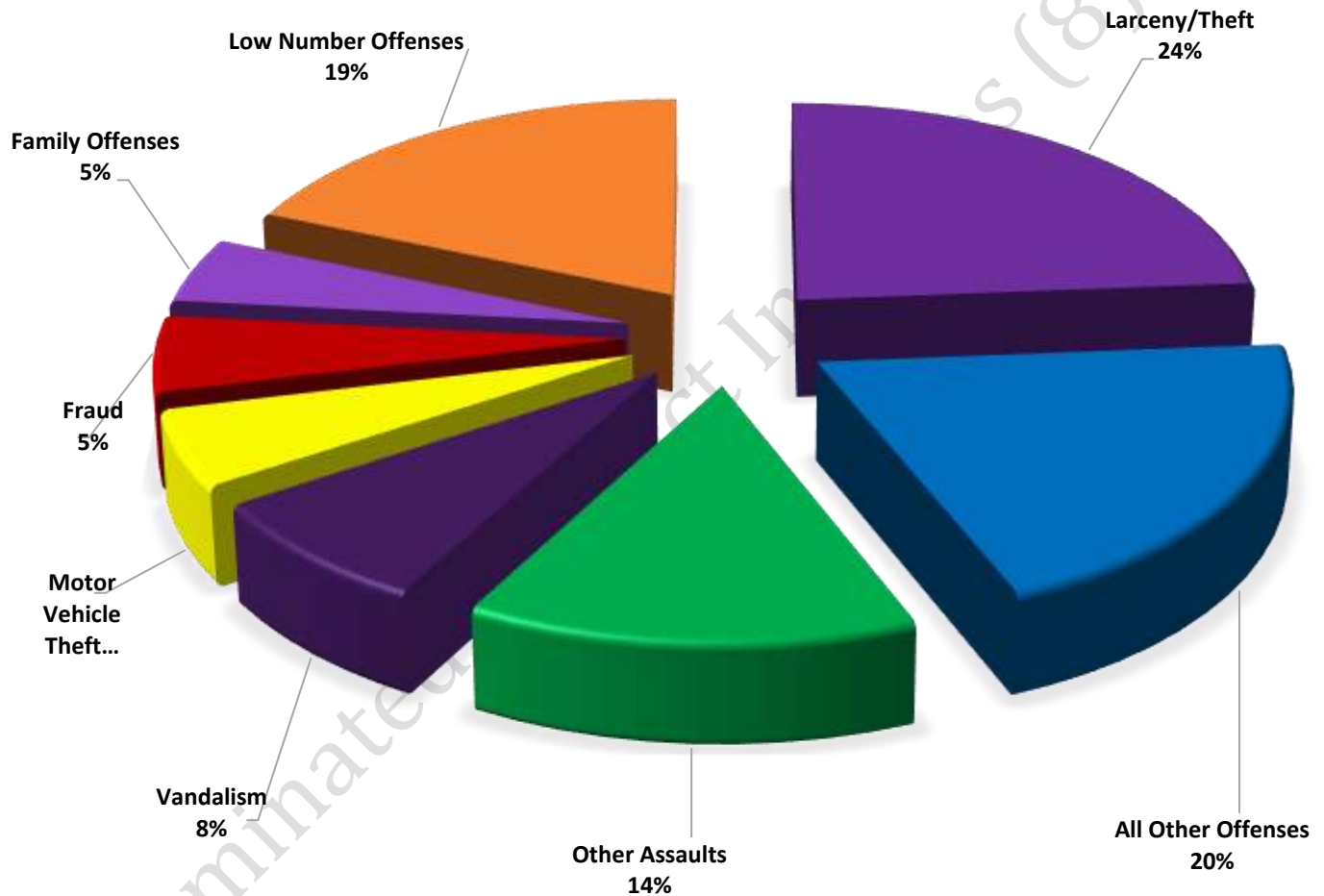
These figures represent preliminary counts of original Police Incident Reports and include all offenses within the above listed City Council District only. Full statistical analysis to determine the confidence level of this data has not been performed. The results contained herein are approximate in relation to the listed area and may not fully coincide with data shown in other areas of SLCPD's Crime Statistics page such as Calls for Service, Crimes Trending, and Crime Reports due to and reflective of departmental procedures that were in place at the time the event occurred and the date this data was compiled. Results displayed are not distinguished as attempted or completed crimes, do not include other calls for police service, and only represent police service where a report was made. Police Incident Reports are classified by primary offense categories as defined by the Uniform Crime Reporting (UCR) system, however for this report all offenses are included, and each incident may have more than one offense listed on it. In cases where there is more than one offense listed, all offenses are counted individually. Although every reasonable verification effort is made, the accuracy of any data is subject to the constraints of the report generation process as well as the manner, format, and point in time of any query.

- 
- PART I OFFENSES:** Chosen by the FBI as Part I Offenses because they are serious crimes that occur with regularity in all areas of the country and are likely to be reported to Police.
- PART II OFFENSES:** All other crimes other than the eight Part I Offenses. The Uniform Crime Reporting Program gathers only arrest data for Part II Offenses, however, SLCPD results displayed in this document display all Part II Offenses, regardless of the presence of arrest data.
- ALL OTHER OFFENSES:** Under the Part II Offense section, 'All Other Offenses' include Peeping Tom, Trespass, Kidnap/Abduction, Pornography, Extortion/Blackmail, Bribery, Warrants, Sexual Offenses, Obstruction, Public Peace, and Hit & Run.
- NON-UCR OFFENSES:** Non-UCR Offenses include reports for all other offenses not classified as a Part I or Part II Offense. Results displayed separate some of these offenses such as Ambulance Calls, Deaths, Missing Persons, Suicides, Suspicious Activity, and Traffic Accidents.
- ALL OTHER NON-UCR:** Under the Non-UCR category, 'All Other' include the remainder of offenses not classified as Part I or Part II and not separated from the Non-UCR Offenses. These include things such as Loud Parties, Barking Dogs, Mentally Ill Subjects, Citizen Assistance, etc.
- LOW NUMBER OFFENSES:** On page two, in the interest of space and allowing for easier viewing, the category titled 'Low Number Offenses' include Part I and Part II Offenses from page one that have totals under the amount of 31.

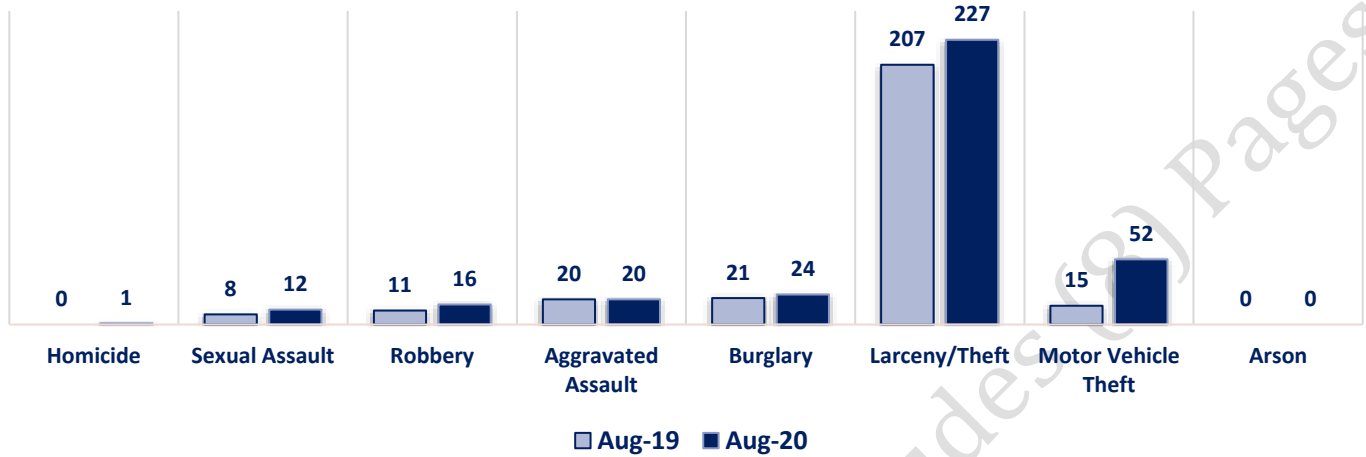
### Offenses

		OFFENSE	AUG 19	AUG 20	OFFENSE	AUG 19	AUG 20
<b>PART I OFFENSES</b>	<b>VIOLENT</b>	Homicide	0	1	Other Assaults	102	134
		Sexual Assault	8	12	Forgery/Counterfeit	14	8
		Robbery	11	16	Fraud	53	52
		Aggravated Assault	20	20	Embezzlement	1	1
		Burglary	21	24	Stolen Property	9	4
	<b>PROPERTY</b>	Larceny/Theft	207	227	Vandalism	65	75
		Motor Vehicle Theft	15	52	Weapons	4	4
		Arson	0	0	Prostitution	5	0
		<b>PART I TOTALS</b>	<b>282</b>	<b>352</b>	Sex Offenses	6	3
<b>NON-UCR OFFENSES</b>	Ambulance Calls	74	76	Drug Abuse	108	28	
	Deaths	11	12	Gambling	0	0	
	Missing Persons	13	15	Family Offenses	36	45	
	Suicides	2	0	DUI	20	2	
	Suspicious Activity	38	39	Liquor Laws	6	1	
	Traffic Accidents	113	80	Drunkenness	46	18	
	All Other	372	277	Disorderly Conduct	27	31	
	<b>NON-UCR TOTALS</b>	<b>623</b>	<b>499</b>	All Other Offenses	314	193	
	<b>PART I OFFENSES</b>	<b>282</b>	<b>352</b>	Curfew/Loitering	0	0	
	<b>PART II OFFENSES</b>	<b>821</b>	<b>604</b>	Runaway	5	5	
<b>TOTALS</b>	<b>NON-UCR OFFENSES</b>	<b>623</b>	<b>499</b>	<b>PART II TOTALS</b>	<b>821</b>	<b>604</b>	
	<b>TOTAL</b>	<b>1726</b>	<b>1455</b>				

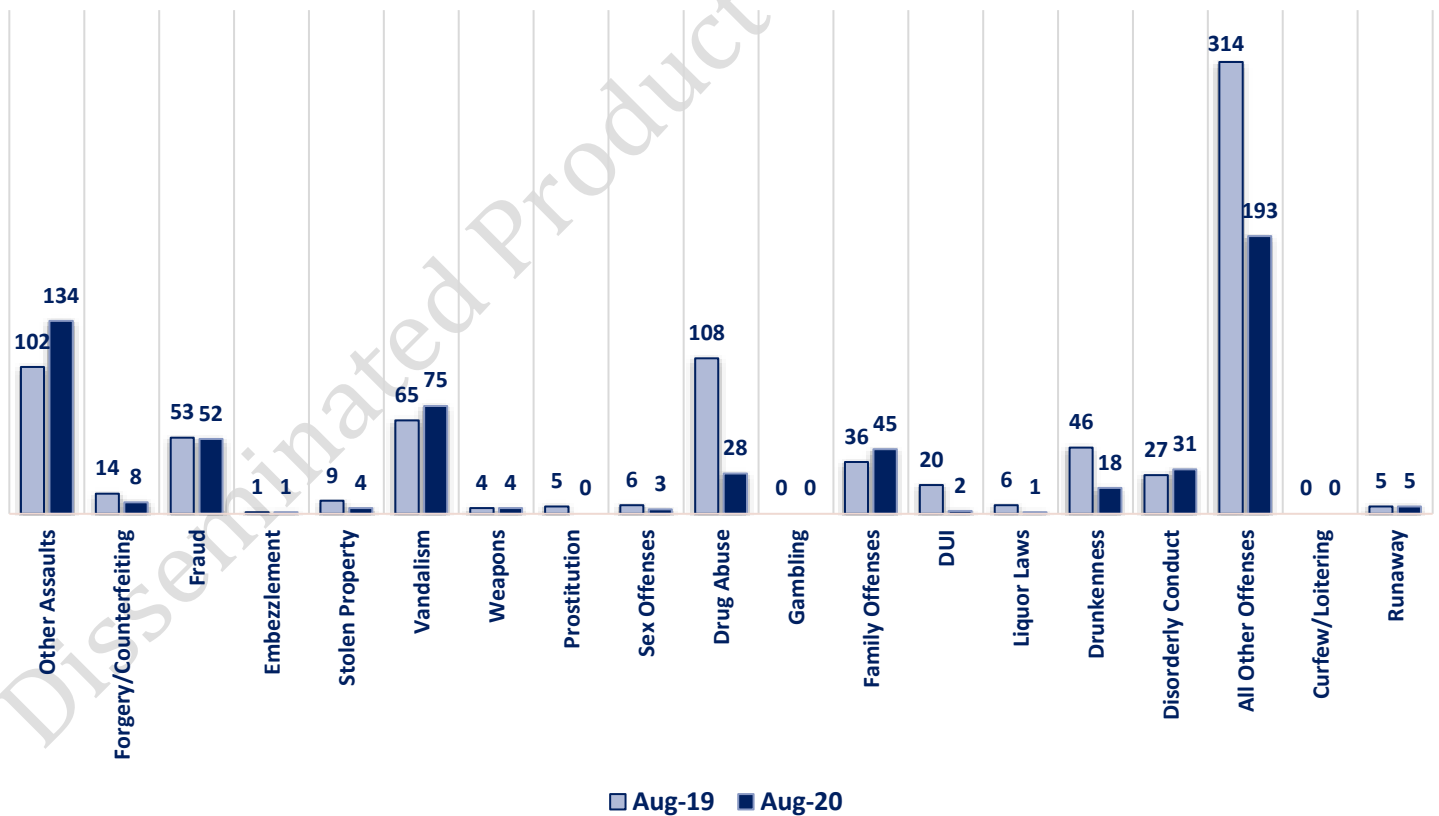
**AUGUST 2020- PART I & II OFFENSE PERCENTAGES**



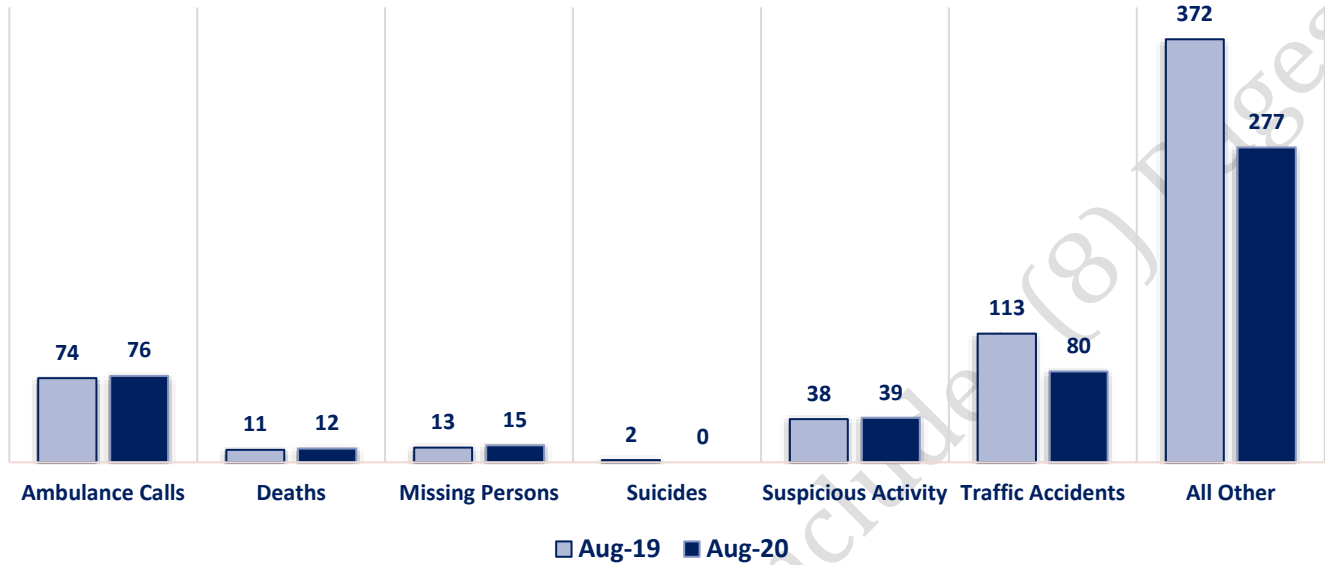
**Part I Offenses**



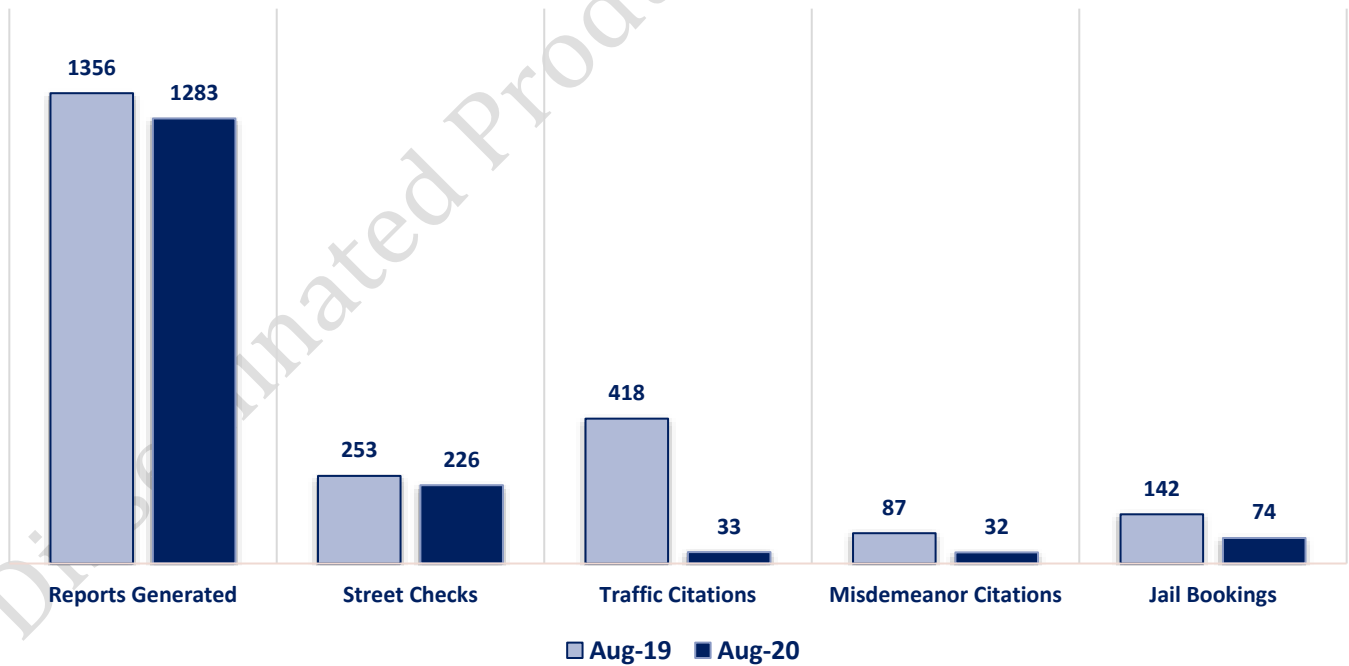
**Part II Offenses**



### Non-UCR Offenses

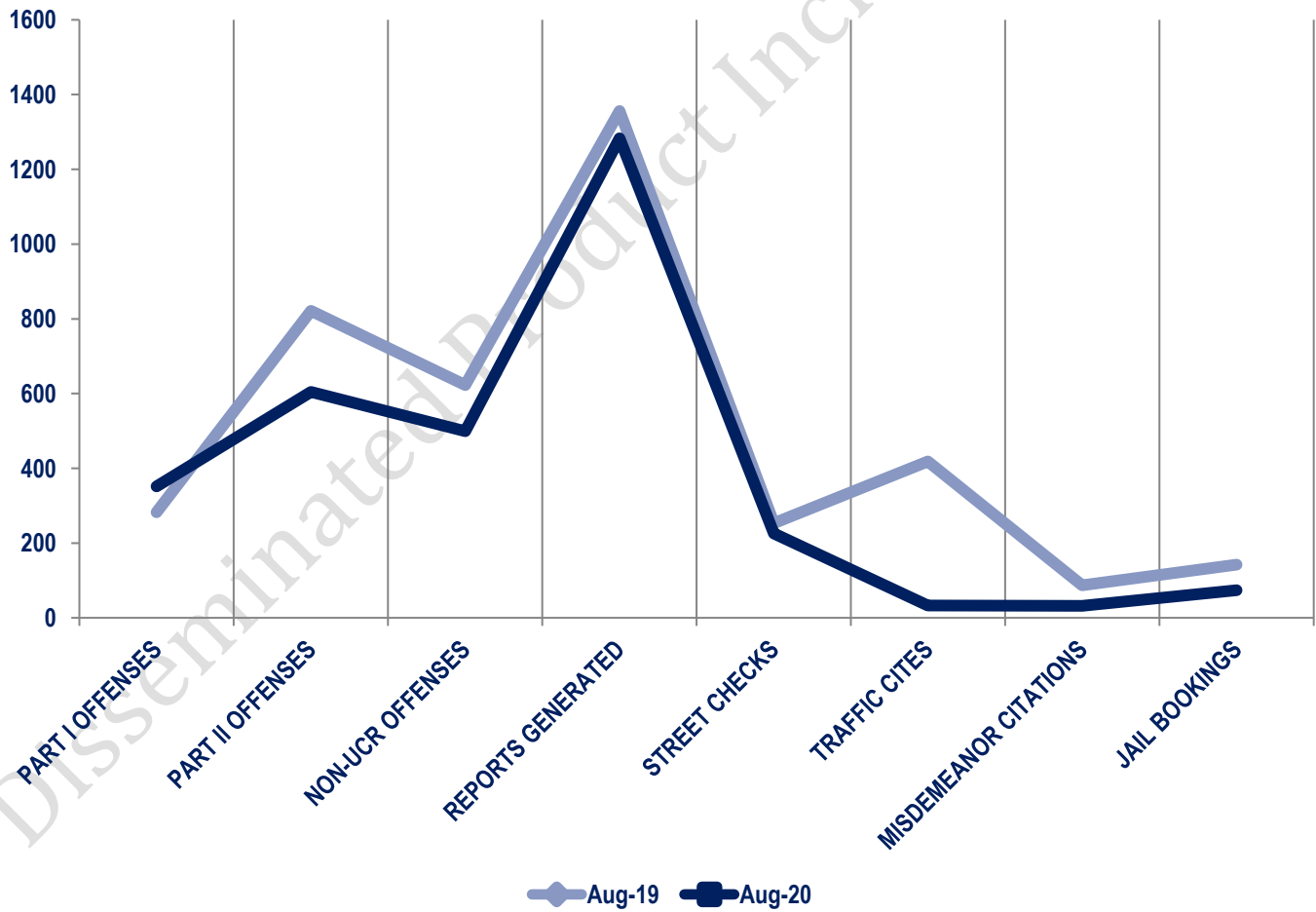


### Other Event Totals



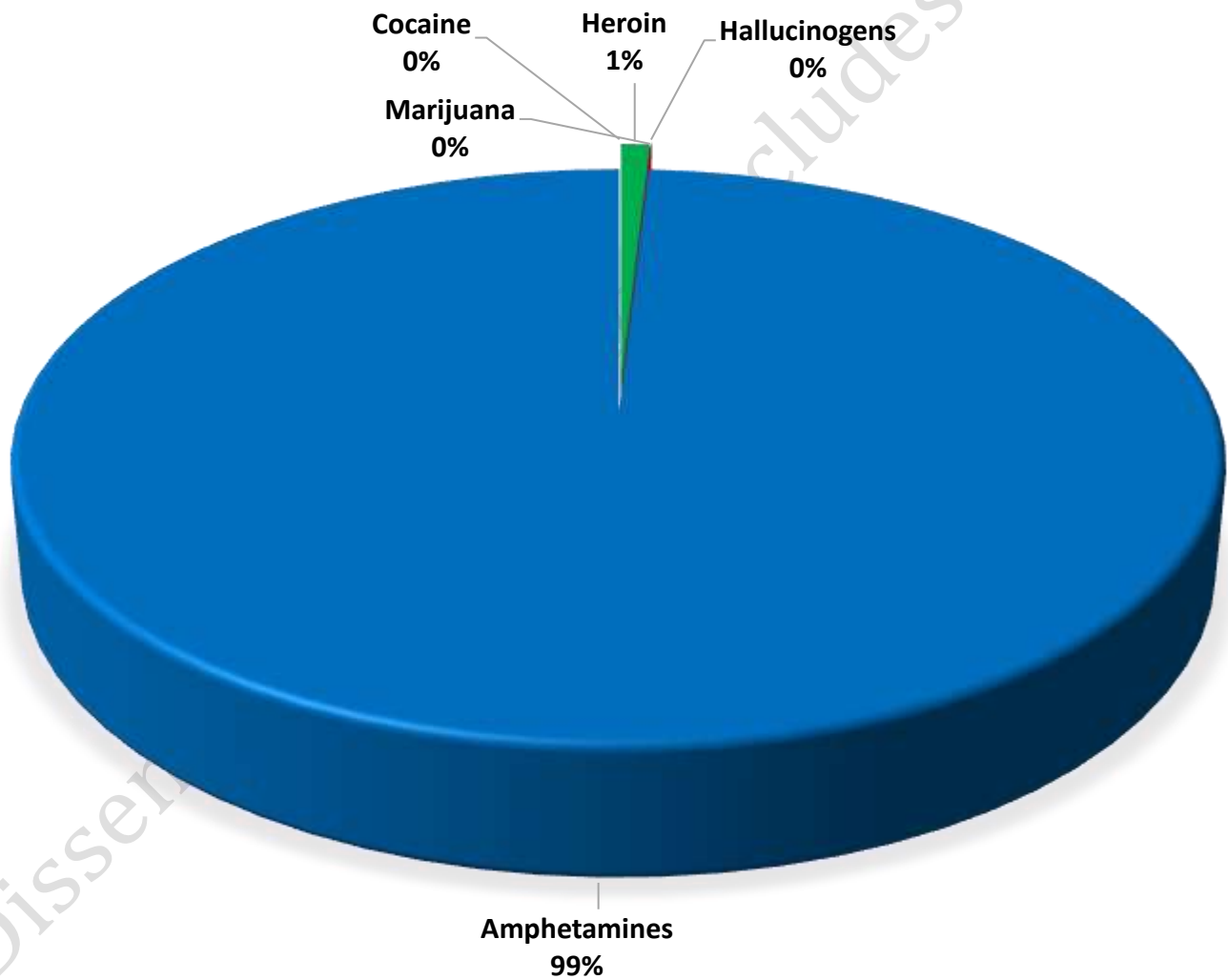
Combined Offense/Event Trends

	AUG 2019	AUG 2020
<b>Part I Offenses</b>	282	352
<b>Part II Offenses</b>	821	604
<b>NonUCR Offenses</b>	623	499
<b>Reports Generated</b>	1356	1283
<b>Street Checks</b>	253	226
<b>Traffic Citations</b>	418	33
<b>Misdemeanor Citations</b>	87	32
<b>Jail Bookings</b>	142	74



### Seized Drugs

TYPE	DOSES	STREET VALUE
Cocaine	0.0	\$ -
Heroin	459.0	\$ 4,590.00
Marijuana	12.0	\$ 71.96
Hallucinogens	0.0	\$ -
Amphetamines	51071.3	\$ 510,713.00
<b>TOTAL</b>	<b>51542.3</b>	<b>\$ 515,374.96</b>



**Part I & II Offenses - One Year**

