



CITY COUNCIL DISTRICT #5 MONTHLY OFFENSE SUMMARY

August 2020

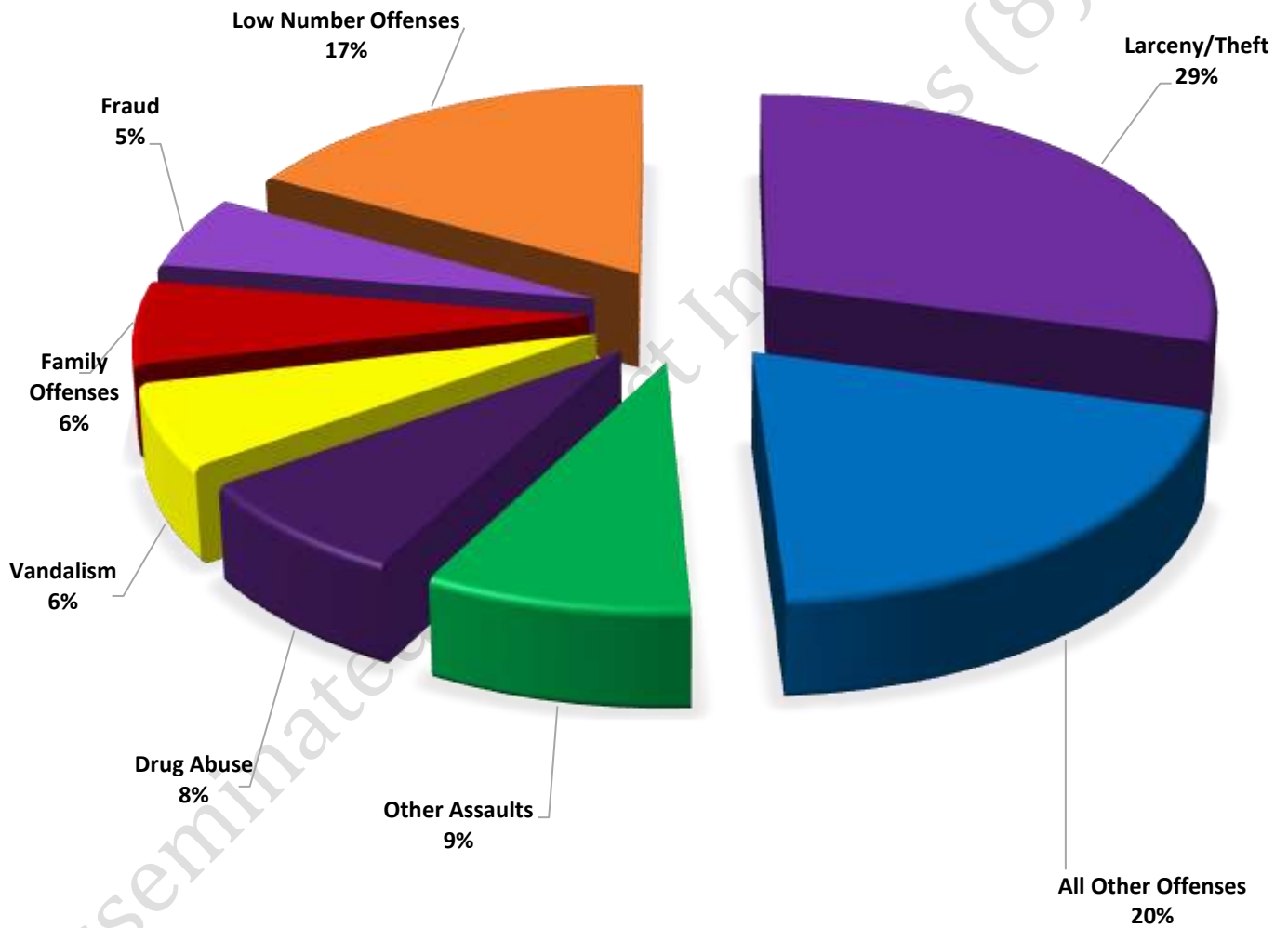
These figures represent preliminary counts of original Police Incident Reports and include all offenses within the above listed City Council District only. Full statistical analysis to determine the confidence level of this data has not been performed. The results contained herein are approximate in relation to the listed area and may not fully coincide with data shown in other areas of SLCPD's Crime Statistics page such as Calls for Service, Crimes Trending, and Crime Reports due to and reflective of departmental procedures that were in place at the time the event occurred and the date this data was compiled. Results displayed are not distinguished as attempted or completed crimes, do not include other calls for police service, and only represent police service where a report was made. Police Incident Reports are classified by primary offense categories as defined by the Uniform Crime Reporting (UCR) system, however for this report all offenses are included, and each incident may have more than one offense listed on it. In cases where there is more than one offense listed, all offenses are counted individually. Although every reasonable verification effort is made, the accuracy of any data is subject to the constraints of the report generation process as well as the manner, format, and point in time of any query.

-
- PART I OFFENSES:** Chosen by the FBI as Part I Offenses because they are serious crimes that occur with regularity in all areas of the country and are likely to be reported to Police.
- PART II OFFENSES:** All other crimes other than the eight Part I Offenses. The Uniform Crime Reporting Program gathers only arrest data for Part II Offenses, however, SLCPD results displayed in this document display all Part II Offenses, regardless of the presence of arrest data.
- ALL OTHER OFFENSES:** Under the Part II Offense section, 'All Other Offenses' include Peeping Tom, Trespass, Kidnap/Abduction, Pornography, Extortion/Blackmail, Bribery, Warrants, Sexual Offenses, Obstruction, Public Peace, and Hit & Run.
- NON-UCR OFFENSES:** Non-UCR Offenses include reports for all other offenses not classified as a Part I or Part II Offense. Results displayed separate some of these offenses such as Ambulance Calls, Deaths, Missing Persons, Suicides, Suspicious Activity, and Traffic Accidents.
- ALL OTHER NON-UCR:** Under the Non-UCR category, 'All Other' include the remainder of offenses not classified as Part I or Part II and not separated from the Non-UCR Offenses. These include things such as Loud Parties, Barking Dogs, Mentally Ill Subjects, Citizen Assistance, etc.
- LOW NUMBER OFFENSES:** On page two, in the interest of space and allowing for easier viewing, the category titled 'Low Number Offenses' include Part I and Part II Offenses from page one that have totals under the amount of 35.

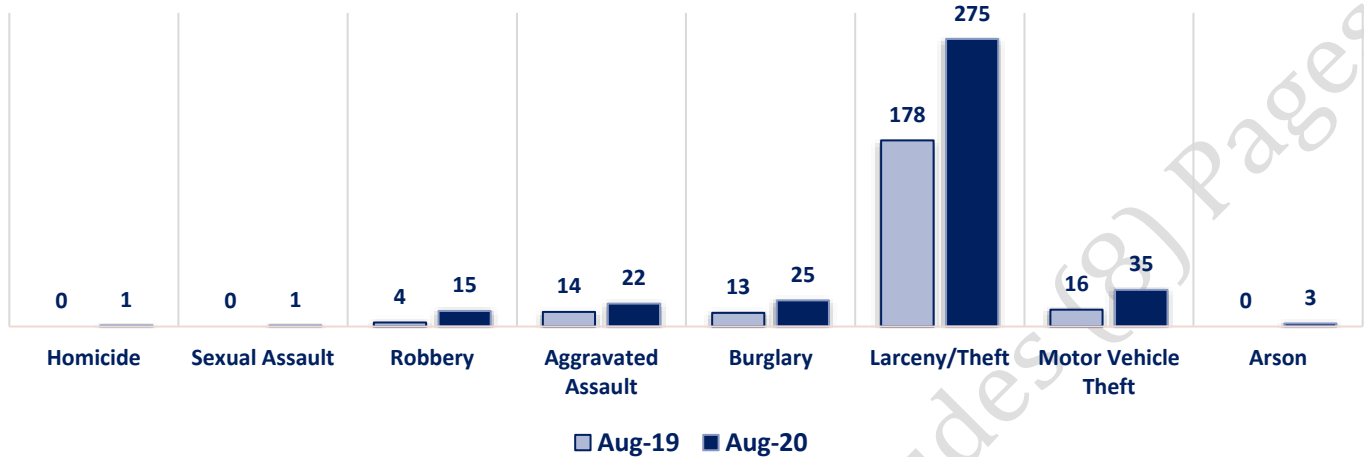
Offenses

		OFFENSE	AUG 19	AUG 20	OFFENSE	AUG 19	AUG 20
PART I OFFENSES	VIOLENT	Homicide	0	1	Other Assaults	62	81
		Sexual Assault	0	1	Forgery/Counterfeit	5	3
		Robbery	4	15	Fraud	50	51
		Aggravated Assault	14	22	Embezzlement	0	0
	PROPERTY	Burglary	13	25	Stolen Property	9	5
		Larceny/Theft	178	275	Vandalism	52	58
		Motor Vehicle Theft	16	35	Weapons	4	5
		Arson	0	3	Prostitution	3	0
		PART I TOTALS	225	377	Sex Offenses	3	4
NON-UCR OFFENSES	Ambulance Calls	26	34	Drug Abuse	61	71	
	Deaths	4	3	Gambling	0	0	
	Missing Persons	4	1	Family Offenses	42	58	
	Suicides	1	1	DUI	11	6	
	Suspicious Activity	27	22	Liquor Laws	2	2	
	Traffic Accidents	77	57	Drunkenness	12	14	
	All Other	218	199	Disorderly Conduct	8	17	
	NON-UCR TOTALS	357	317	All Other Offenses	202	188	
	PART I OFFENSES	225	377	Curfew/Loitering	0	0	
	PART II OFFENSES	533	565	Runaway	7	2	
TOTALS	NON-UCR OFFENSES	357	317	PART II TOTALS	533	565	
	TOTAL	1115	1259				

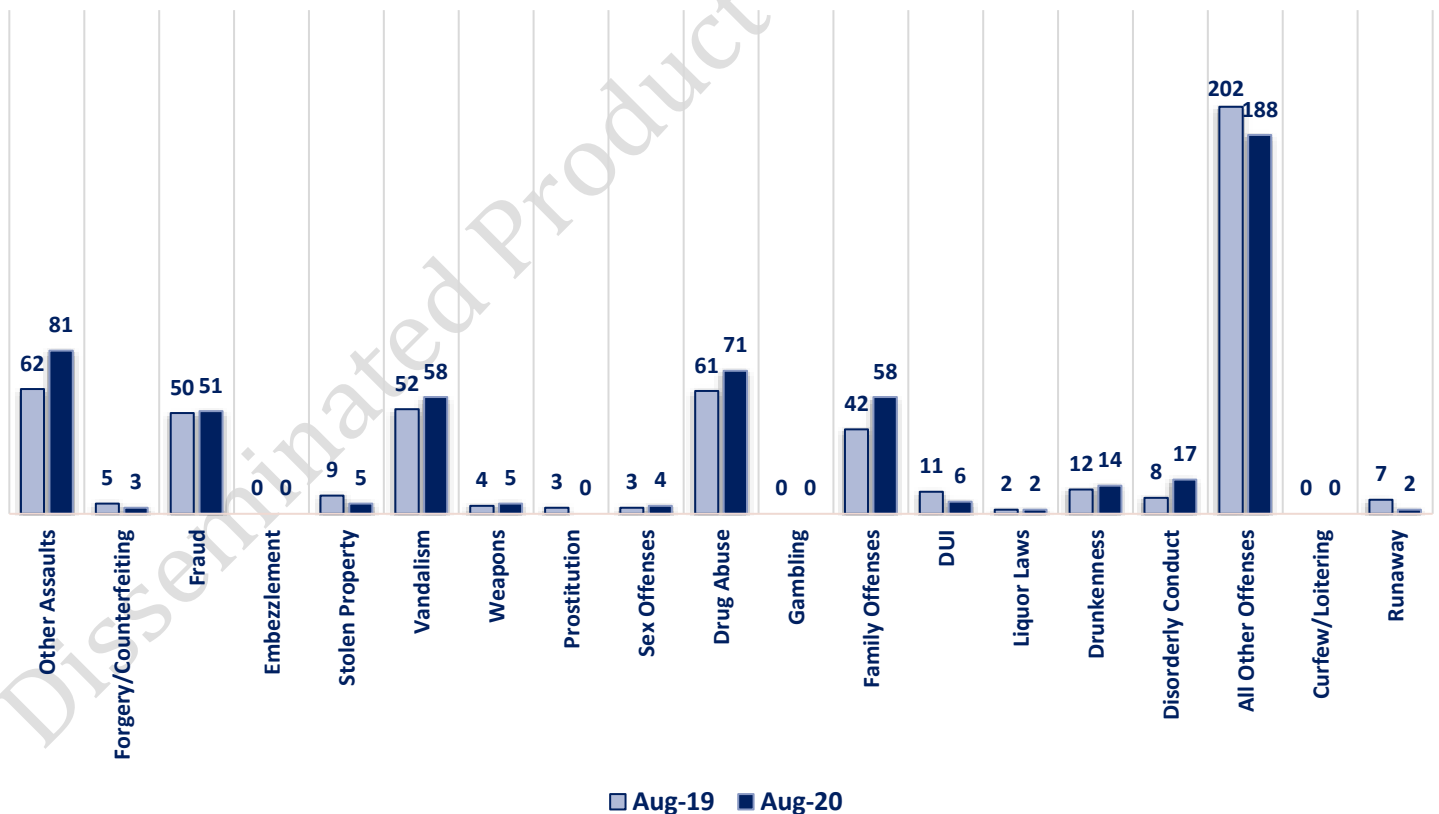
AUGUST 2020- PART I & II OFFENSE PERCENTAGES



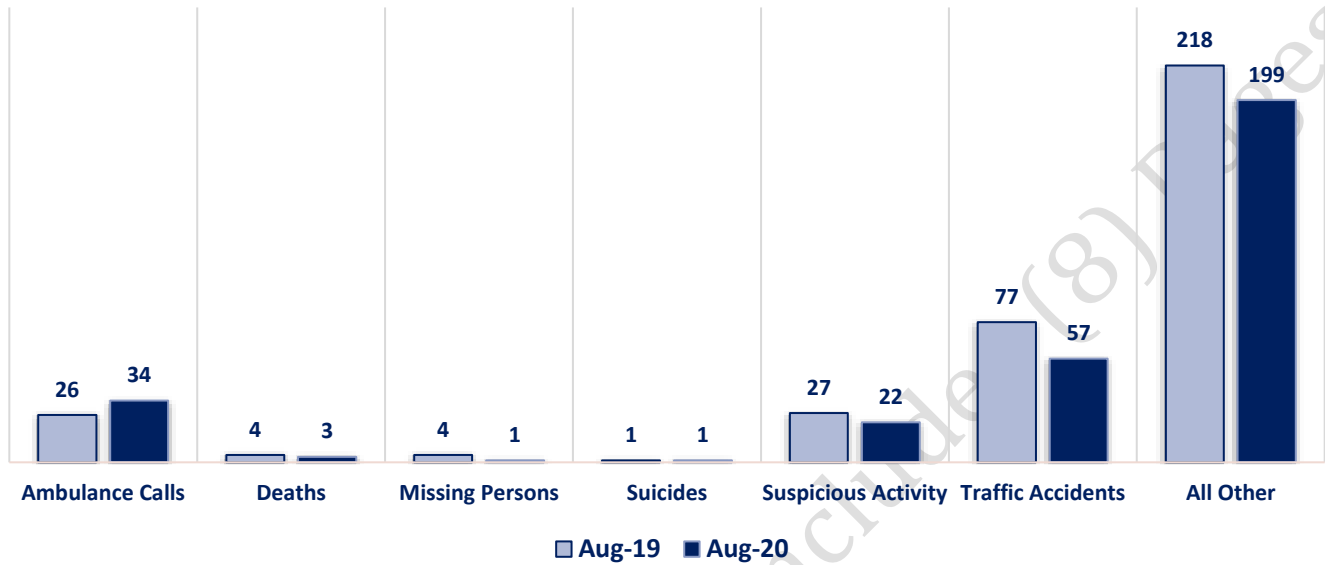
Part I Offenses



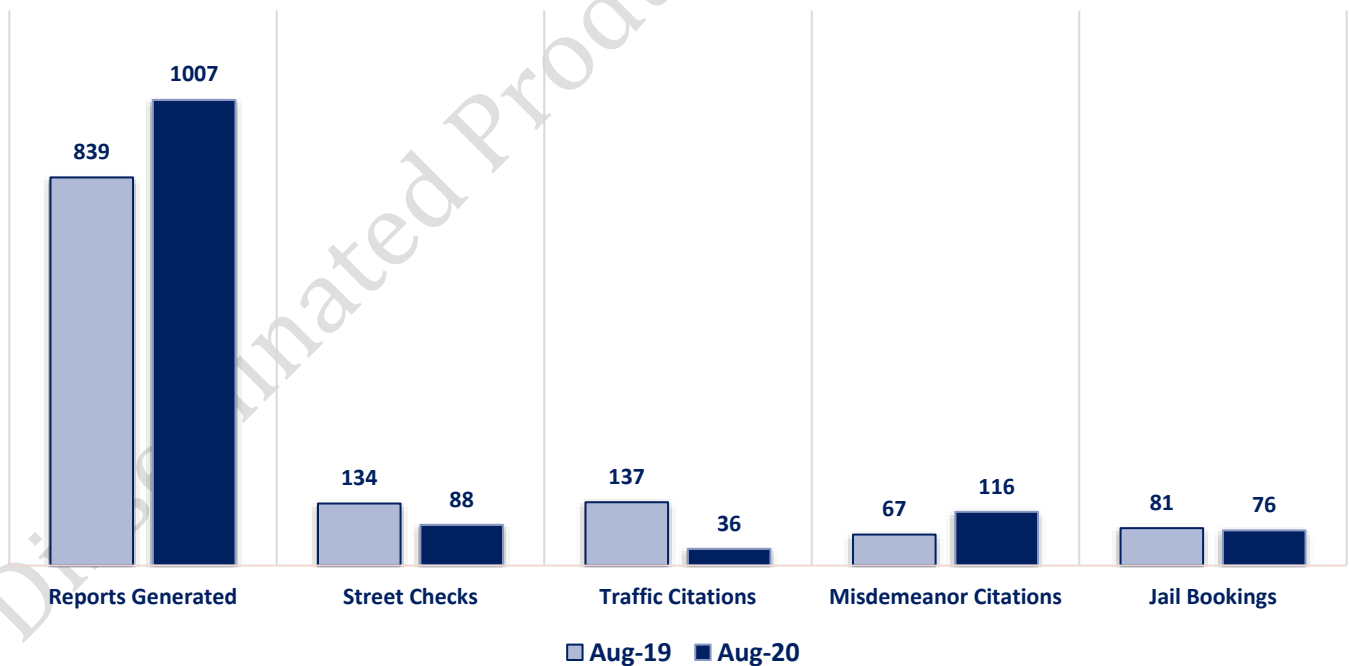
Part II Offenses



Non-UCR Offenses

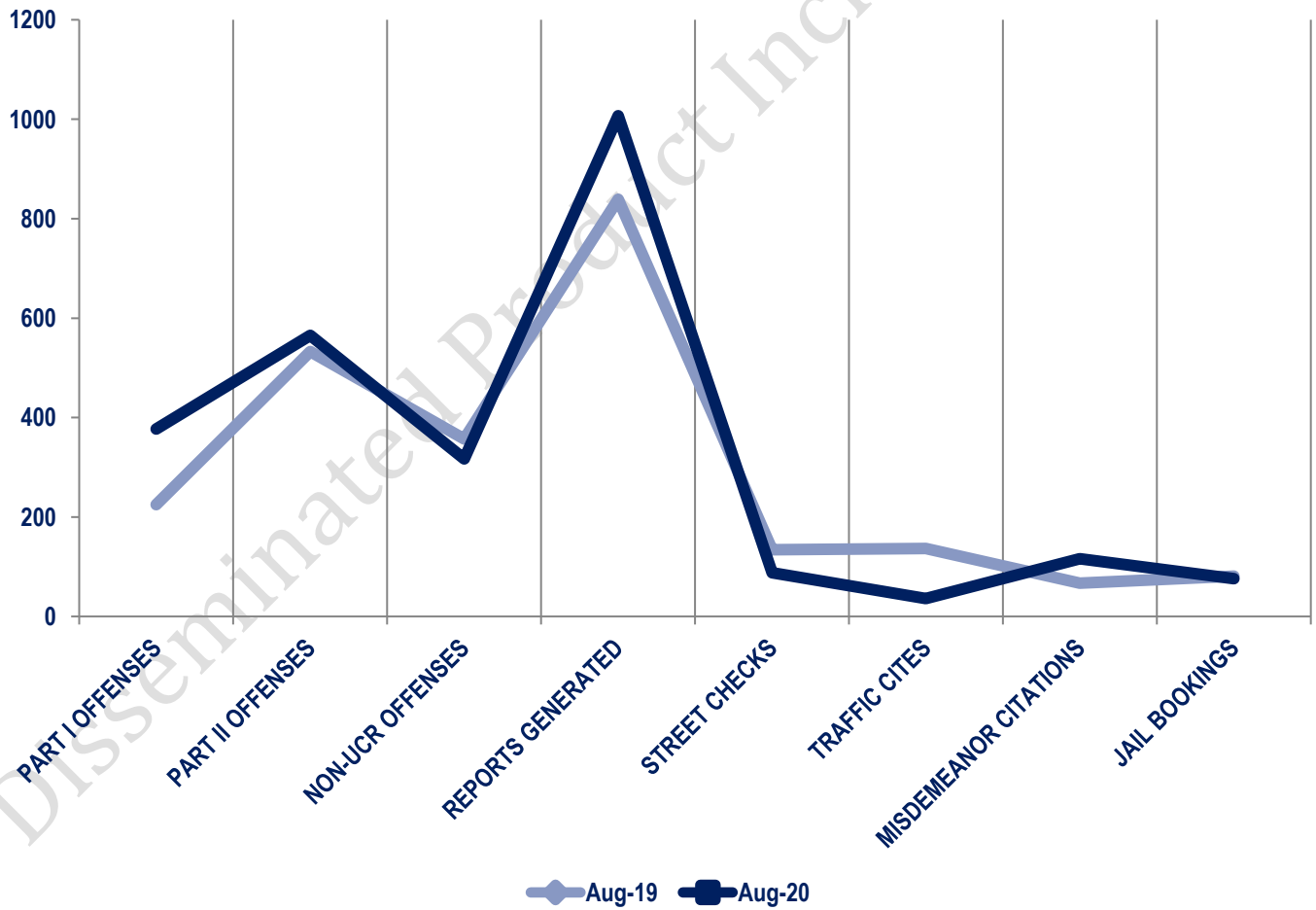


Other Event Totals



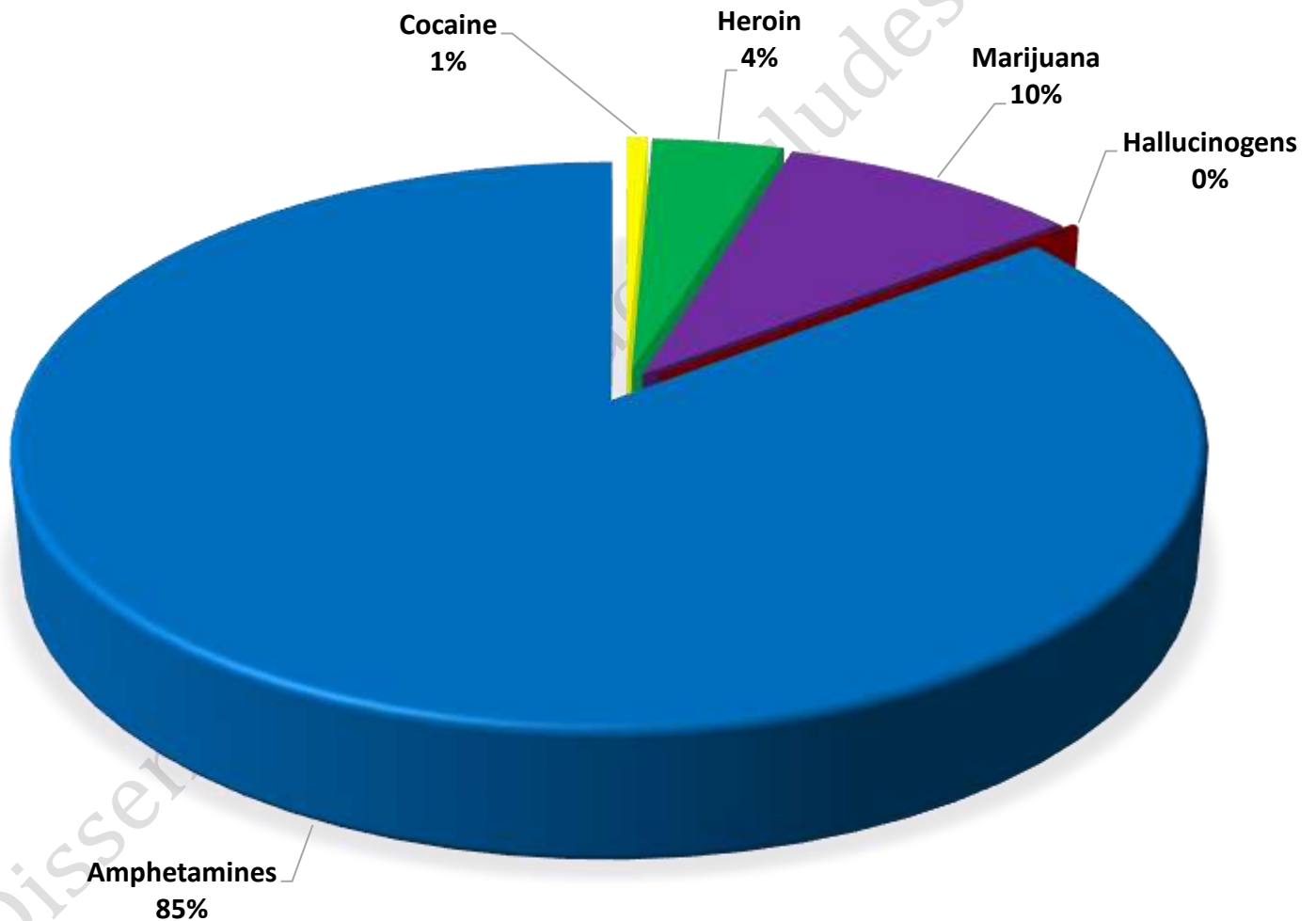
Combined Offense/Event Trends

	AUG 2019	AUG 2020
Part I Offenses	225	377
Part II Offenses	533	565
NonUCR Offenses	357	317
Reports Generated	839	1007
Street Checks	134	88
Traffic Citations	137	36
Misdemeanor Citations	67	116
Jail Bookings	81	76



Seized Drugs

TYPE	DOSES	STREET VALUE
Cocaine	39.0	\$ 390.00
Heroin	244.0	\$ 2,440.00
Marijuana	562.8	\$ 3,376.54
Hallucinogens	1.6	\$ 3.17
Amphetamines	4991.0	\$ 49,910.00
TOTAL	5838.3	\$ 56,119.71



Part I & II Offenses - One Year

