



CITY COUNCIL DISTRICT #2 MONTHLY OFFENSE SUMMARY

SEPTEMBER 2020

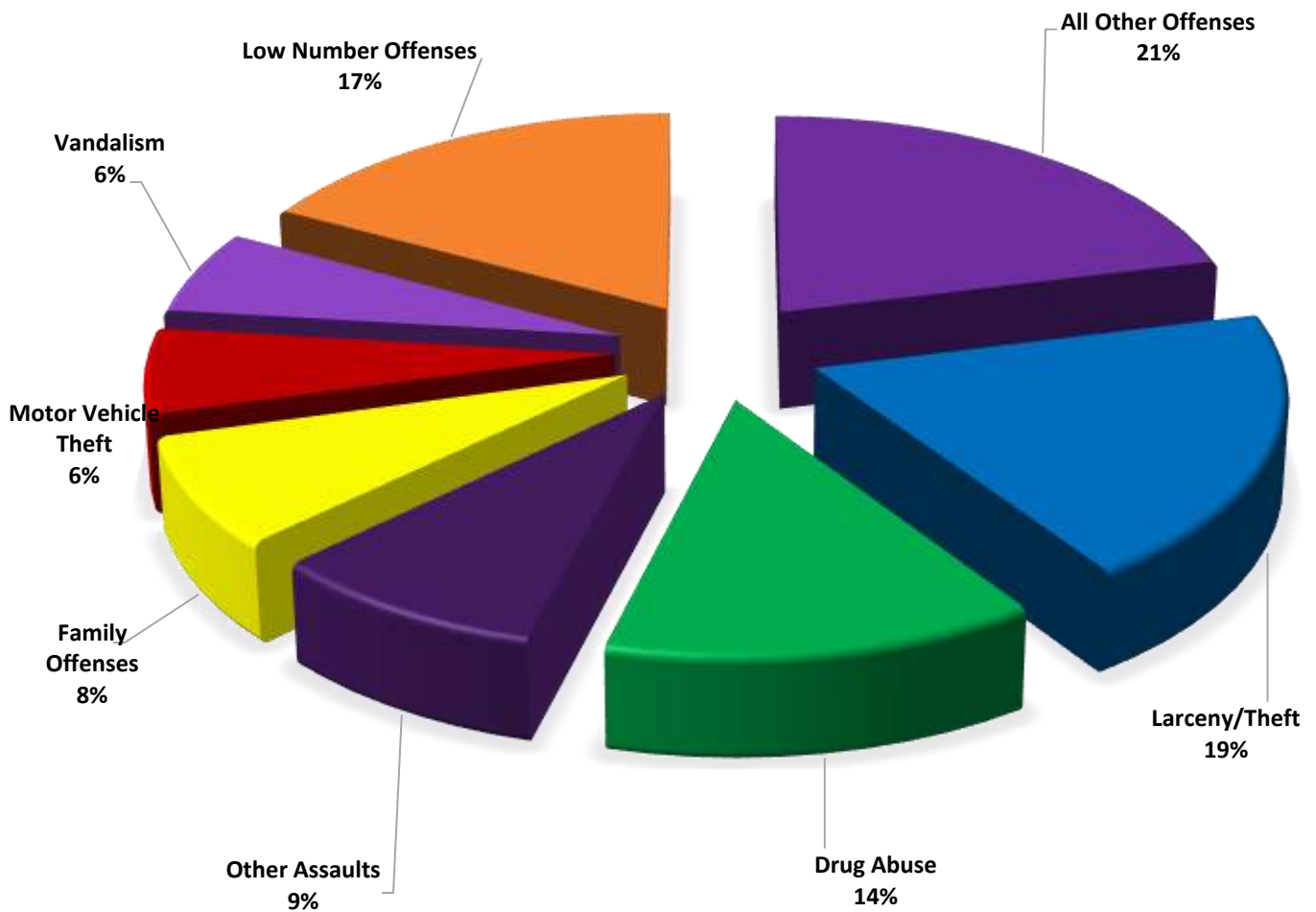
These figures represent preliminary counts of original Police Incident Reports and include all offenses within the above listed City Council District only. Full statistical analysis to determine the confidence level of this data has not been performed. The results contained herein are approximate in relation to the listed area and may not fully coincide with data shown in other areas of SLCPD's Crime Statistics page such as Calls for Service, Crimes Trending, and Crime Reports due to and reflective of departmental procedures that were in place at the time the event occurred and the date this data was compiled. Results displayed are not distinguished as attempted or completed crimes, do not include other calls for police service, and only represent police service where a report was made. Police Incident Reports are classified by primary offense categories as defined by the Uniform Crime Reporting (UCR) system, however for this report all offenses are included, and each incident may have more than one offense listed on it. In cases where there is more than one offense listed, all offenses are counted individually. Although every reasonable verification effort is made, the accuracy of any data is subject to the constraints of the report generation process as well as the manner, format, and point in time of any query.

-
- PART I OFFENSES:** Chosen by the FBI as Part I Offenses because they are serious crimes that occur with regularity in all areas of the country and are likely to be reported to Police.
- PART II OFFENSES:** All other crimes other than the eight Part I Offenses. The Uniform Crime Reporting Program gathers only arrest data for Part II Offenses, however, SLCPD results displayed in this document display all Part II Offenses, regardless of the presence of arrest data.
- ALL OTHER OFFENSES:** Under the Part II Offense section, 'All Other Offenses' include Peeping Tom, Trespass, Kidnap/Abduction, Pornography, Extortion/Blackmail, Bribery, Warrants, Sexual Offenses, Obstruction, Public Peace, and Hit & Run.
- NON-UCR OFFENSES:** Non-UCR Offenses include reports for all other offenses not classified as a Part I or Part II Offense. Results displayed separate some of these offenses such as Ambulance Calls, Deaths, Missing Persons, Suicides, Suspicious Activity, and Traffic Accidents.
- ALL OTHER NON-UCR:** Under the Non-UCR category, 'All Other' include the remainder of offenses not classified as Part I or Part II and not separated from the Non-UCR Offenses. These include things such as Loud Parties, Barking Dogs, Mentally Ill Subjects, Citizen Assistance, etc.
- LOW NUMBER OFFENSES:** On page two, in the interest of space and allowing for easier viewing, the category titled 'Low Number Offenses' include Part I and Part II Offenses from page one that have totals under the amount of 26.

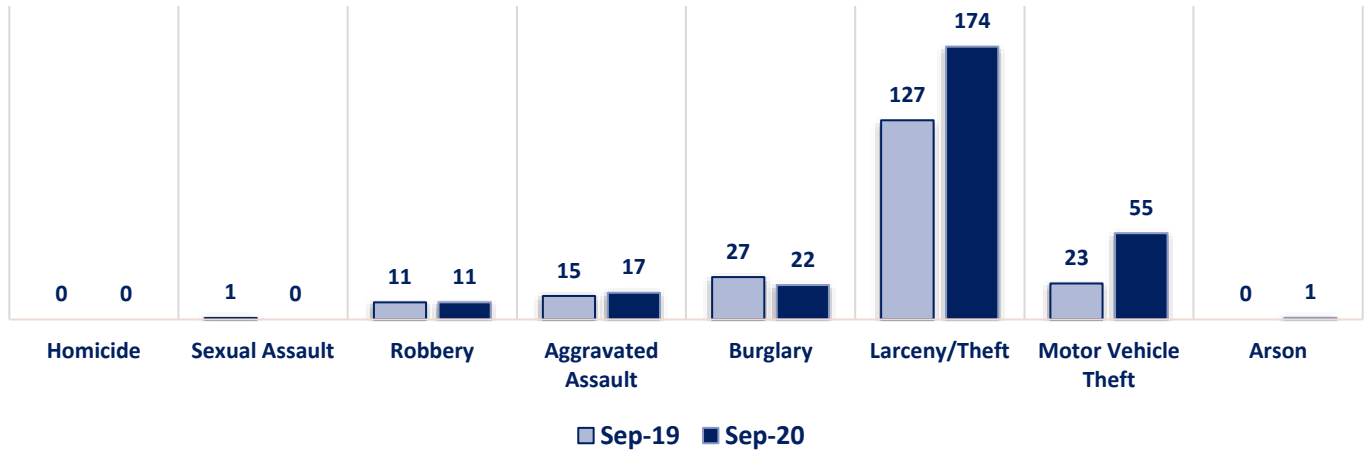
Offenses

		OFFENSE	SEPT 19	SEPT 20	OFFENSE	SEPT 19	SEPT 20
PART I OFFENSES		Homicide	0	0	Other Assaults	85	79
		Sexual Assault	1	0	Forgery/Counterfeit	11	9
		Robbery	11	11	Fraud	41	26
		Aggravated Assault	15	17	Embezzlement	0	0
		Burglary	27	22	Stolen Property	7	13
		Larceny/Theft	127	174	Vandalism	46	54
		Motor Vehicle Theft	23	55	Weapons	7	18
		Arson	0	1	Prostitution	1	4
	PART I TOTALS	204	280	Sex Offenses	1	2	
NON-UCR OFFENSES		Ambulance Calls	18	15	Drug Abuse	93	121
		Deaths	6	4	Gambling	1	0
		Missing Persons	9	5	Family Offenses	64	70
		Suicides	0	0	DUI	7	15
		Suspicious Activity	19	33	Liquor Laws	1	0
		Traffic Accidents	99	77	Drunkenness	6	7
		All Other	259	246	Disorderly Conduct	9	4
		NON-UCR TOTALS	410	380	All Other Offenses	213	189
TOTALS		PART I OFFENSES	204	280	Curfew/Loitering	0	0
		PART II OFFENSES	600	615	Runaway	7	4
		NON-UCR OFFENSES	410	380	PART II TOTALS	600	615
		TOTAL	1214	1275			

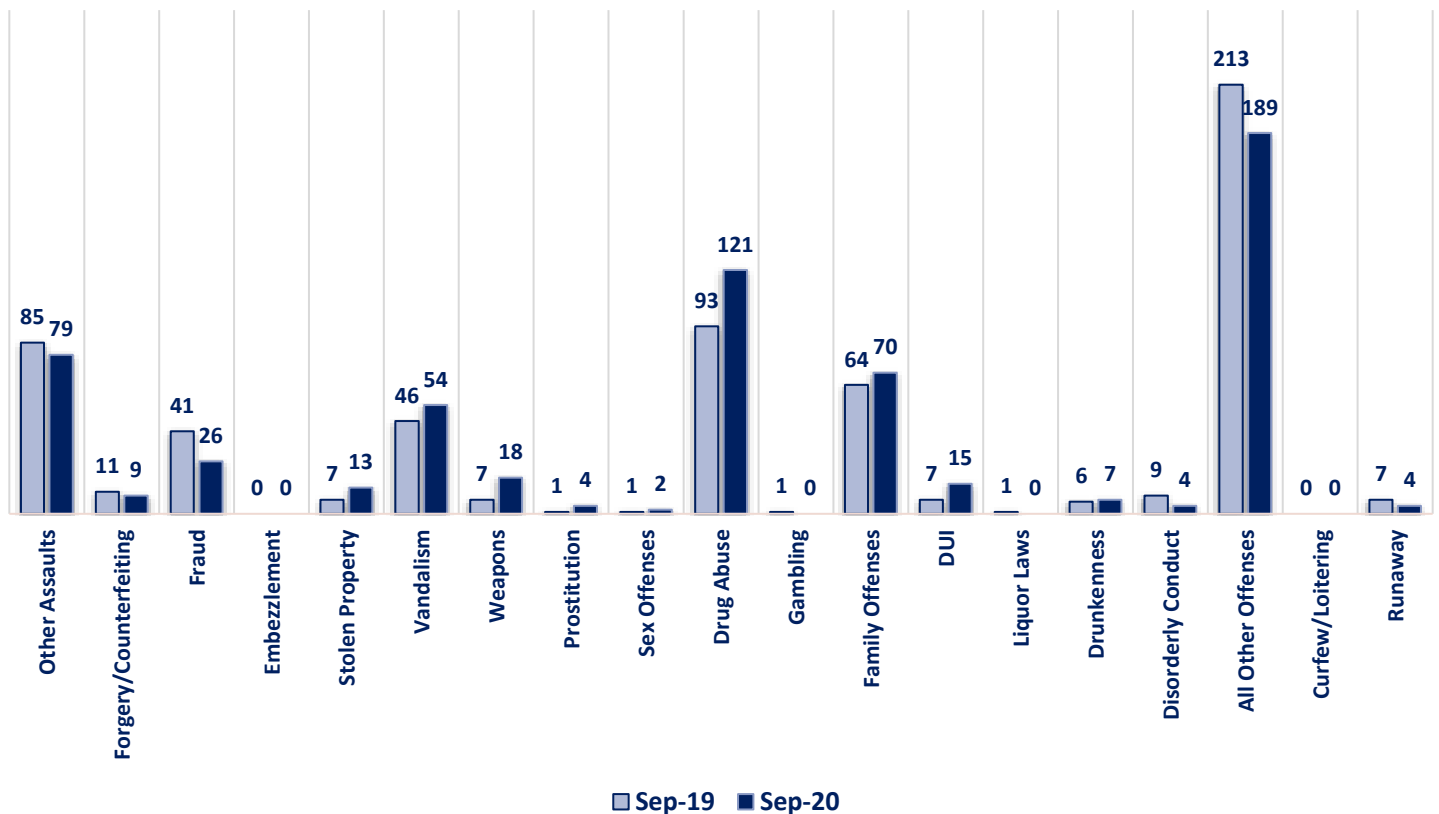
SEPTEMBER 2020 - PART I & II OFFENSE PERCENTAGES



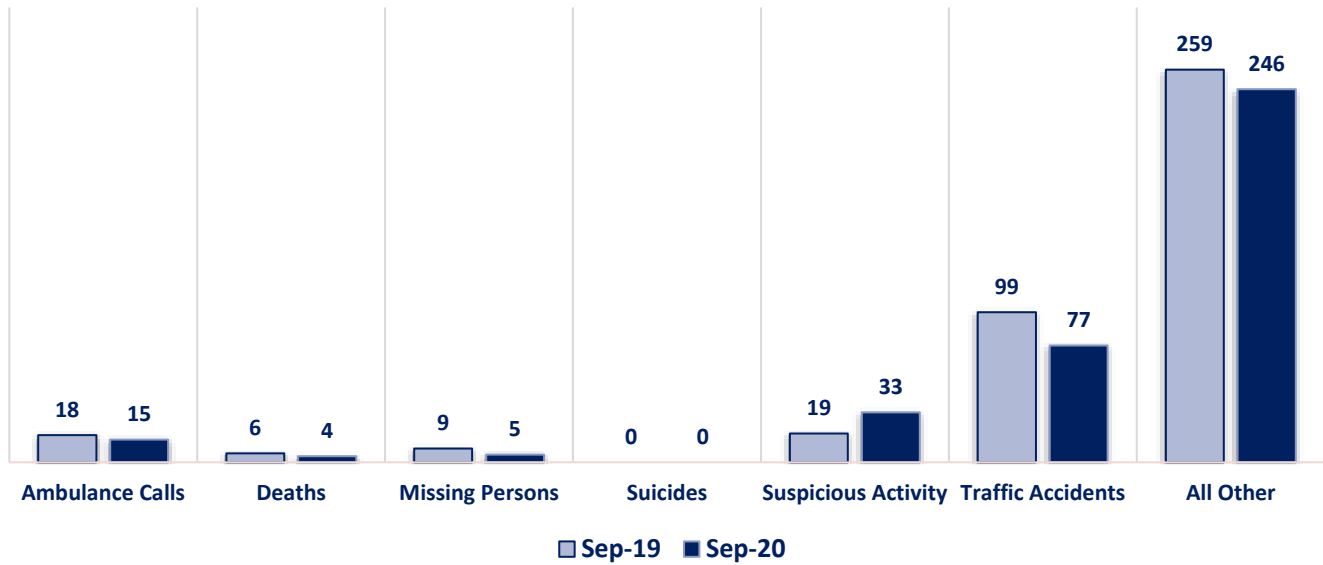
Part I Offenses



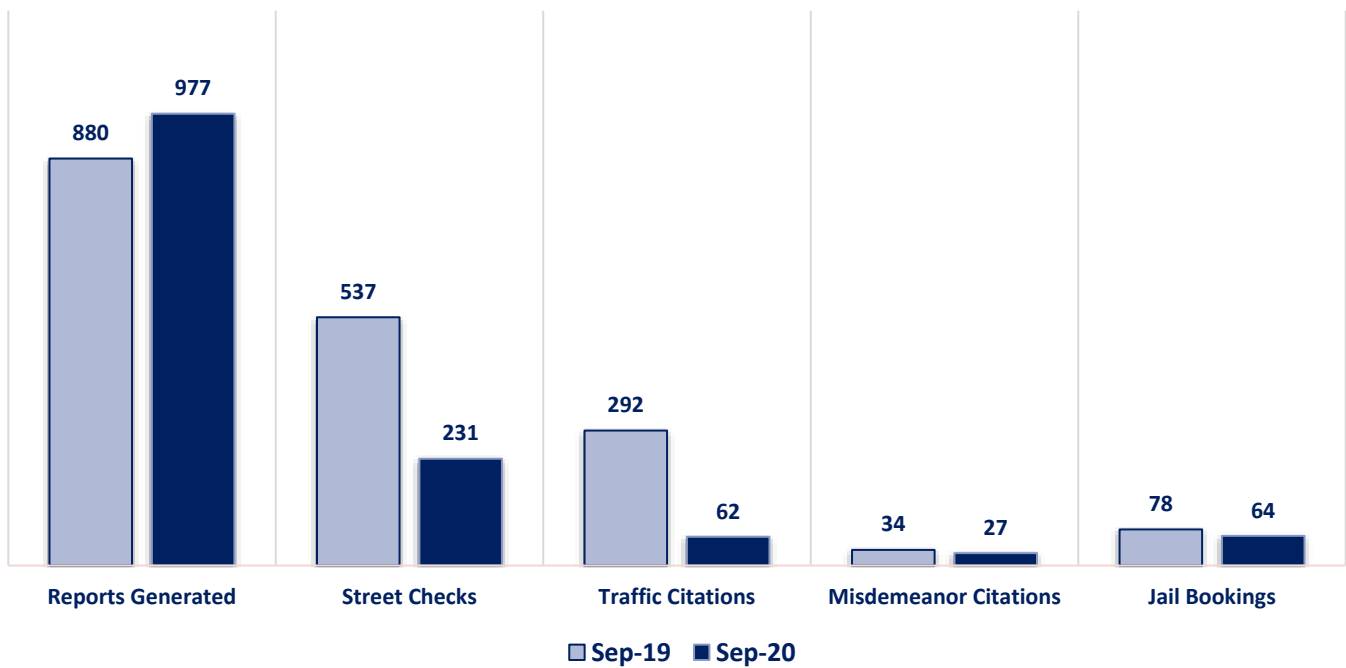
Part II Offenses



Non-UCR Offenses

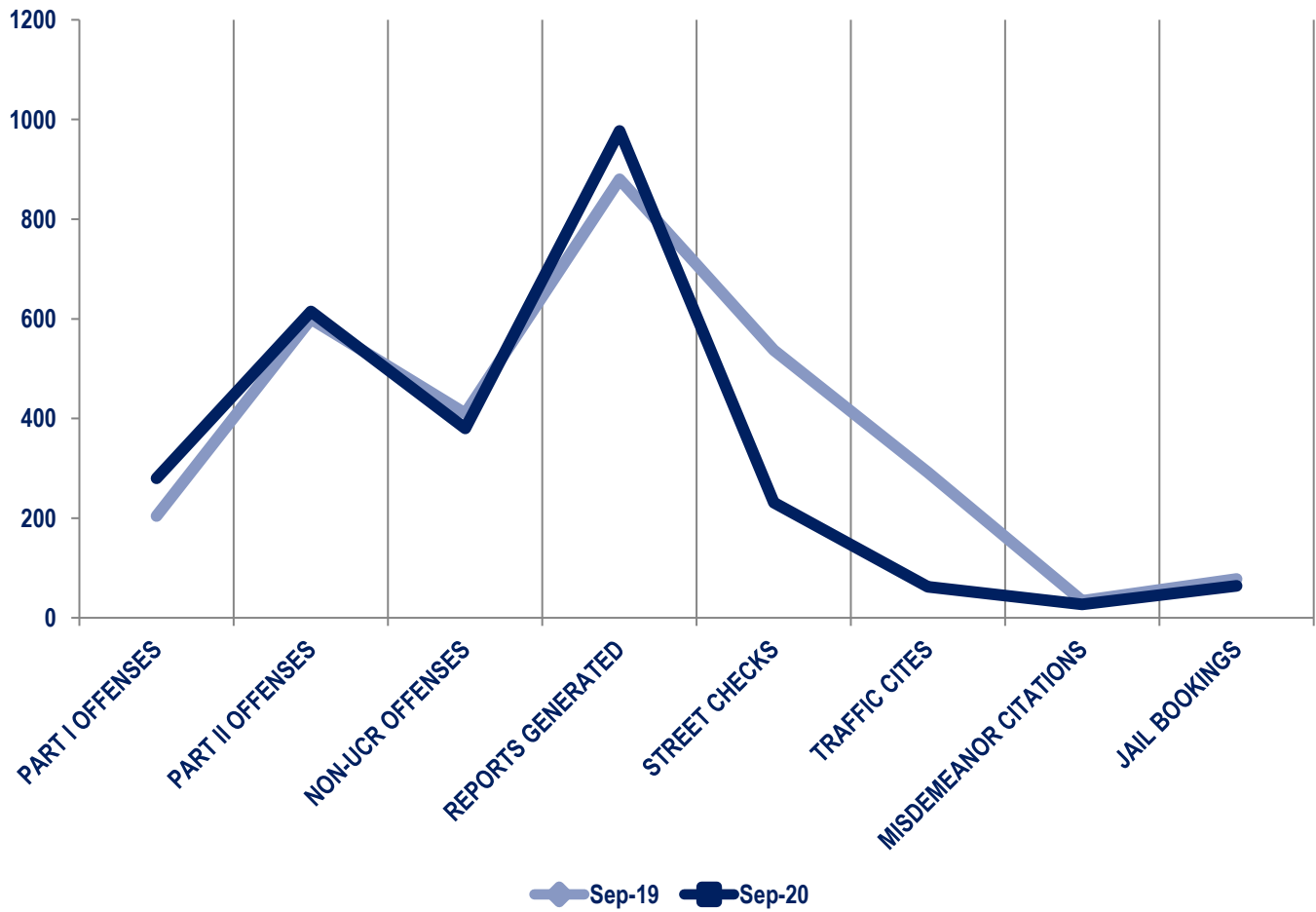


Other Event Totals



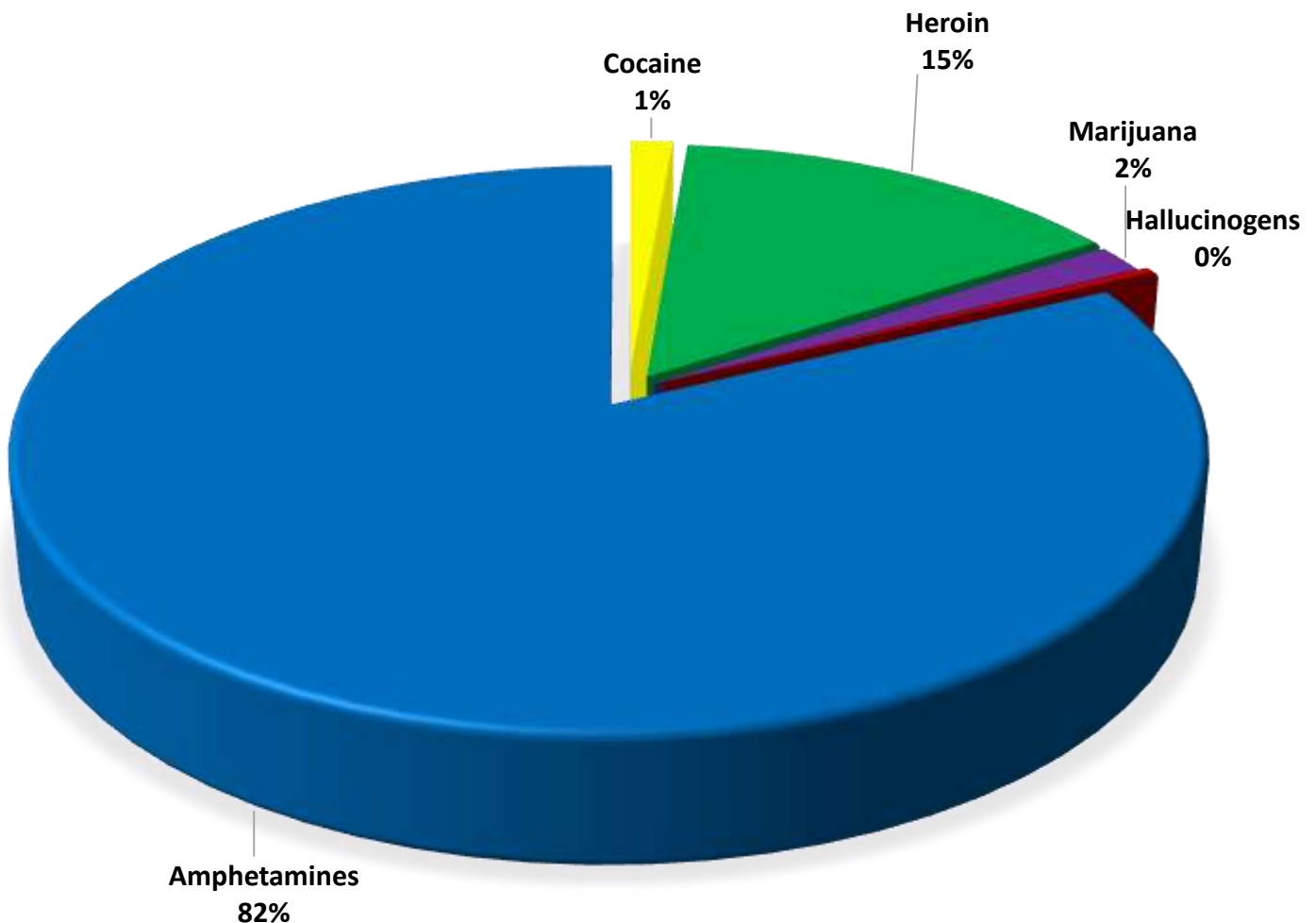
Combined Offense/Event Trends

	SEPT 2019	SEPT 2020
Part I Offenses	204	280
Part II Offenses	600	615
NonUCR Offenses	410	380
Reports Generated	880	977
Street Checks	537	231
Traffic Citations	292	62
Misdemeanor Citations	34	27
Jail Bookings	78	64



Seized Drugs

TYPE	DOSES	STREET VALUE
Cocaine	69.0	\$ 690.00
Heroin	736.0	\$ 7,360.00
Marijuana	81.9	\$ 491.37
Hallucinogens	16.2	\$ 32.34
Amphetamines	4170.2	\$ 41,702.00
TOTAL	5073.3	\$ 50,275.71



Part I & II Offenses - One Year

