



CITY COUNCIL DISTRICT #4 MONTHLY OFFENSE SUMMARY

SEPTEMBER 2020

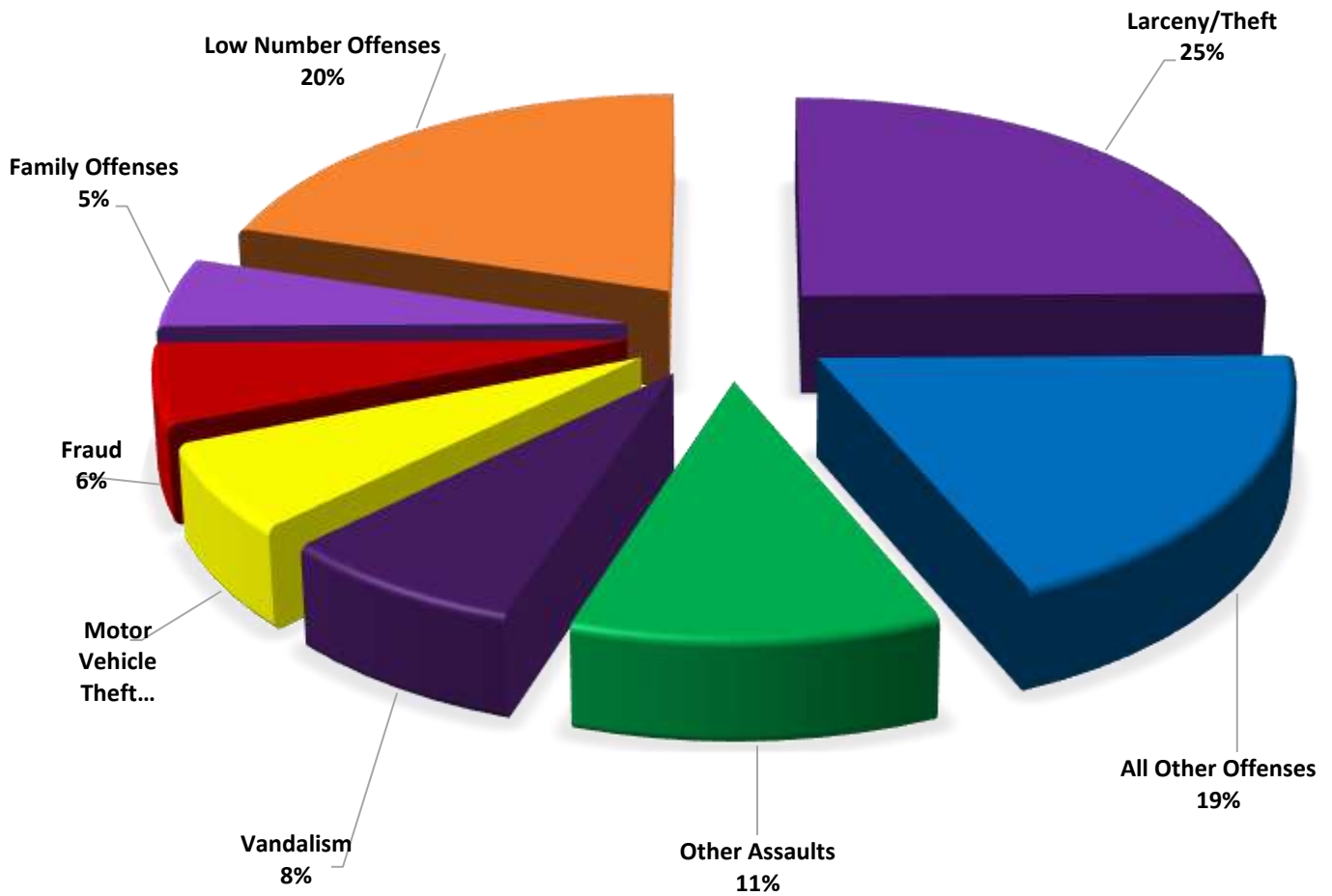
These figures represent preliminary counts of original Police Incident Reports and include all offenses within the above listed City Council District only. Full statistical analysis to determine the confidence level of this data has not been performed. The results contained herein are approximate in relation to the listed area and may not fully coincide with data shown in other areas of SLCPD's Crime Statistics page such as Calls for Service, Crimes Trending, and Crime Reports due to and reflective of departmental procedures that were in place at the time the event occurred and the date this data was compiled. Results displayed are not distinguished as attempted or completed crimes, do not include other calls for police service, and only represent police service where a report was made. Police Incident Reports are classified by primary offense categories as defined by the Uniform Crime Reporting (UCR) system, however for this report all offenses are included, and each incident may have more than one offense listed on it. In cases where there is more than one offense listed, all offenses are counted individually. Although every reasonable verification effort is made, the accuracy of any data is subject to the constraints of the report generation process as well as the manner, format, and point in time of any query.

-
- PART I OFFENSES:** Chosen by the FBI as Part I Offenses because they are serious crimes that occur with regularity in all areas of the country and are likely to be reported to Police.
- PART II OFFENSES:** All other crimes other than the eight Part I Offenses. The Uniform Crime Reporting Program gathers only arrest data for Part II Offenses, however, SLCPD results displayed in this document display all Part II Offenses, regardless of the presence of arrest data.
- ALL OTHER OFFENSES:** Under the Part II Offense section, 'All Other Offenses' include Peeping Tom, Trespass, Kidnap/Abduction, Pornography, Extortion/Blackmail, Bribery, Warrants, Sexual Offenses, Obstruction, Public Peace, and Hit & Run.
- NON-UCR OFFENSES:** Non-UCR Offenses include reports for all other offenses not classified as a Part I or Part II Offense. Results displayed separate some of these offenses such as Ambulance Calls, Deaths, Missing Persons, Suicides, Suspicious Activity, and Traffic Accidents.
- ALL OTHER NON-UCR:** Under the Non-UCR category, 'All Other' include the remainder of offenses not classified as Part I or Part II and not separated from the Non-UCR Offenses. These include things such as Loud Parties, Barking Dogs, Mentally Ill Subjects, Citizen Assistance, etc.
- LOW NUMBER OFFENSES:** On page two, in the interest of space and allowing for easier viewing, the category titled 'Low Number Offenses' include Part I and Part II Offenses from page one that have totals under the amount of 41.

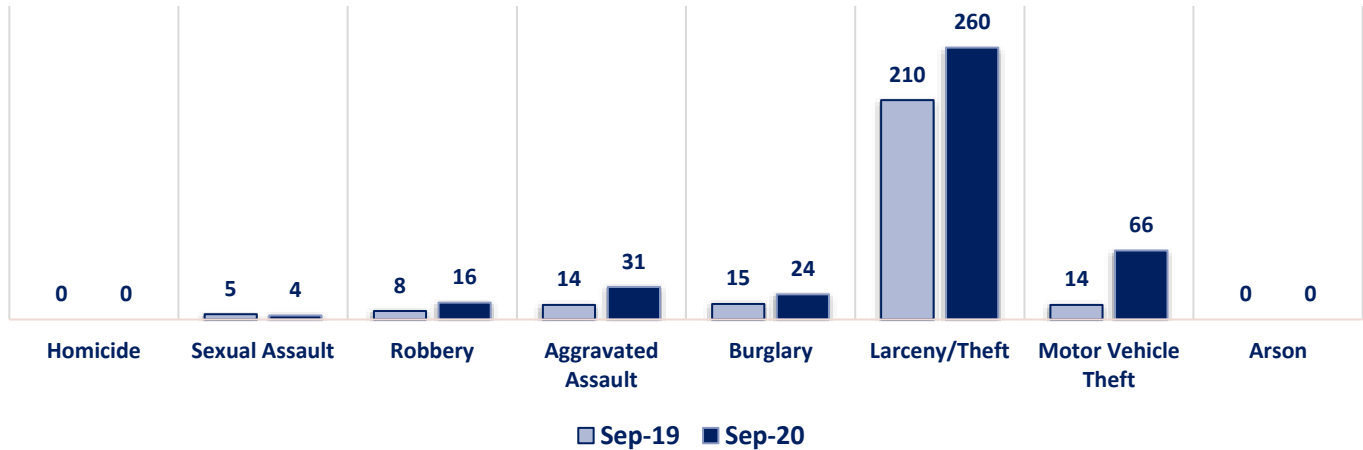
Offenses

		OFFENSE	SEPT 19	SEPT 20	OFFENSE	SEPT 19	SEPT 20
PART I OFFENSES		Homicide	0	0	Other Assaults	116	120
		Sexual Assault	5	4	Forgery/Counterfeit	10	10
		Robbery	8	16	Fraud	57	60
		Aggravated Assault	14	31	Embezzlement	0	0
		Burglary	15	24	Stolen Property	8	7
		Larceny/Theft	210	260	Vandalism	51	81
		Motor Vehicle Theft	14	66	Weapons	11	9
		Arson	0	0	Prostitution	5	2
	PART I TOTALS	266	401	Sex Offenses	6	3	
NON-UCR OFFENSES		Ambulance Calls	85	48	Drug Abuse	115	41
		Deaths	10	9	Gambling	0	0
		Missing Persons	15	8	Family Offenses	49	52
		Suicides	3	2	DUI	26	18
		Suspicious Activity	34	36	Liquor Laws	13	1
		Traffic Accidents	141	103	Drunkenness	39	22
		All Other	350	305	Disorderly Conduct	30	19
		NON-UCR TOTALS	638	511	All Other Offenses	306	197
TOTALS		PART I OFFENSES	266	401	Curfew/Loitering	0	0
		PART II OFFENSES	852	647	Runaway	10	5
		NON-UCR OFFENSES	638	511	PART II TOTALS	852	647
		TOTAL	1756	1559			

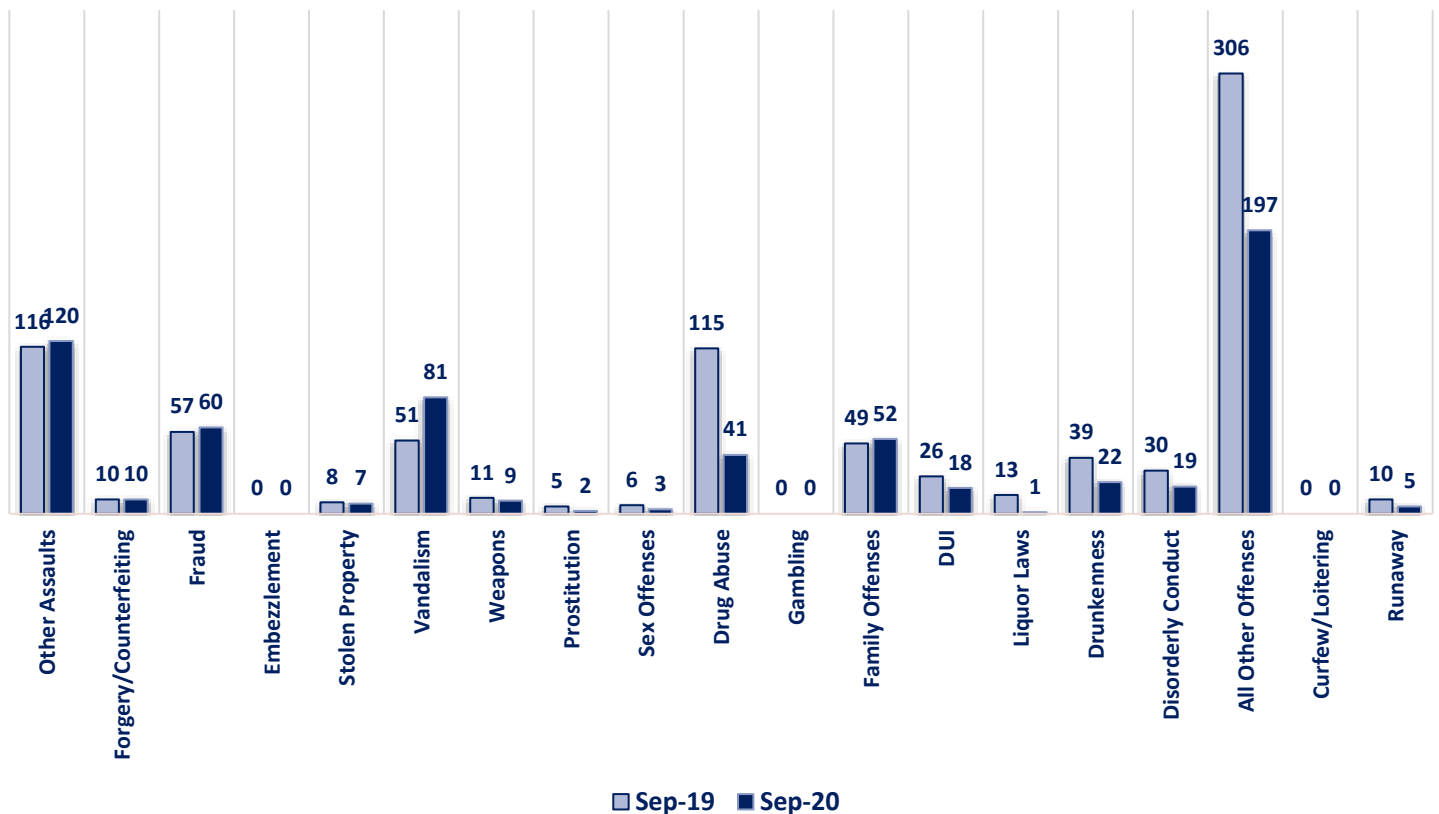
SEPTEMBER 2020 - PART I & II OFFENSE PERCENTAGES



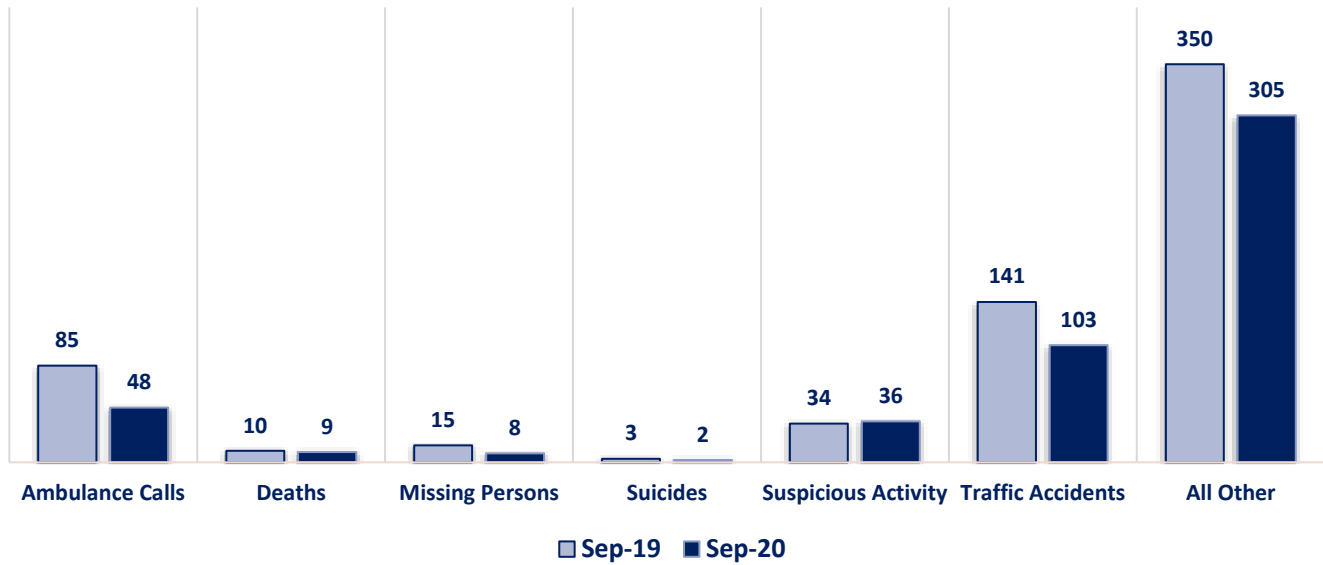
Part I Offenses



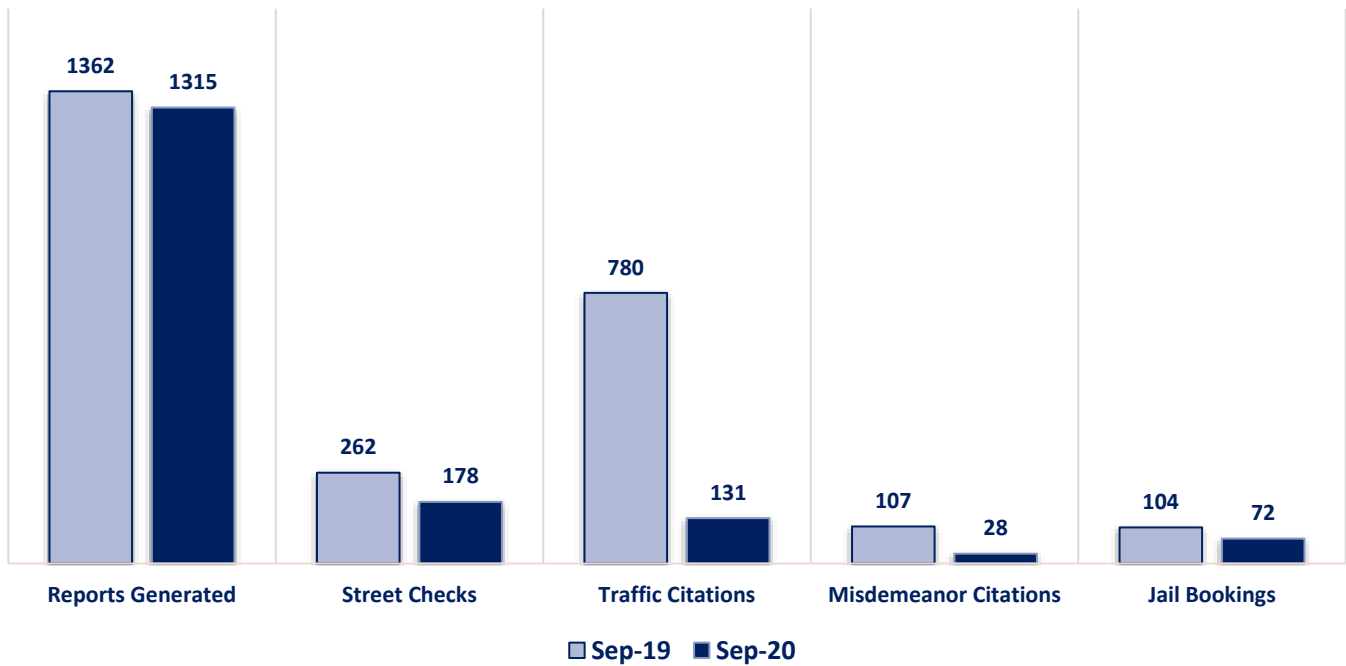
Part II Offenses



Non-UCR Offenses

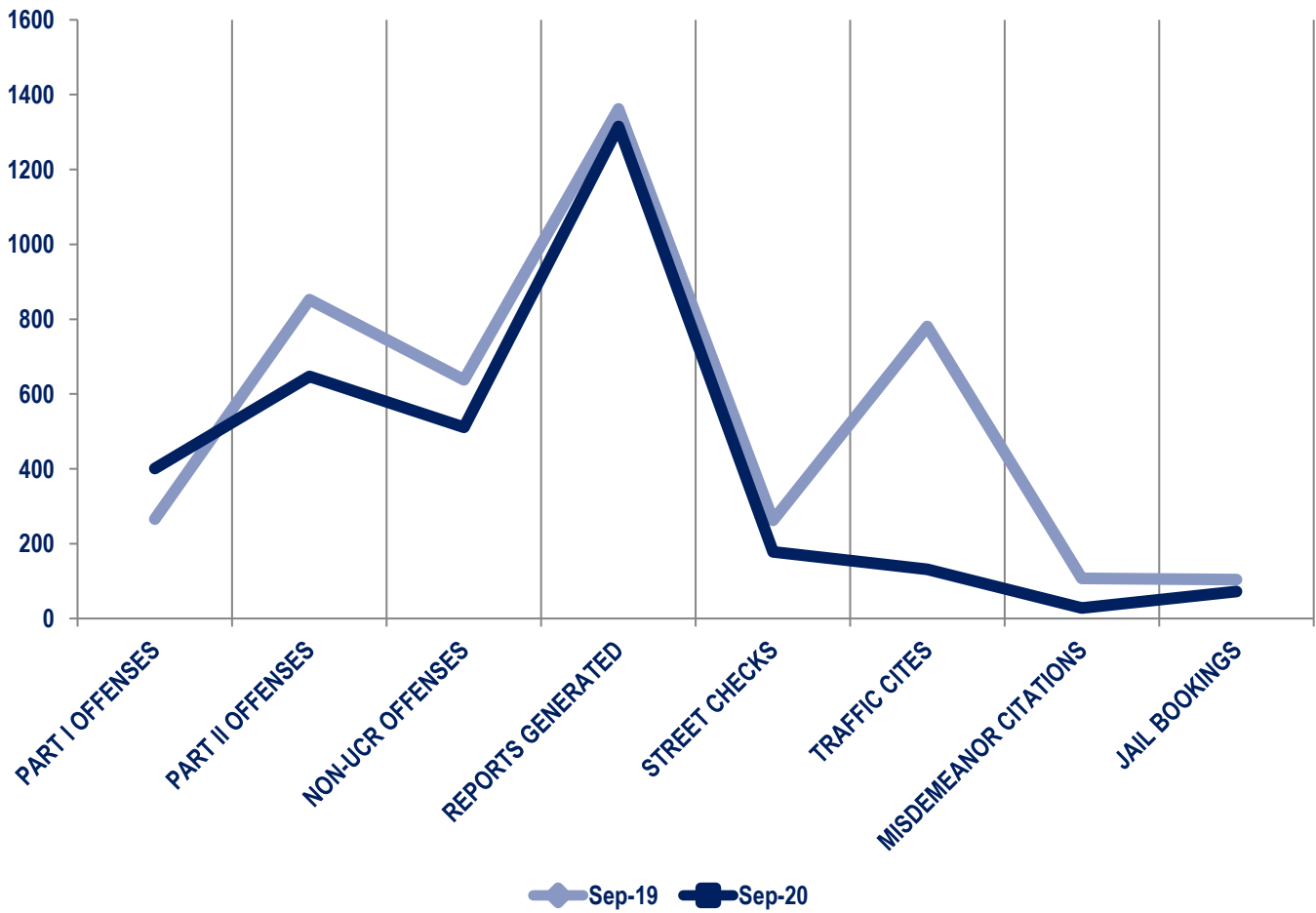


Other Event Totals



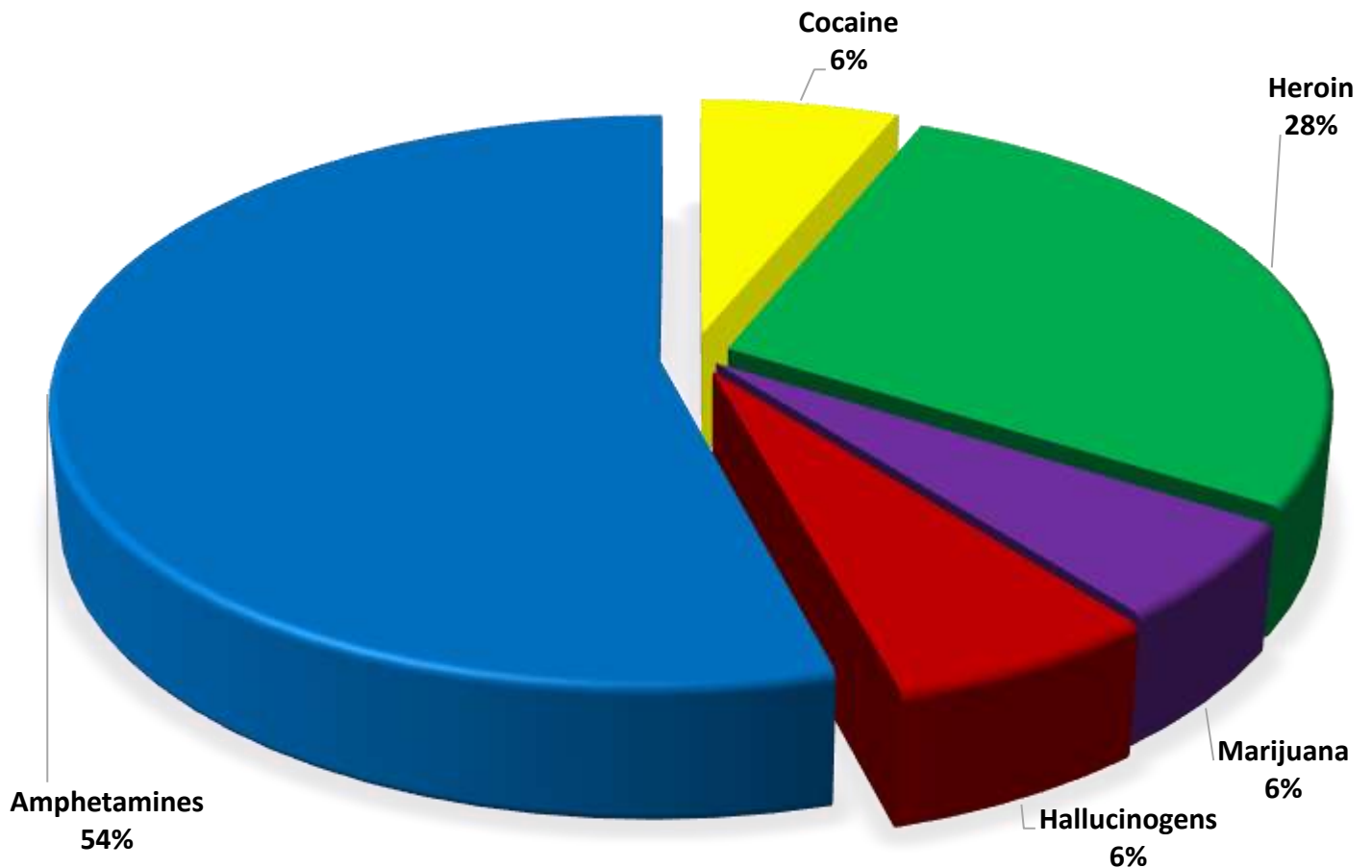
Combined Offense/Event Trends

	SEPT 2019	SEPT 2020
Part I Offenses	266	401
Part II Offenses	852	647
NonUCR Offenses	638	511
Reports Generated	1362	1315
Street Checks	262	178
Traffic Citations	780	131
Misdemeanor Citations	107	28
Jail Bookings	104	72



Seized Drugs

TYPE	DOSES	STREET VALUE	
Cocaine	105.1	\$	1,051.00
Heroin	469.1	\$	4,691.00
Marijuana	94.2	\$	565.21
Hallucinogens	107.5	\$	215.09
Amphetamines	919.1	\$	9,191.00
TOTAL	1695.0	\$	15,713.30



Part I & II Offenses - One Year

