



CITY COUNCIL DISTRICT #3 MONTHLY OFFENSE SUMMARY

October 2020

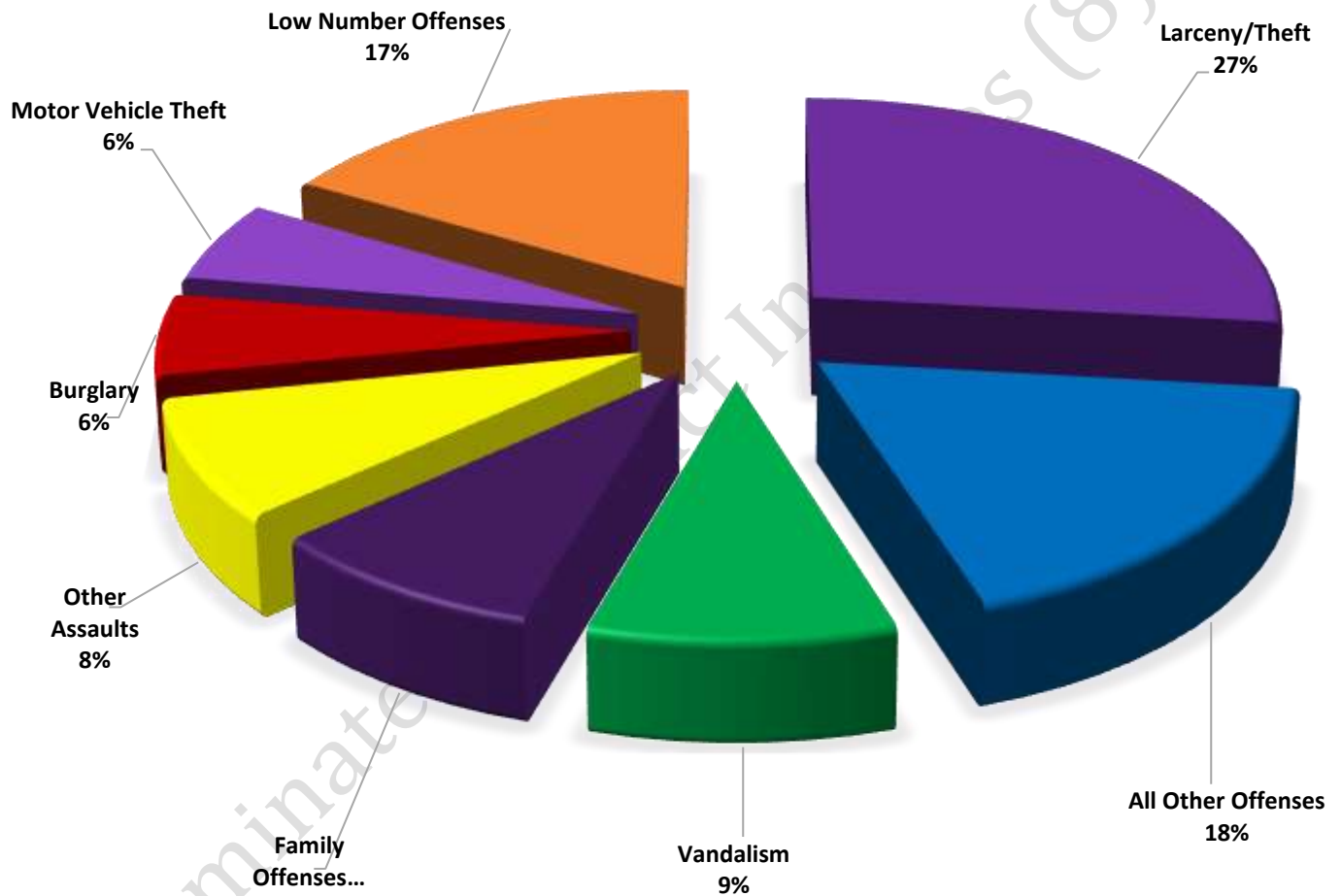
These figures represent preliminary counts of original Police Incident Reports and include all offenses within the above listed City Council District only. Full statistical analysis to determine the confidence level of this data has not been performed. The results contained herein are approximate in relation to the listed area and may not fully coincide with data shown in other areas of SLCPD's Crime Statistics page such as Calls for Service, Crimes Trending, and Crime Reports due to and reflective of departmental procedures that were in place at the time the event occurred and the date this data was compiled. Results displayed are not distinguished as attempted or completed crimes, do not include other calls for police service, and only represent police service where a report was made. Police Incident Reports are classified by primary offense categories as defined by the Uniform Crime Reporting (UCR) system, however for this report all offenses are included, and each incident may have more than one offense listed on it. In cases where there is more than one offense listed, all offenses are counted individually. Although every reasonable verification effort is made, the accuracy of any data is subject to the constraints of the report generation process as well as the manner, format, and point in time of any query.

-
- PART I OFFENSES:** Chosen by the FBI as Part I Offenses because they are serious crimes that occur with regularity in all areas of the country and are likely to be reported to Police.
- PART II OFFENSES:** All other crimes other than the eight Part I Offenses. The Uniform Crime Reporting Program gathers only arrest data for Part II Offenses, however, SLCPD results displayed in this document display all Part II Offenses, regardless of the presence of arrest data.
- ALL OTHER OFFENSES:** Under the Part II Offense section, 'All Other Offenses' include Peeping Tom, Trespass, Kidnap/Abduction, Pornography, Extortion/Blackmail, Bribery, Warrants, Sexual Offenses, Obstruction, Public Peace, and Hit & Run.
- NON-UCR OFFENSES:** Non-UCR Offenses include reports for all other offenses not classified as a Part I or Part II Offense. Results displayed separate some of these offenses such as Ambulance Calls, Deaths, Missing Persons, Suicides, Suspicious Activity, and Traffic Accidents.
- ALL OTHER NON-UCR:** Under the Non-UCR category, 'All Other' include the remainder of offenses not classified as Part I or Part II and not separated from the Non-UCR Offenses. These include things such as Loud Parties, Barking Dogs, Mentally Ill Subjects, Citizen Assistance, etc.
- LOW NUMBER OFFENSES:** On page two, in the interest of space and allowing for easier viewing, the category titled 'Low Number Offenses' include Part I and Part II Offenses from page one that have totals under the amount of 11.

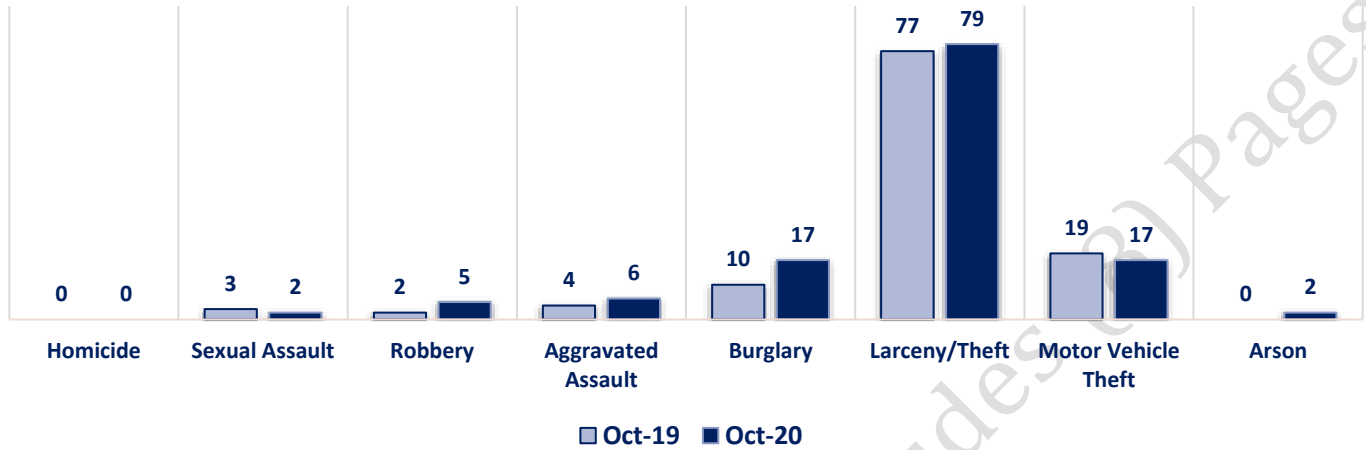
Offenses

		OFFENSE	OCT 19	OCT 20	OFFENSE	OCT 19	OCT 20
PART I OFFENSES	VIOLENT	Homicide	0	0	Other Assaults	35	25
		Sexual Assault	3	2	Forgery/Counterfeit	1	0
		Robbery	2	5	Fraud	13	7
		Aggravated Assault	4	6	Embezzlement	0	0
	PROPERTY	Burglary	10	17	Stolen Property	4	1
		Larceny/Theft	77	79	Vandalism	27	28
		Motor Vehicle Theft	19	17	Weapons	6	3
		Arson	0	2	Prostitution	0	0
		PART I TOTALS	115	128	Sex Offenses	3	3
NON-UCR OFFENSES	Ambulance Calls	10	5	Drug Abuse	8	11	
	Deaths	5	4	Gambling	0	0	
	Missing Persons	6	3	Family Offenses	27	26	
	Suicides	1	1	DUI	6	3	
	Suspicious Activity	8	14	Liquor Laws	0	0	
	Traffic Accidents	43	20	Drunkenness	4	3	
	All Other	97	88	Disorderly Conduct	4	3	
	NON-UCR TOTALS	170	135	All Other Offenses	60	54	
	PART I OFFENSES	115	128	Curfew/Loitering	0	0	
TOTALS	PART II OFFENSES	201	167	Runaway	3	0	
	NON-UCR OFFENSES	170	135	PART II TOTALS	201	167	
	TOTAL	486	430				

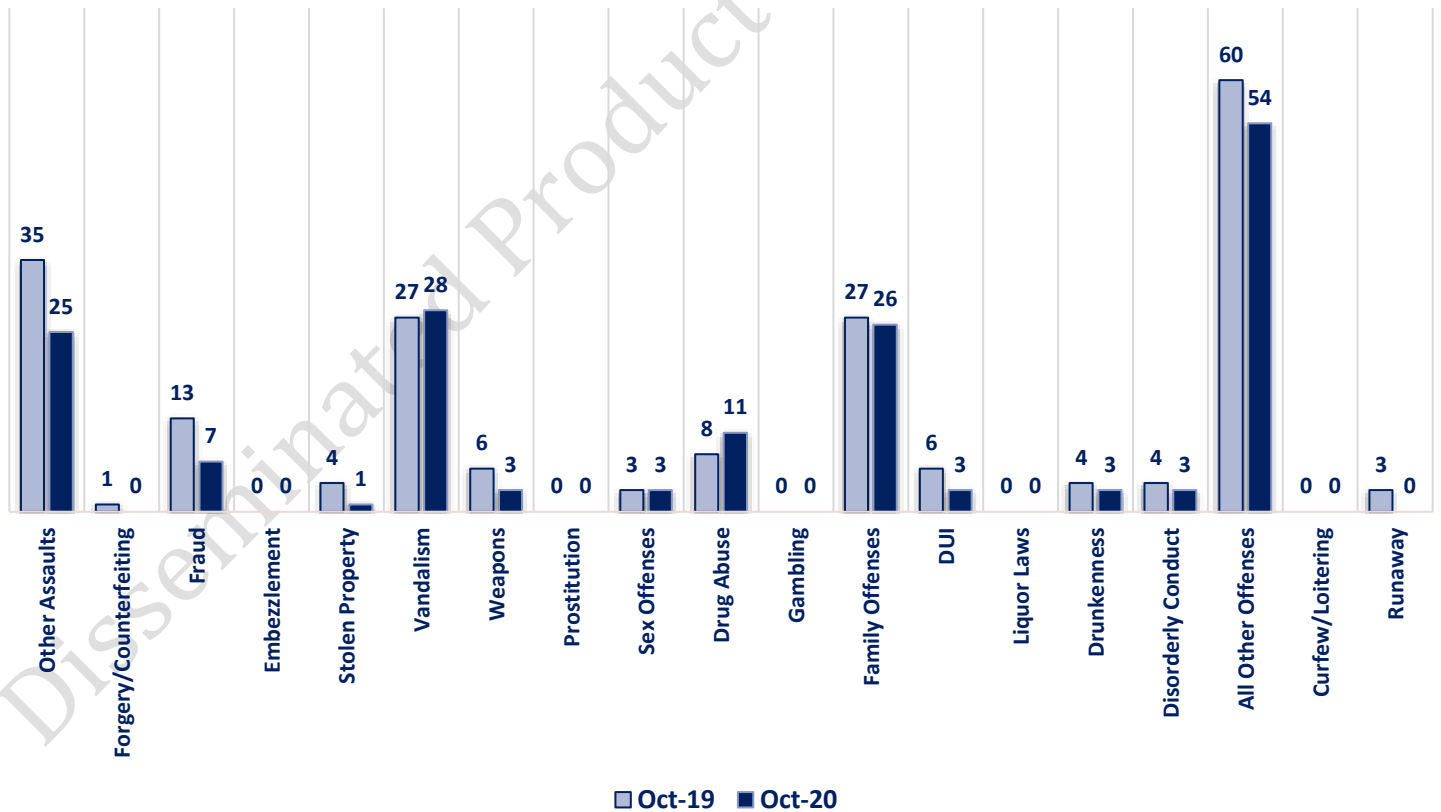
MAY 2020- PART I & II OFFENSE PERCENTAGES



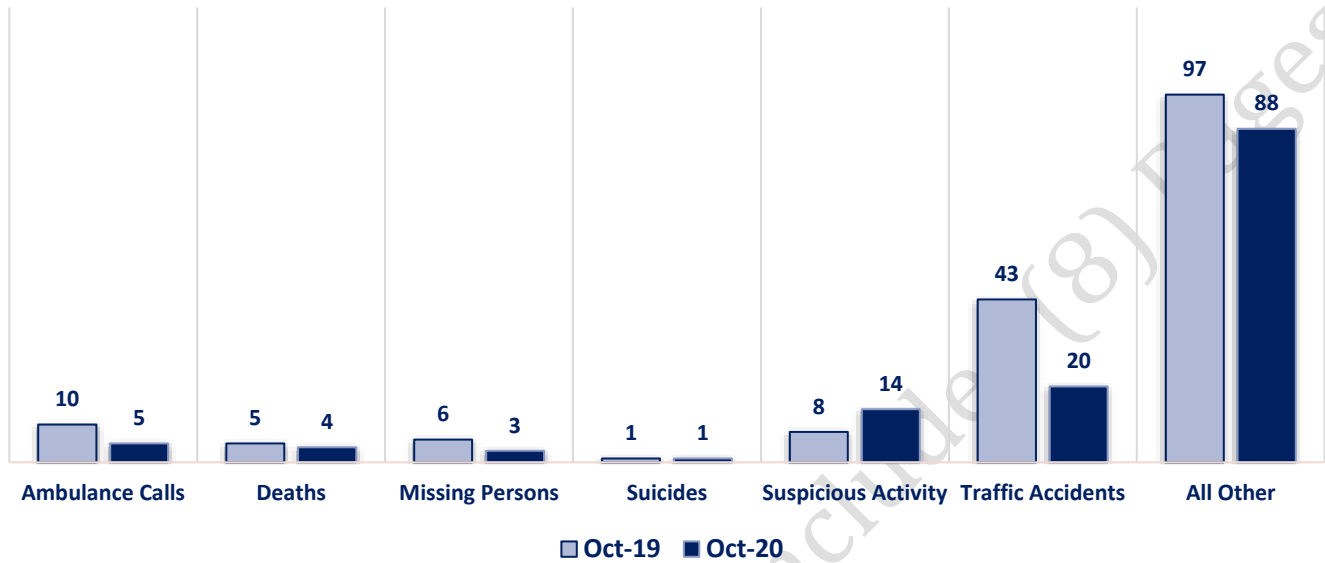
Part I Offenses



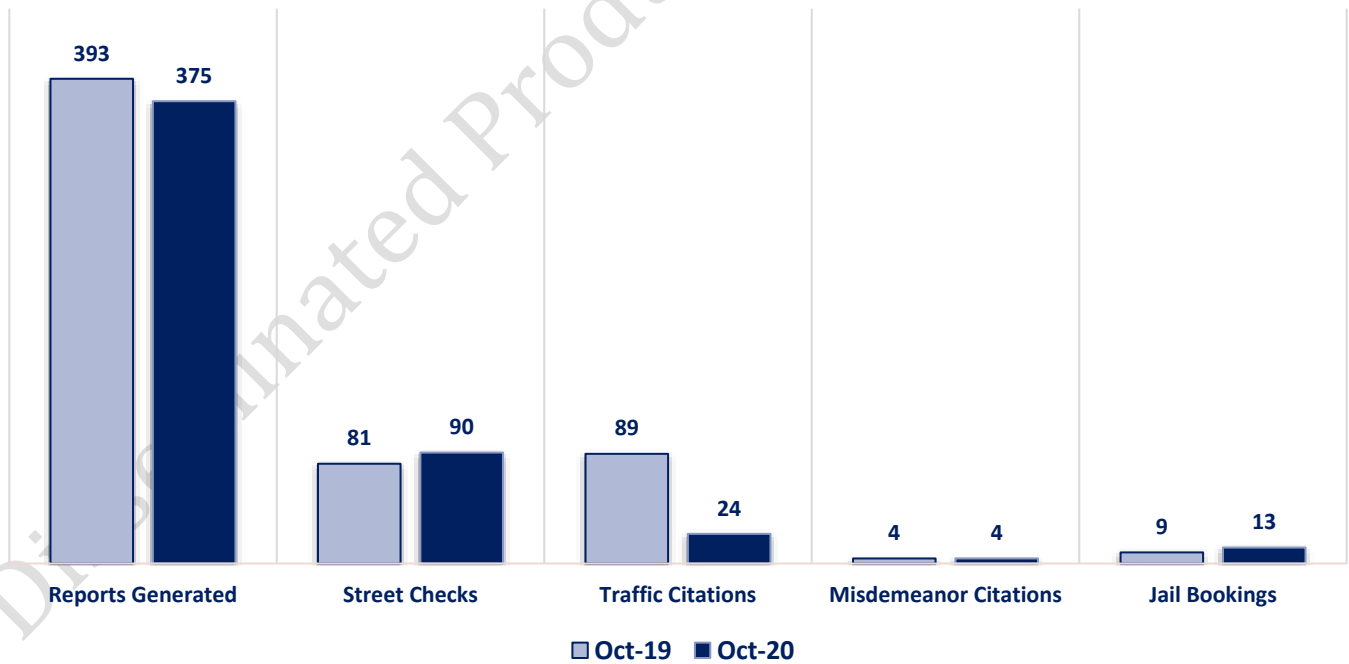
Part II Offenses



Non-UCR Offenses

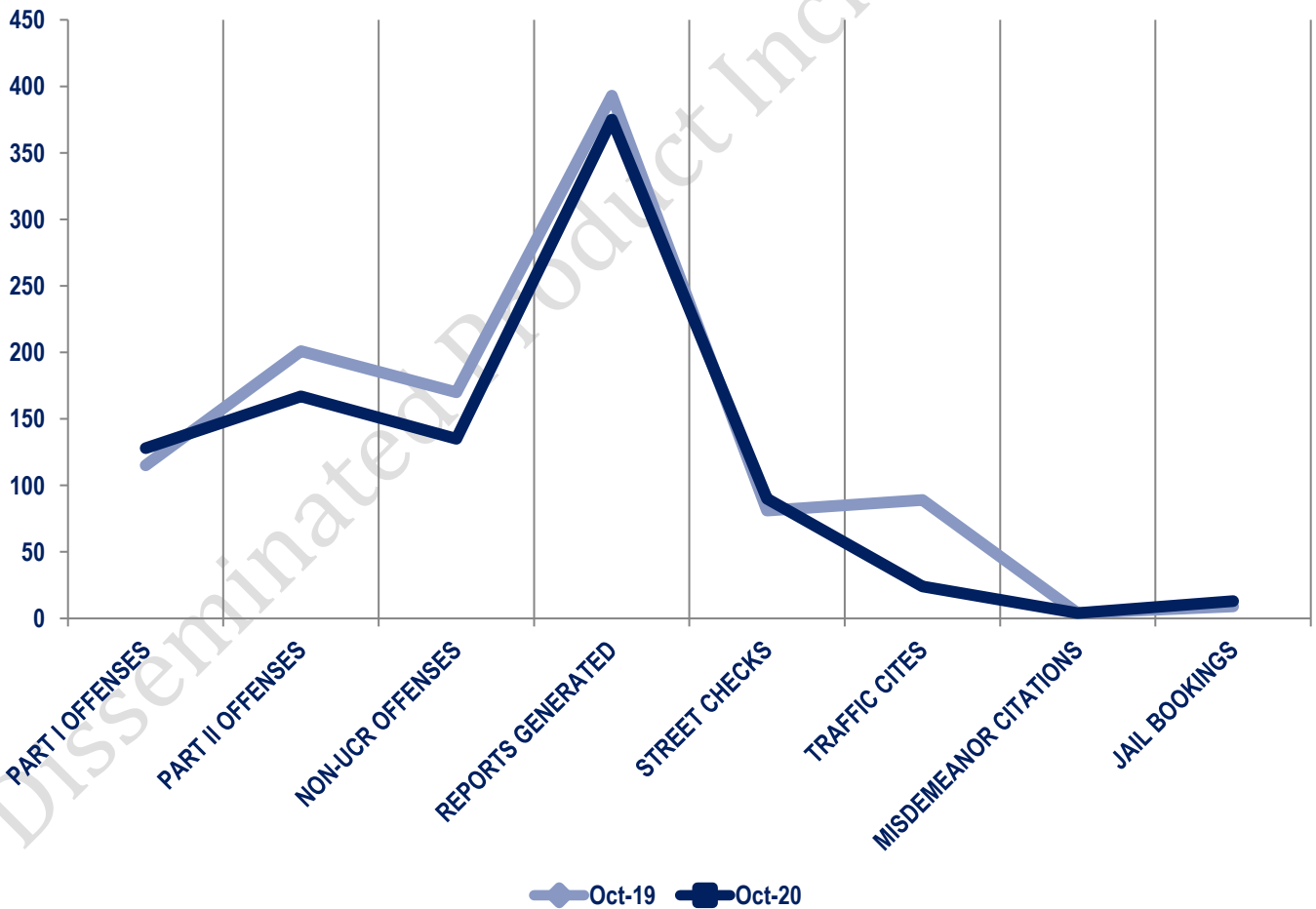


Other Event Totals



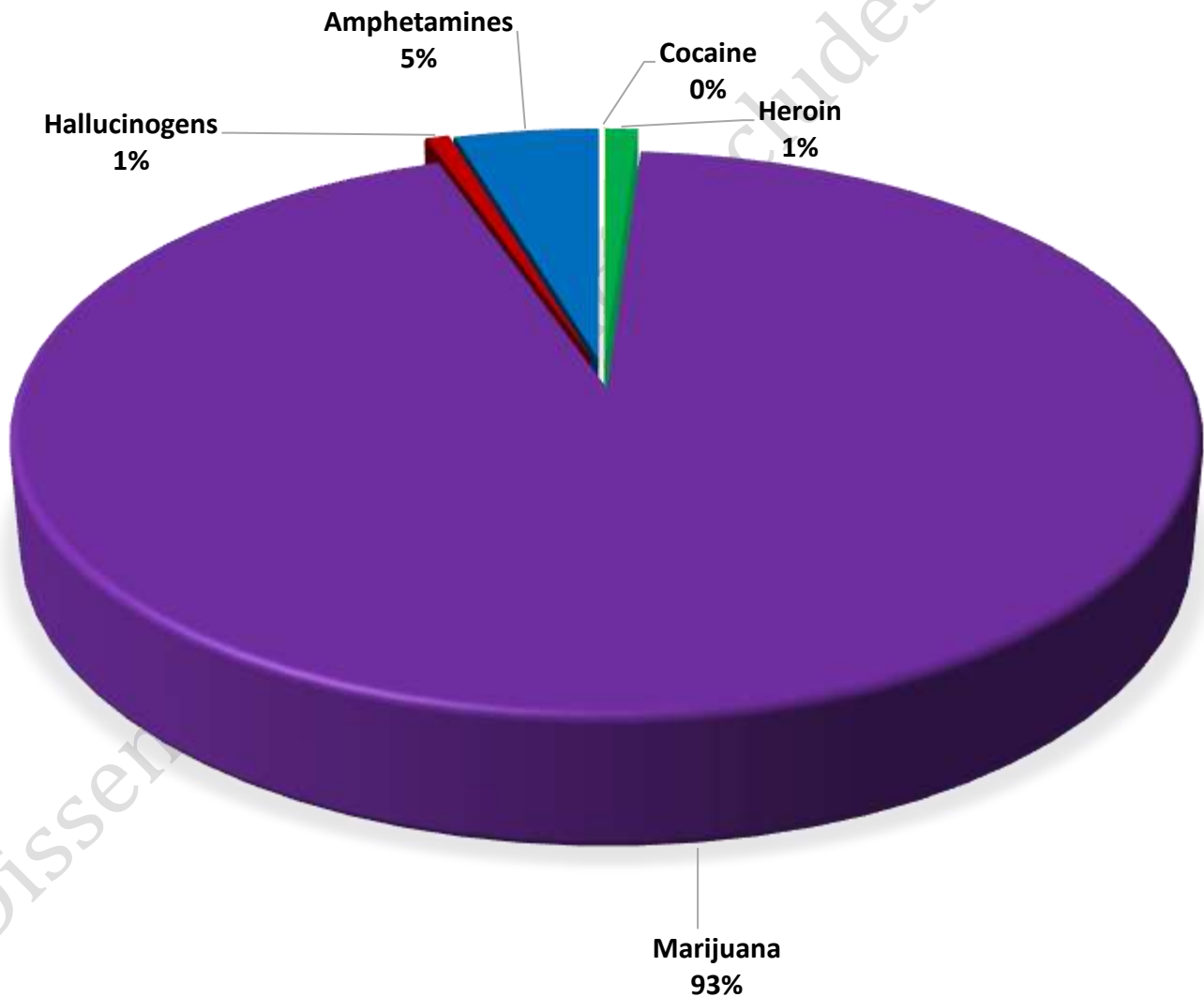
Combined Offense/Event Trends

	OCT 2019	OCT 2020
Part I Offenses	115	128
Part II Offenses	201	167
NonUCR Offenses	170	135
Reports Generated	393	375
Street Checks	81	90
Traffic Citations	89	24
Misdemeanor Citations	4	4
Jail Bookings	9	13



Seized Drugs

TYPE	DOSES	STREET VALUE
Cocaine	1.0	\$ 10.00
Heroin	31.0	\$ 310.00
Marijuana	2806.3	\$ 16,838.05
Hallucinogens	22.0	\$ 44.09
Amphetamines	138.0	\$ 1,380.00
TOTAL	2998.4	\$ 18,582.14



Part I & II Offenses - One Year

