



## CITY COUNCIL DISTRICT #4 MONTHLY OFFENSE SUMMARY

October 2020

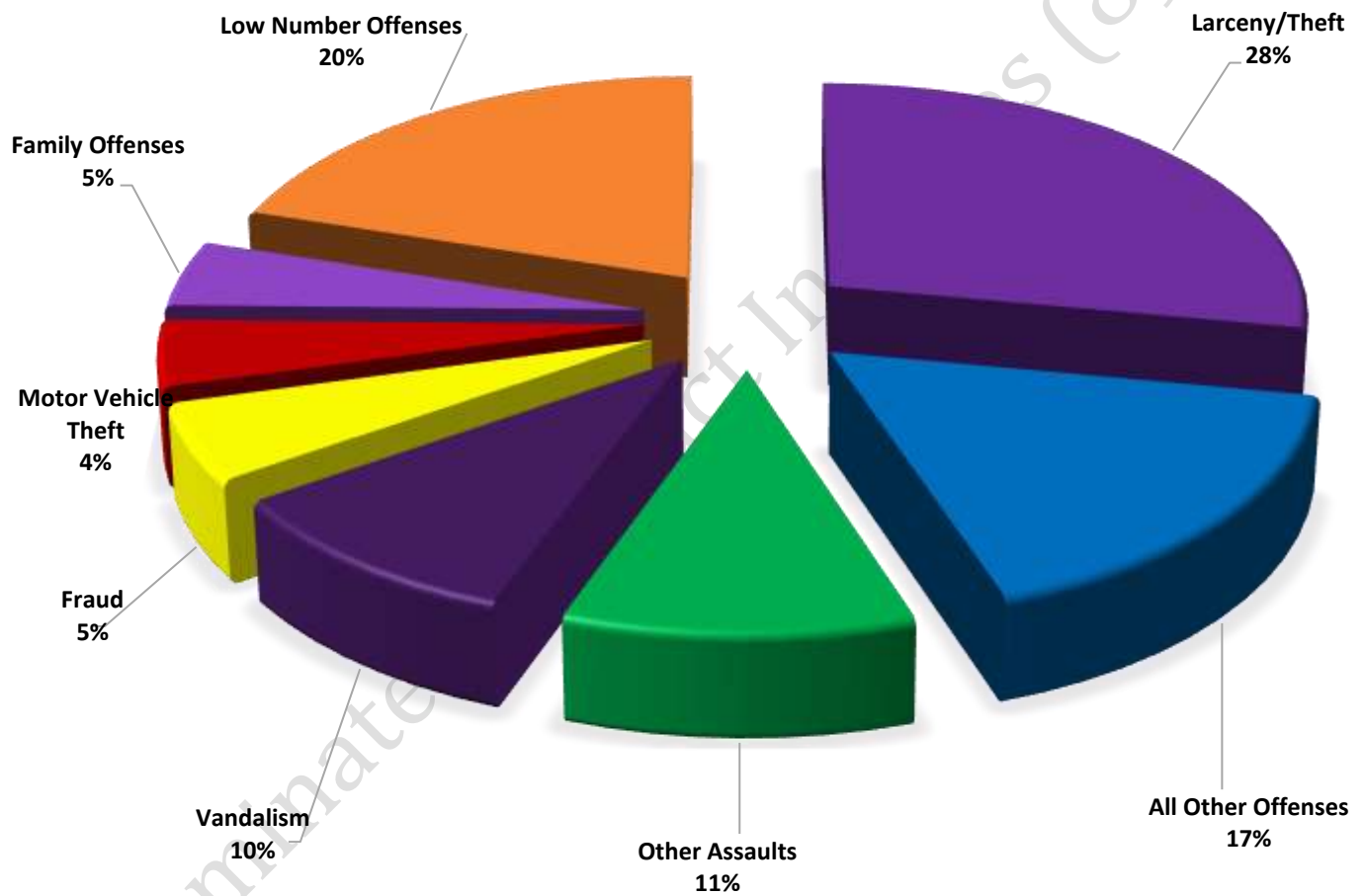
These figures represent preliminary counts of original Police Incident Reports and include all offenses within the above listed City Council District only. Full statistical analysis to determine the confidence level of this data has not been performed. The results contained herein are approximate in relation to the listed area and may not fully coincide with data shown in other areas of SLCPD's Crime Statistics page such as Calls for Service, Crimes Trending, and Crime Reports due to and reflective of departmental procedures that were in place at the time the event occurred and the date this data was compiled. Results displayed are not distinguished as attempted or completed crimes, do not include other calls for police service, and only represent police service where a report was made. Police Incident Reports are classified by primary offense categories as defined by the Uniform Crime Reporting (UCR) system, however for this report all offenses are included, and each incident may have more than one offense listed on it. In cases where there is more than one offense listed, all offenses are counted individually. Although every reasonable verification effort is made, the accuracy of any data is subject to the constraints of the report generation process as well as the manner, format, and point in time of any query.

- 
- PART I OFFENSES:** Chosen by the FBI as Part I Offenses because they are serious crimes that occur with regularity in all areas of the country and are likely to be reported to Police.
- PART II OFFENSES:** All other crimes other than the eight Part I Offenses. The Uniform Crime Reporting Program gathers only arrest data for Part II Offenses, however, SLCPD results displayed in this document display all Part II Offenses, regardless of the presence of arrest data.
- ALL OTHER OFFENSES:** Under the Part II Offense section, 'All Other Offenses' include Peeping Tom, Trespass, Kidnap/Abduction, Pornography, Extortion/Blackmail, Bribery, Warrants, Sexual Offenses, Obstruction, Public Peace, and Hit & Run.
- NON-UCR OFFENSES:** Non-UCR Offenses include reports for all other offenses not classified as a Part I or Part II Offense. Results displayed separate some of these offenses such as Ambulance Calls, Deaths, Missing Persons, Suicides, Suspicious Activity, and Traffic Accidents.
- ALL OTHER NON-UCR:** Under the Non-UCR category, 'All Other' include the remainder of offenses not classified as Part I or Part II and not separated from the Non-UCR Offenses. These include things such as Loud Parties, Barking Dogs, Mentally Ill Subjects, Citizen Assistance, etc.
- LOW NUMBER OFFENSES:** On page two, in the interest of space and allowing for easier viewing, the category titled 'Low Number Offenses' include Part I and Part II Offenses from page one that have totals under the amount of 38.

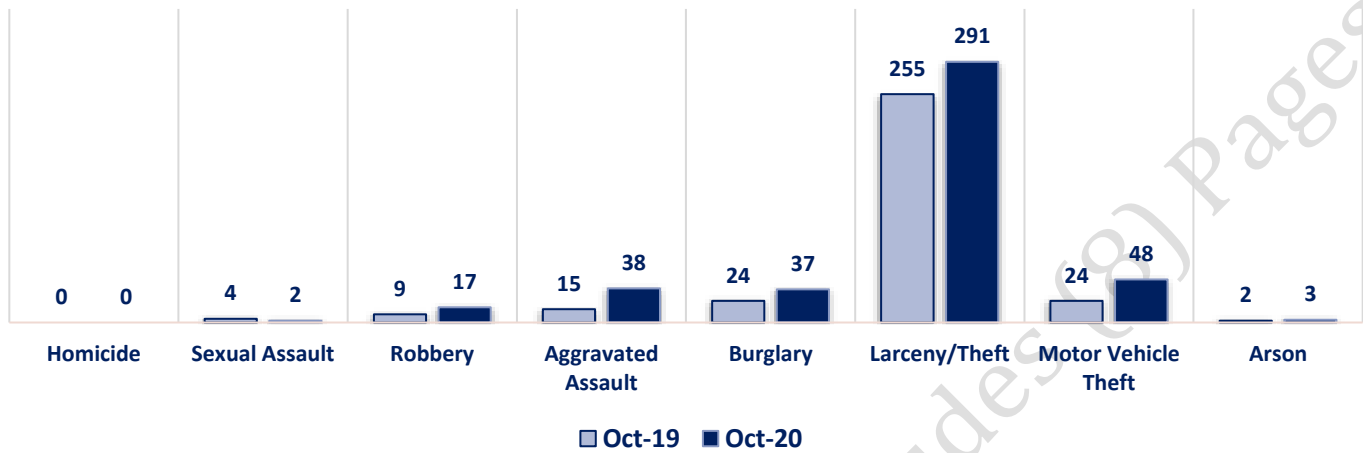
### Offenses

		OFFENSE	OCT 19	OCT 20	OFFENSE	OCT 19	OCT 20
<b>PART I OFFENSES</b>	<b>VIOLENT</b>	Homicide	0	0	Other Assaults	95	111
		Sexual Assault	4	2	Forgery/Counterfeit	5	10
		Robbery	9	17	Fraud	51	56
		Aggravated Assault	15	38	Embezzlement	1	0
	<b>PROPERTY</b>	Burglary	24	37	Stolen Property	9	6
		Larceny/Theft	255	291	Vandalism	68	102
		Motor Vehicle Theft	24	48	Weapons	10	5
		Arson	2	3	Prostitution	2	2
		<b>PART I TOTALS</b>	<b>333</b>	<b>436</b>	Sex Offenses	5	5
<b>NON-UCR OFFENSES</b>	Ambulance Calls	66	41	Drug Abuse	116	35	
	Deaths	1	11	Gambling	0	0	
	Missing Persons	21	16	Family Offenses	33	48	
	Suicides	2	0	DUI	17	13	
	Suspicious Activity	39	32	Liquor Laws	10	1	
	Traffic Accidents	151	76	Drunkenness	47	12	
	All Other	333	291	Disorderly Conduct	14	18	
	<b>NON-UCR TOTALS</b>	<b>613</b>	<b>467</b>	All Other Offenses	374	177	
	<b>PART I OFFENSES</b>	<b>333</b>	<b>436</b>	Curfew/Loitering	0	1	
	<b>PART II OFFENSES</b>	<b>859</b>	<b>606</b>	Runaway	2	4	
<b>TOTALS</b>	<b>NON-UCR OFFENSES</b>	<b>613</b>	<b>467</b>	<b>PART II TOTALS</b>	<b>859</b>	<b>606</b>	
	<b>TOTAL</b>	<b>1805</b>	<b>1509</b>				

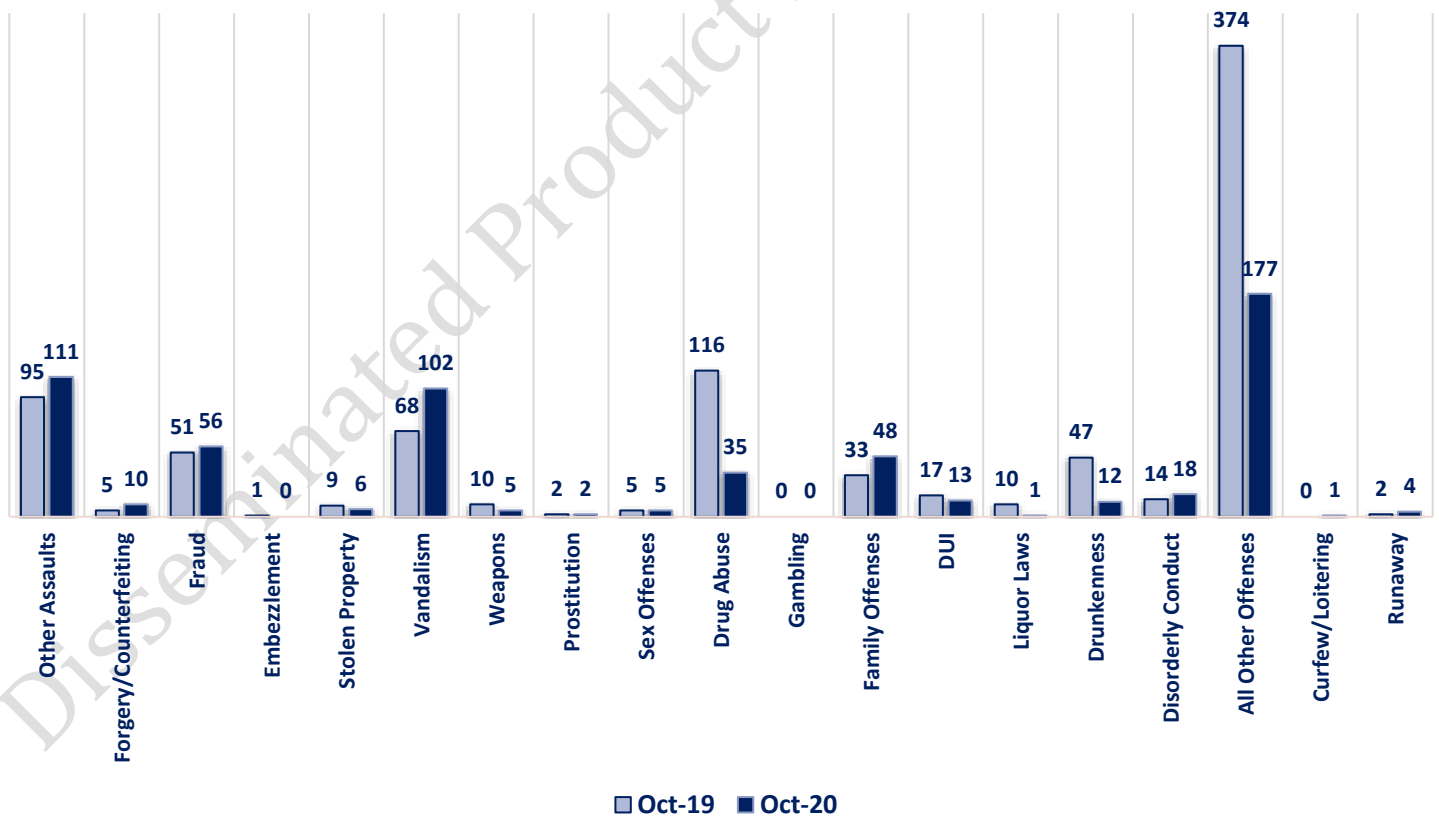
**MAY 2020- PART I & II OFFENSE PERCENTAGES**



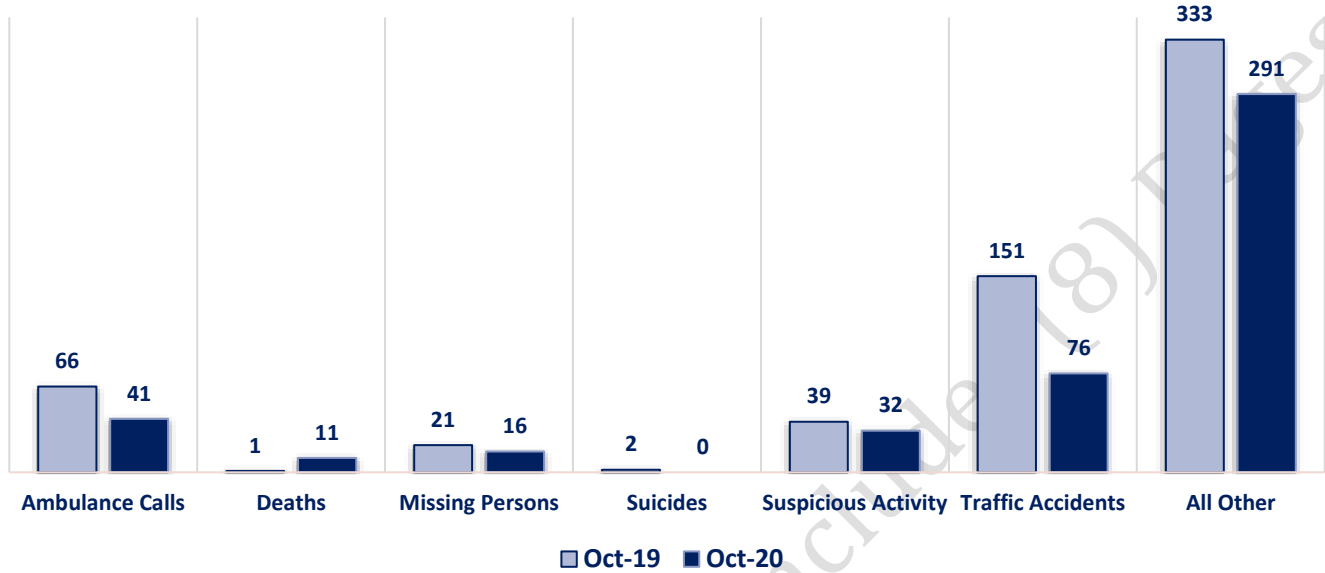
**Part I Offenses**



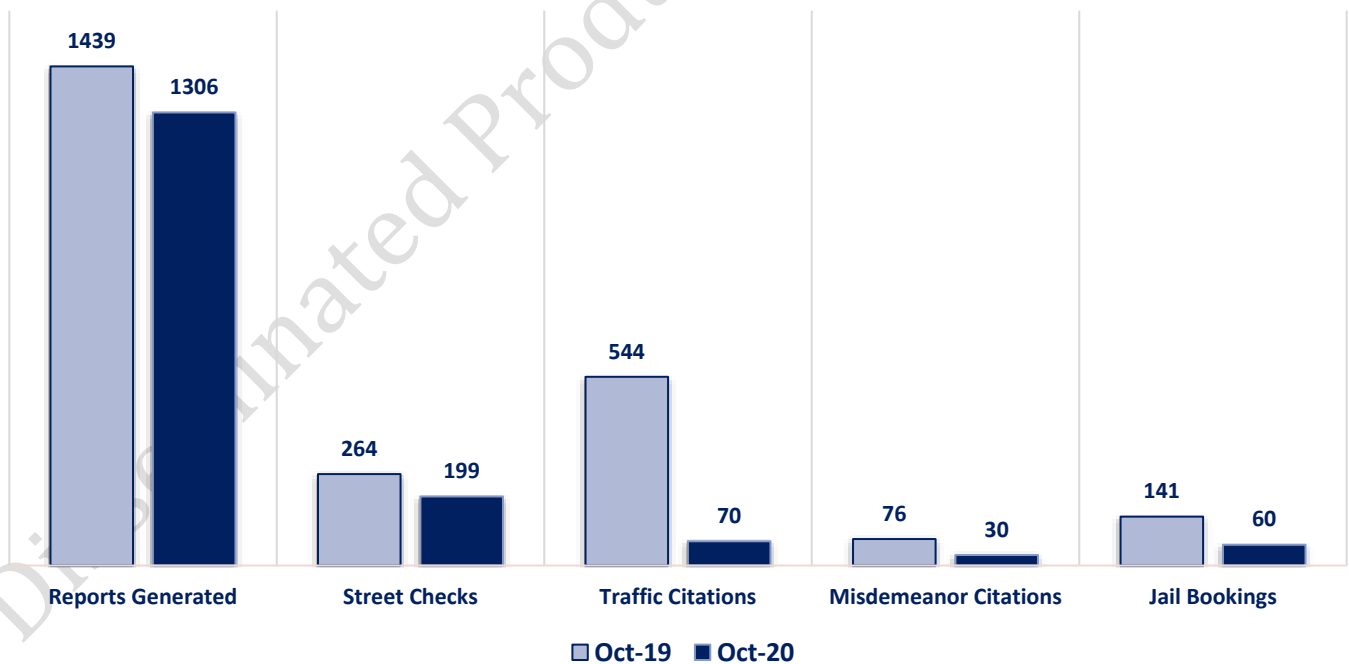
**Part II Offenses**



### Non-UCR Offenses

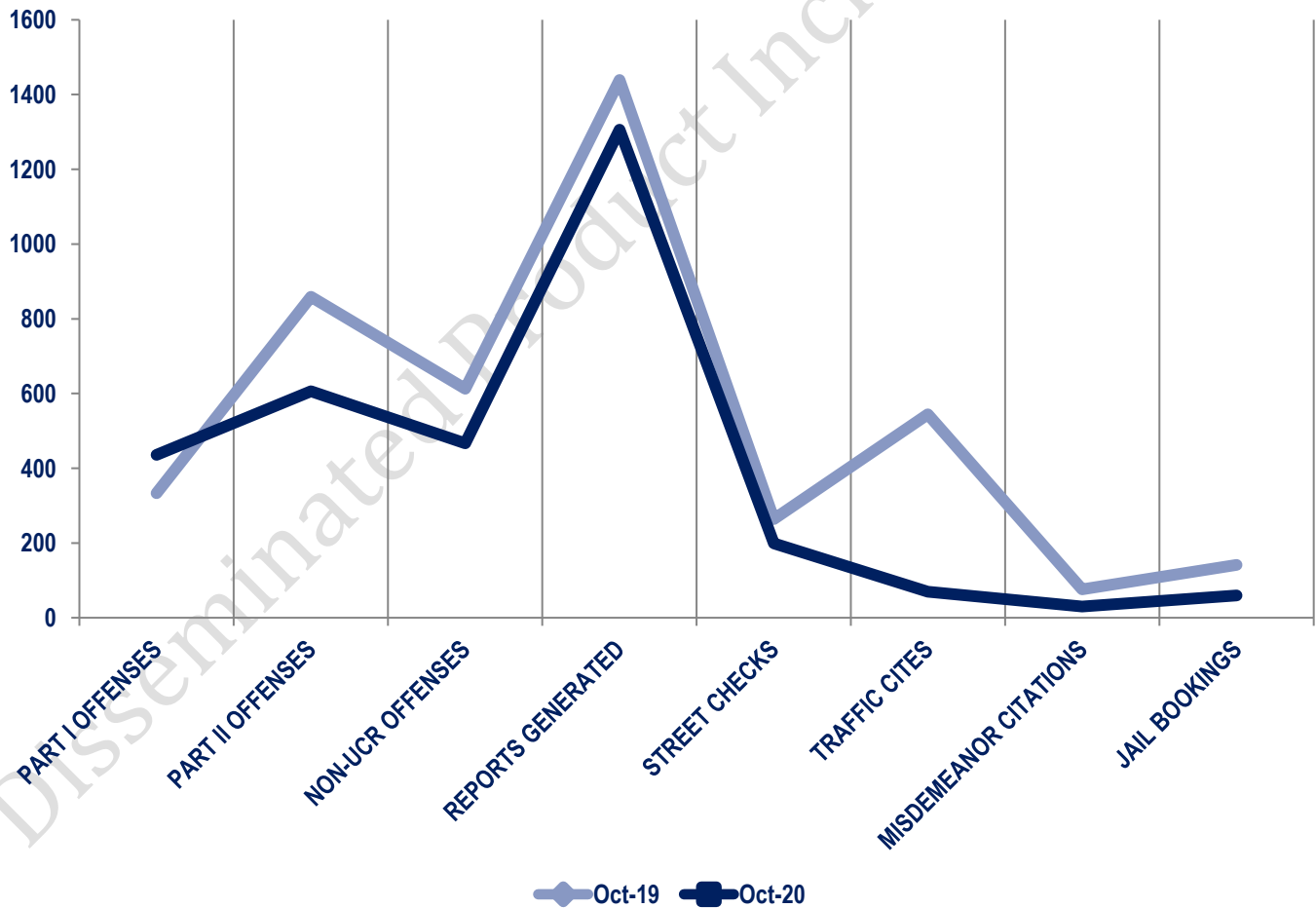


### Other Event Totals



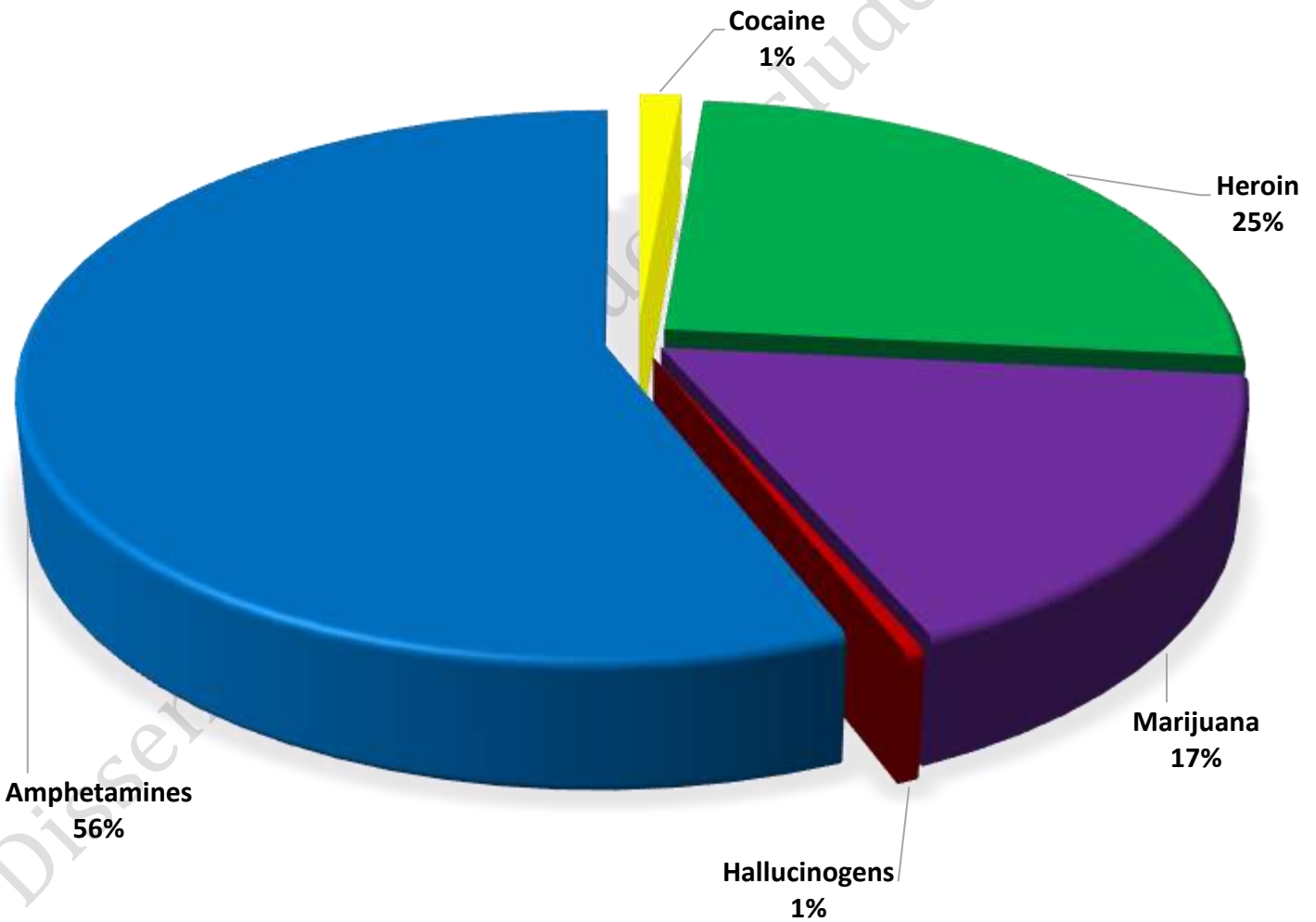
Combined Offense/Event Trends

	OCT 2019	OCT 2020
<b>Part I Offenses</b>	333	436
<b>Part II Offenses</b>	859	606
<b>NonUCR Offenses</b>	613	467
<b>Reports Generated</b>	1439	1306
<b>Street Checks</b>	264	199
<b>Traffic Citations</b>	544	70
<b>Misdemeanor Citations</b>	76	30
<b>Jail Bookings</b>	141	60



### Seized Drugs

TYPE	DOSES	STREET VALUE
Cocaine	24.0	\$ 240.00
Heroin	442.5	\$ 4,425.00
Marijuana	296.9	\$ 1,781.69
Hallucinogens	8.1	\$ 16.23
Amphetamines	983.0	\$ 9,830.00
<b>TOTAL</b>	<b>1754.6</b>	<b>\$ 16,292.92</b>



**Part I & II Offenses - One Year**

