



## CITY COUNCIL DISTRICT #5 MONTHLY OFFENSE SUMMARY

October 2020

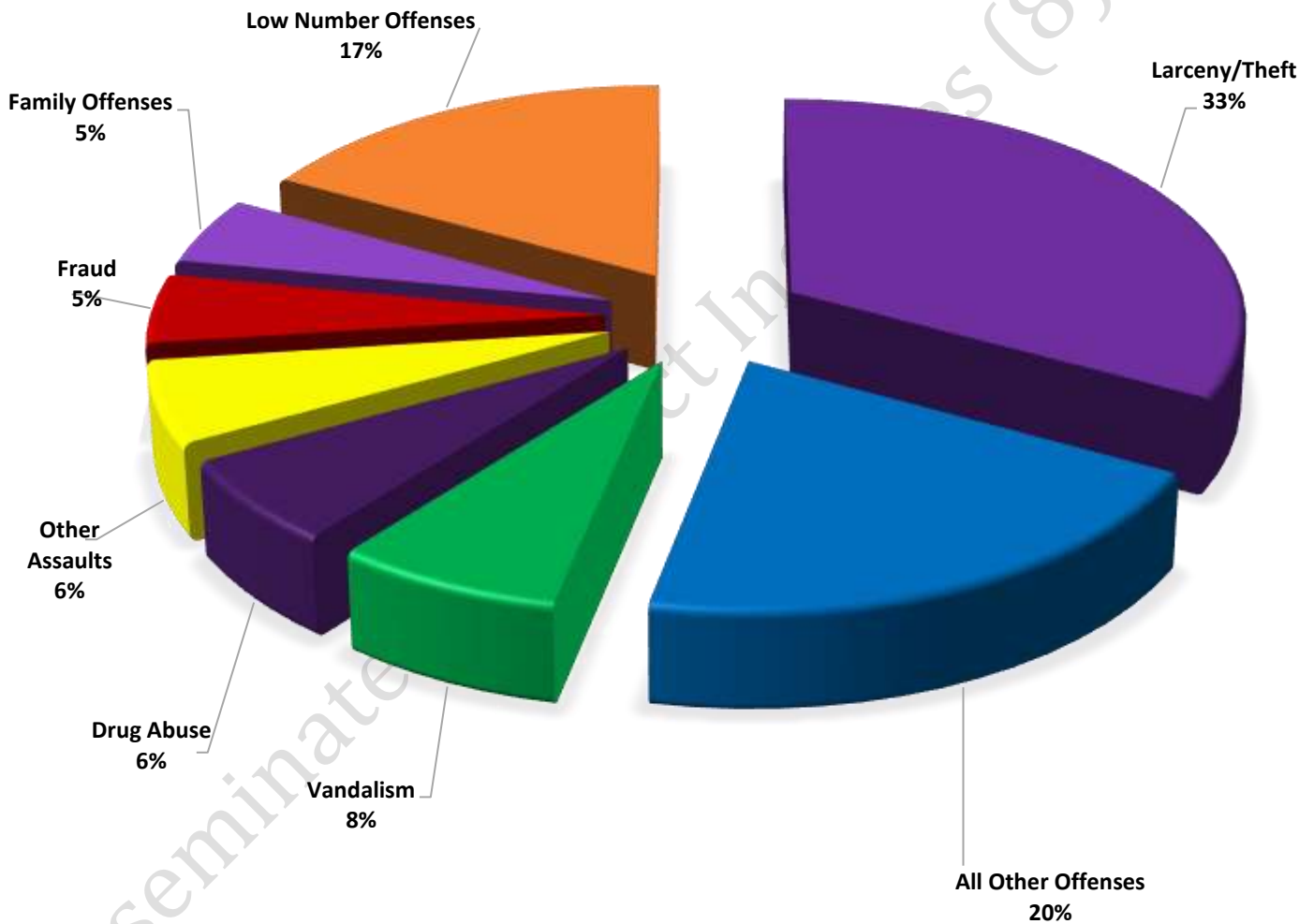
These figures represent preliminary counts of original Police Incident Reports and include all offenses within the above listed City Council District only. Full statistical analysis to determine the confidence level of this data has not been performed. The results contained herein are approximate in relation to the listed area and may not fully coincide with data shown in other areas of SLCPD's Crime Statistics page such as Calls for Service, Crimes Trending, and Crime Reports due to and reflective of departmental procedures that were in place at the time the event occurred and the date this data was compiled. Results displayed are not distinguished as attempted or completed crimes, do not include other calls for police service, and only represent police service where a report was made. Police Incident Reports are classified by primary offense categories as defined by the Uniform Crime Reporting (UCR) system, however for this report all offenses are included, and each incident may have more than one offense listed on it. In cases where there is more than one offense listed, all offenses are counted individually. Although every reasonable verification effort is made, the accuracy of any data is subject to the constraints of the report generation process as well as the manner, format, and point in time of any query.

- 
- PART I OFFENSES:** Chosen by the FBI as Part I Offenses because they are serious crimes that occur with regularity in all areas of the country and are likely to be reported to Police.
- PART II OFFENSES:** All other crimes other than the eight Part I Offenses. The Uniform Crime Reporting Program gathers only arrest data for Part II Offenses, however, SLCPD results displayed in this document display all Part II Offenses, regardless of the presence of arrest data.
- ALL OTHER OFFENSES:** Under the Part II Offense section, 'All Other Offenses' include Peeping Tom, Trespass, Kidnap/Abduction, Pornography, Extortion/Blackmail, Bribery, Warrants, Sexual Offenses, Obstruction, Public Peace, and Hit & Run.
- NON-UCR OFFENSES:** Non-UCR Offenses include reports for all other offenses not classified as a Part I or Part II Offense. Results displayed separate some of these offenses such as Ambulance Calls, Deaths, Missing Persons, Suicides, Suspicious Activity, and Traffic Accidents.
- ALL OTHER NON-UCR:** Under the Non-UCR category, 'All Other' include the remainder of offenses not classified as Part I or Part II and not separated from the Non-UCR Offenses. These include things such as Loud Parties, Barking Dogs, Mentally Ill Subjects, Citizen Assistance, etc.
- LOW NUMBER OFFENSES:** On page two, in the interest of space and allowing for easier viewing, the category titled 'Low Number Offenses' include Part I and Part II Offenses from page one that have totals under the amount of 35.

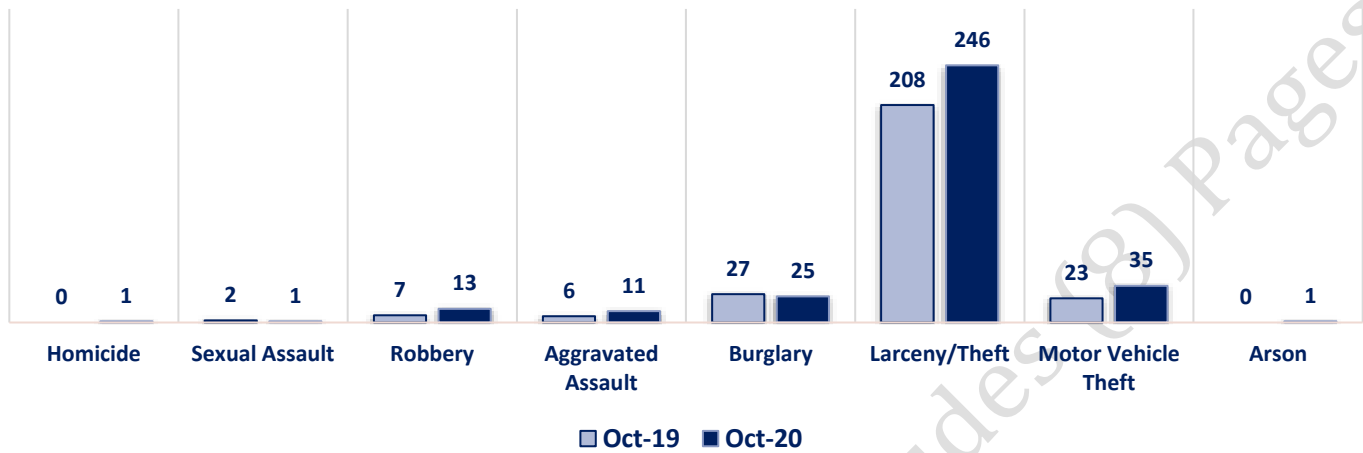
### Offenses

		OFFENSE	OCT 19	OCT 20	OFFENSE	OCT 19	OCT 20
<b>PART I OFFENSES</b>	<b>VIOLENT</b>	Homicide	0	1	Other Assaults	58	45
		Sexual Assault	2	1	Forgery/Counterfeit	5	3
		Robbery	7	13	Fraud	38	38
		Aggravated Assault	6	11	Embezzlement	0	0
		Burglary	27	25	Stolen Property	8	5
	<b>PROPERTY</b>	Larceny/Theft	208	246	Vandalism	33	55
		Motor Vehicle Theft	23	35	Weapons	4	5
		Arson	0	1	Prostitution	5	4
		<b>PART I TOTALS</b>	<b>273</b>	<b>333</b>	Sex Offenses	5	0
<b>NON-UCR OFFENSES</b>	Ambulance Calls	27	29	Drug Abuse	76	47	
	Deaths	4	4	Gambling	0	0	
	Missing Persons	8	2	Family Offenses	34	37	
	Suicides	1	0	DUI	7	9	
	Suspicious Activity	24	20	Liquor Laws	2	0	
	Traffic Accidents	81	62	Drunkenness	11	4	
	All Other	173	166	Disorderly Conduct	5	6	
	<b>NON-UCR TOTALS</b>	<b>318</b>	<b>283</b>	All Other Offenses	185	152	
	<b>PART I OFFENSES</b>	<b>273</b>	<b>333</b>	Curfew/Loitering	0	0	
	<b>PART II OFFENSES</b>	<b>480</b>	<b>414</b>	Runaway	4	4	
<b>TOTALS</b>	<b>NON-UCR OFFENSES</b>	<b>318</b>	<b>283</b>	<b>PART II TOTALS</b>	<b>480</b>	<b>414</b>	
	<b>TOTAL</b>	<b>1071</b>	<b>1030</b>				

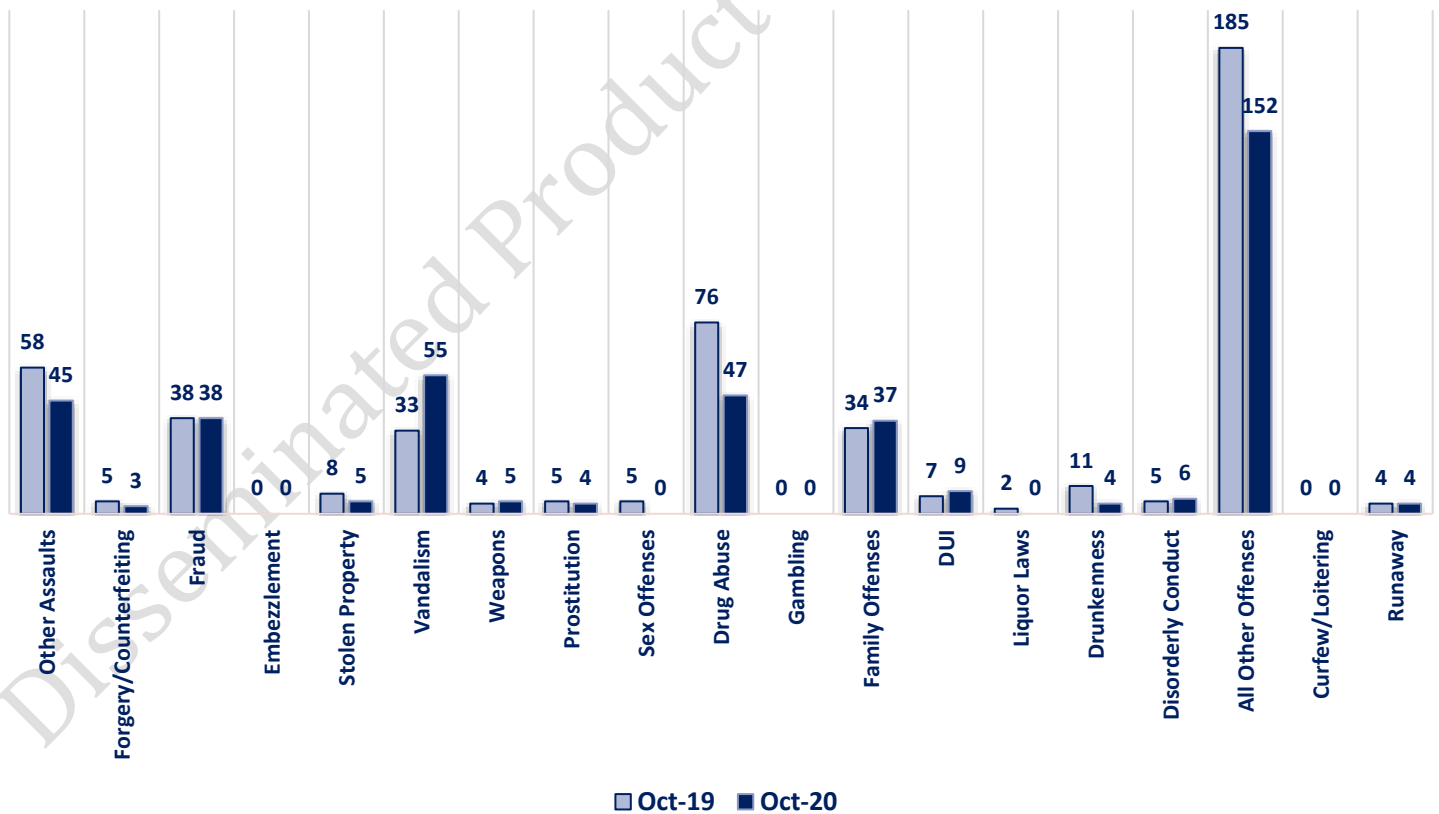
**MAY 2020- PART I & II OFFENSE PERCENTAGES**



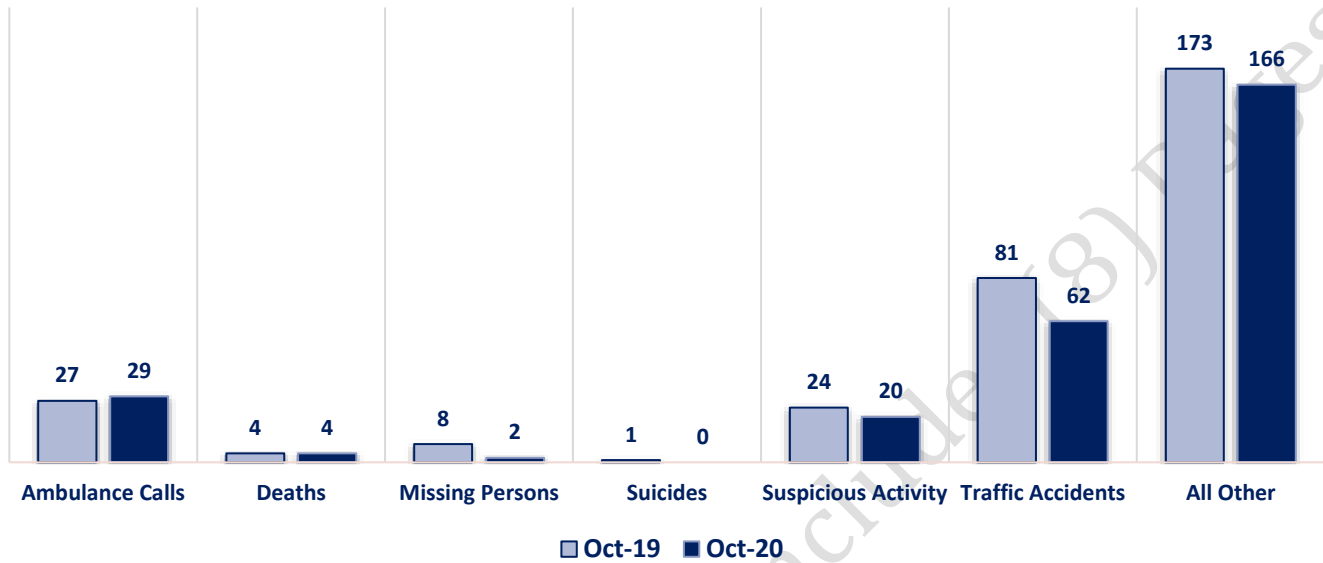
**Part I Offenses**



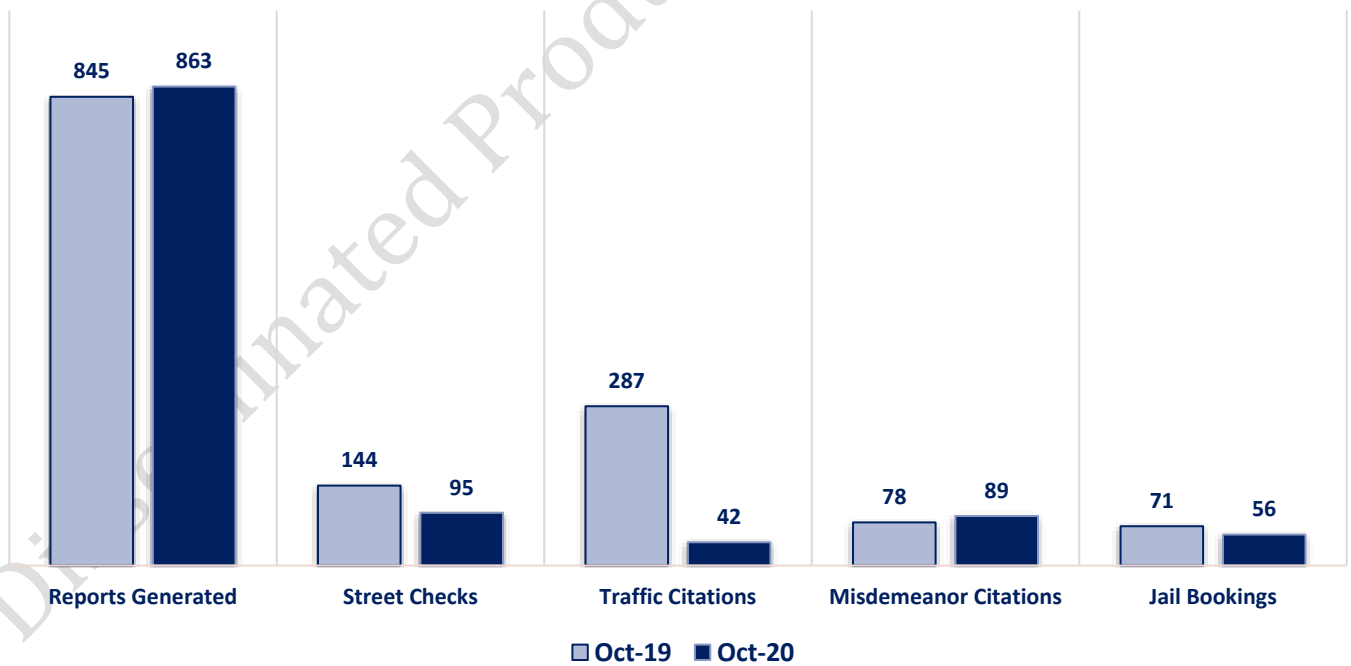
**Part II Offenses**



### Non-UCR Offenses

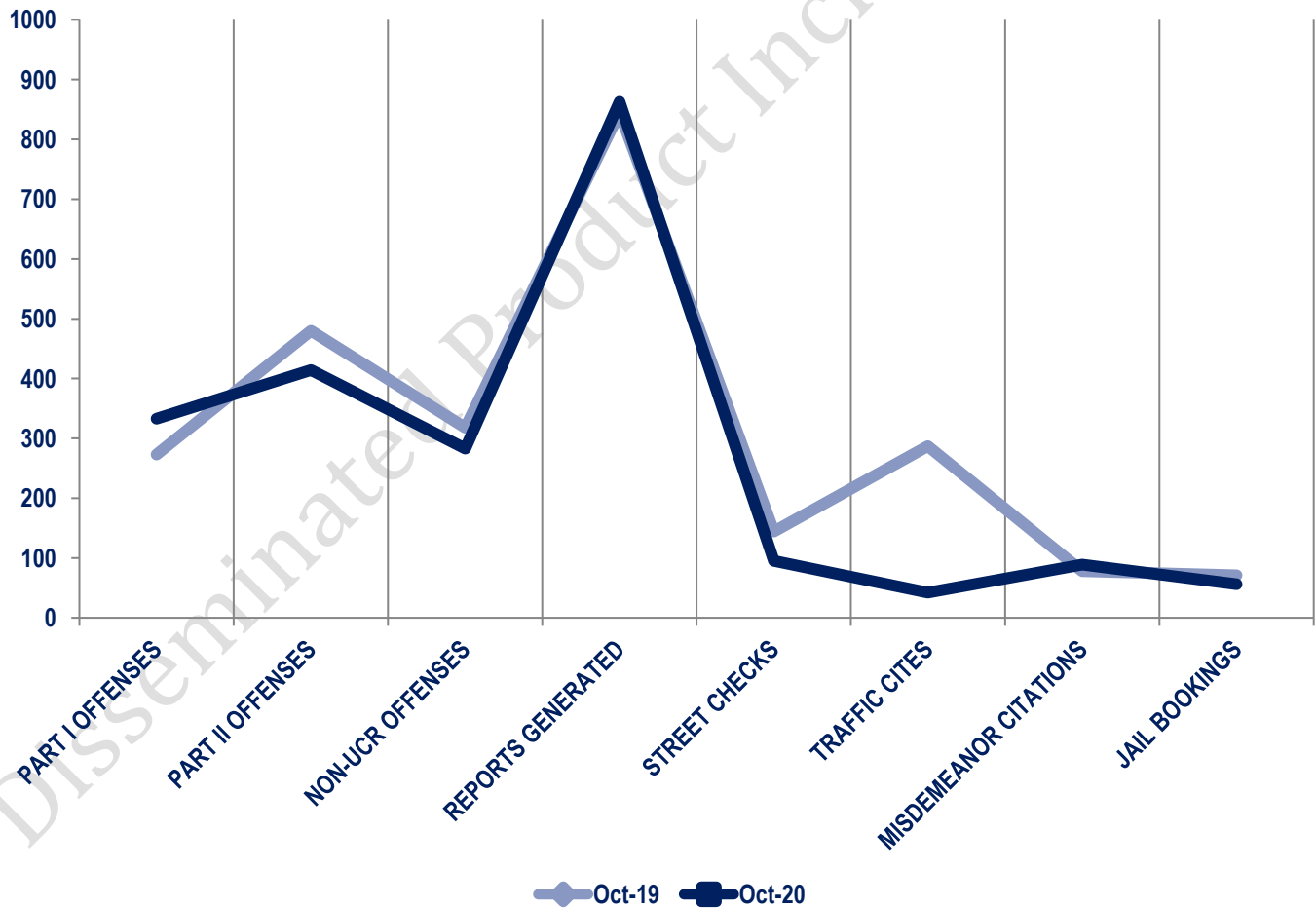


### Other Event Totals



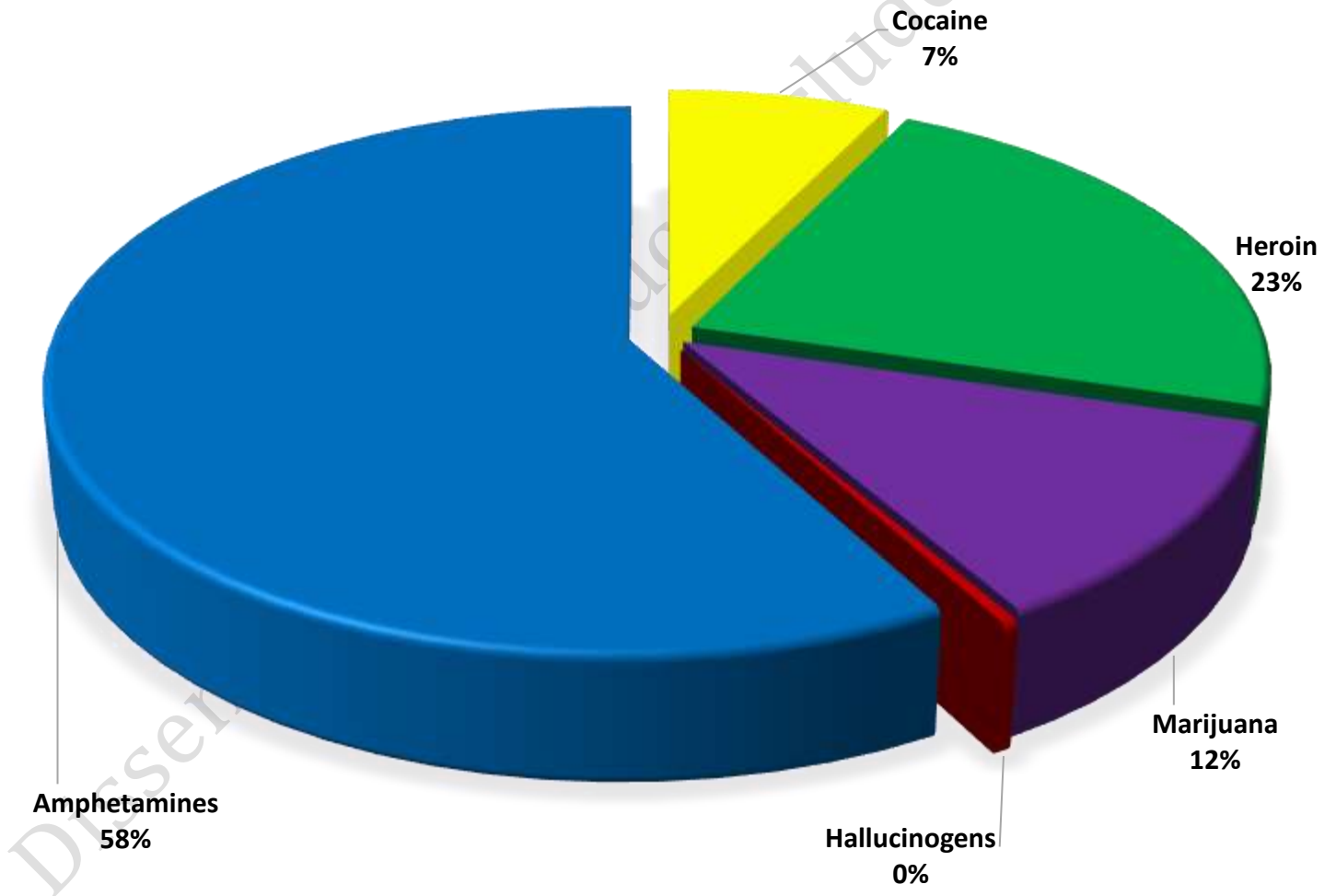
Combined Offense/Event Trends

	OCT 2019	OCT 2020
<b>Part I Offenses</b>	273	333
<b>Part II Offenses</b>	480	414
<b>NonUCR Offenses</b>	318	283
<b>Reports Generated</b>	845	863
<b>Street Checks</b>	144	95
<b>Traffic Citations</b>	287	42
<b>Misdemeanor Citations</b>	78	89
<b>Jail Bookings</b>	71	56



### Seized Drugs

TYPE	DOSES	STREET VALUE	
Cocaine	413.0	\$	4,130.00
Heroin	1282.5	\$	12,825.00
Marijuana	685.6	\$	4,113.82
Hallucinogens	21.0	\$	41.98
Amphetamines	3316.7	\$	33,166.99
<b>TOTAL</b>	<b>5718.8</b>	<b>\$</b>	<b>54,277.79</b>



**Part I & II Offenses - One Year**

