



CITY COUNCIL DISTRICT #7 MONTHLY OFFENSE SUMMARY

October 2020

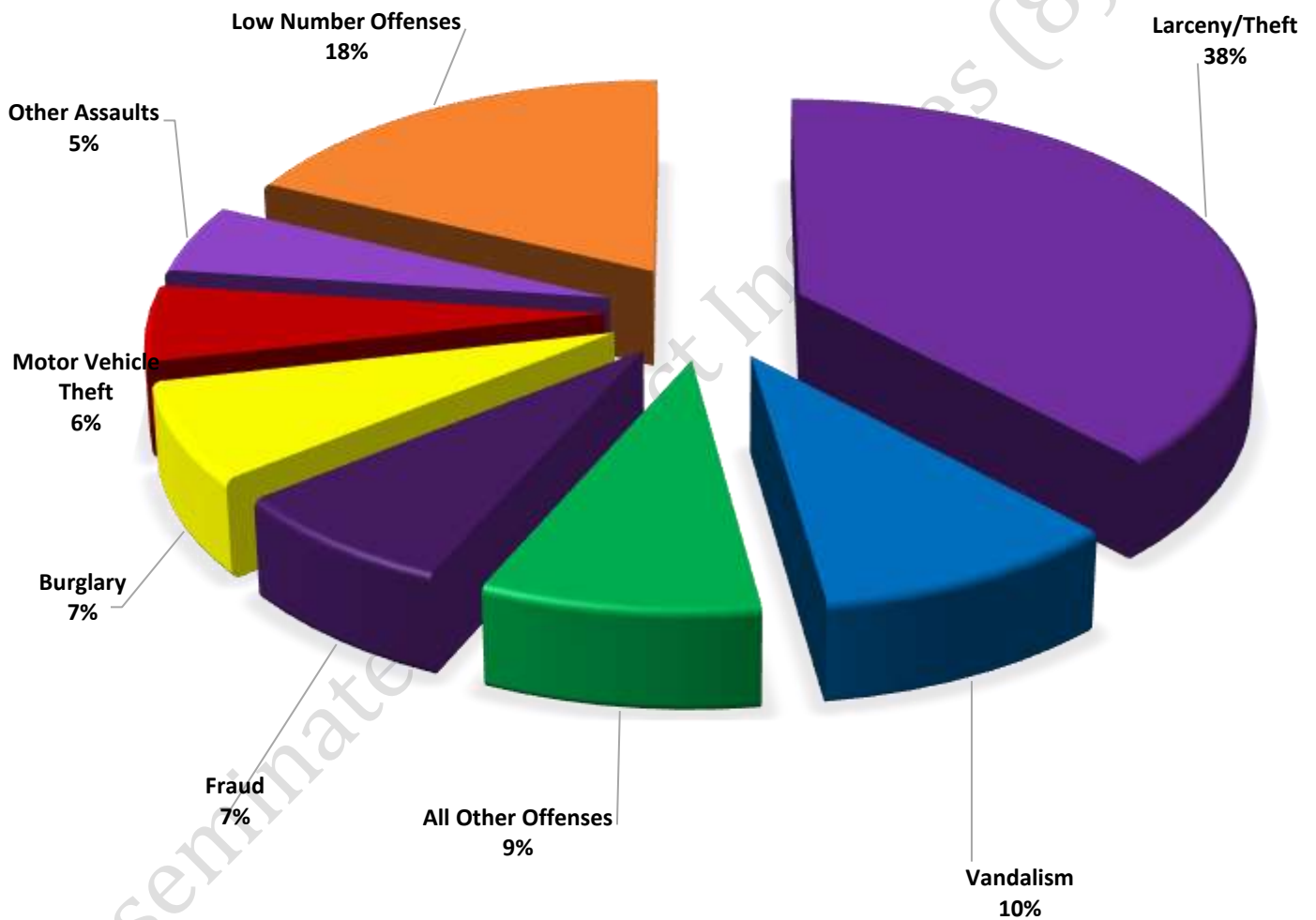
These figures represent preliminary counts of original Police Incident Reports and include all offenses within the above listed City Council District only. Full statistical analysis to determine the confidence level of this data has not been performed. The results contained herein are approximate in relation to the listed area and may not fully coincide with data shown in other areas of SLCPD's Crime Statistics page such as Calls for Service, Crimes Trending, and Crime Reports due to and reflective of departmental procedures that were in place at the time the event occurred and the date this data was compiled. Results displayed are not distinguished as attempted or completed crimes, do not include other calls for police service, and only represent police service where a report was made. Police Incident Reports are classified by primary offense categories as defined by the Uniform Crime Reporting (UCR) system, however for this report all offenses are included, and each incident may have more than one offense listed on it. In cases where there is more than one offense listed, all offenses are counted individually. Although every reasonable verification effort is made, the accuracy of any data is subject to the constraints of the report generation process as well as the manner, format, and point in time of any query.

-
- PART I OFFENSES:** Chosen by the FBI as Part I Offenses because they are serious crimes that occur with regularity in all areas of the country and are likely to be reported to Police.
- PART II OFFENSES:** All other crimes other than the eight Part I Offenses. The Uniform Crime Reporting Program gathers only arrest data for Part II Offenses, however, SLCPD results displayed in this document display all Part II Offenses, regardless of the presence of arrest data.
- ALL OTHER OFFENSES:** Under the Part II Offense section, 'All Other Offenses' include Peeping Tom, Trespass, Kidnap/Abduction, Pornography, Extortion/Blackmail, Bribery, Warrants, Sexual Offenses, Obstruction, Public Peace, and Hit & Run.
- NON-UCR OFFENSES:** Non-UCR Offenses include reports for all other offenses not classified as a Part I or Part II Offense. Results displayed separate some of these offenses such as Ambulance Calls, Deaths, Missing Persons, Suicides, Suspicious Activity, and Traffic Accidents.
- ALL OTHER NON-UCR:** Under the Non-UCR category, 'All Other' include the remainder of offenses not classified as Part I or Part II and not separated from the Non-UCR Offenses. These include things such as Loud Parties, Barking Dogs, Mentally Ill Subjects, Citizen Assistance, etc.
- LOW NUMBER OFFENSES:** On page two, in the interest of space and allowing for easier viewing, the category titled 'Low Number Offenses' include Part I and Part II Offenses from page one that have totals under the amount of 18.

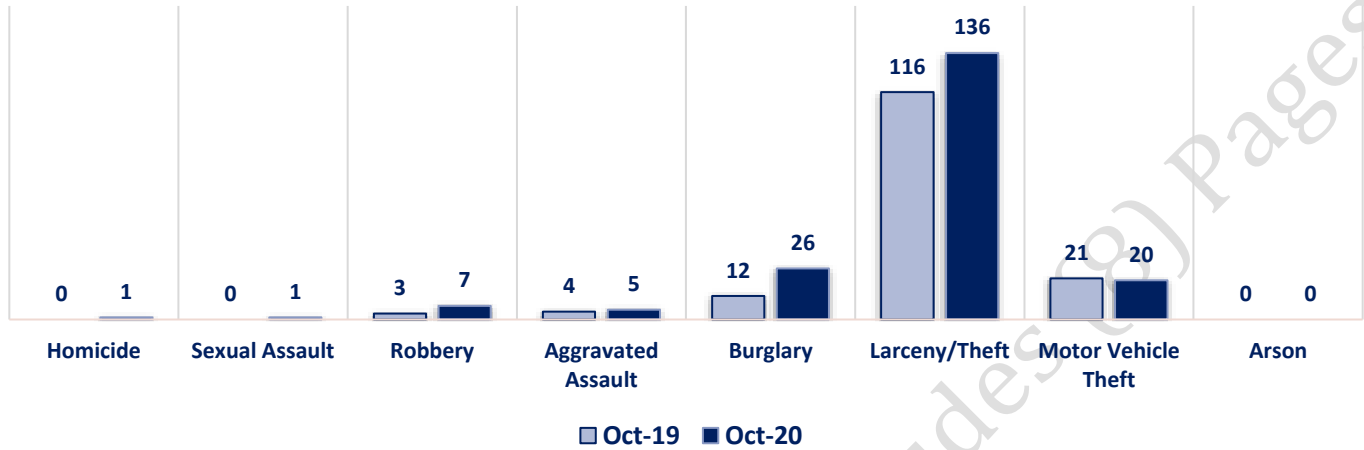
Offenses

		OFFENSE	OCT 19	OCT 20	OFFENSE	OCT 19	OCT 20
PART I OFFENSES	VIOLENT	Homicide	0	1	Other Assaults	19	18
		Sexual Assault	0	1	Forgery/Counterfeit	6	4
		Robbery	3	7	Fraud	22	27
		Aggravated Assault	4	5	Embezzlement	1	0
		Burglary	12	26	Stolen Property	3	1
	PROPERTY	Larceny/Theft	116	136	Vandalism	32	35
		Motor Vehicle Theft	21	20	Weapons	2	4
		Arson	0	0	Prostitution	0	0
		PART I TOTALS	156	196	Sex Offenses	2	1
NON-UCR OFFENSES	Ambulance Calls	8	7	Drug Abuse	12	10	
	Deaths	2	1	Gambling	0	0	
	Missing Persons	5	0	Family Offenses	9	18	
	Suicides	0	1	DUI	1	1	
	Suspicious Activity	10	9	Liquor Laws	1	1	
	Traffic Accidents	77	34	Drunkenness	7	6	
	All Other	82	84	Disorderly Conduct	2	4	
	NON-UCR TOTALS	184	136	All Other Offenses	66	32	
	PART I OFFENSES	156	196	Curfew/Loitering	0	0	
	PART II OFFENSES	186	162	Runaway	1	0	
TOTALS	NON-UCR OFFENSES	184	136	PART II TOTALS	186	162	
	TOTAL	526	494				

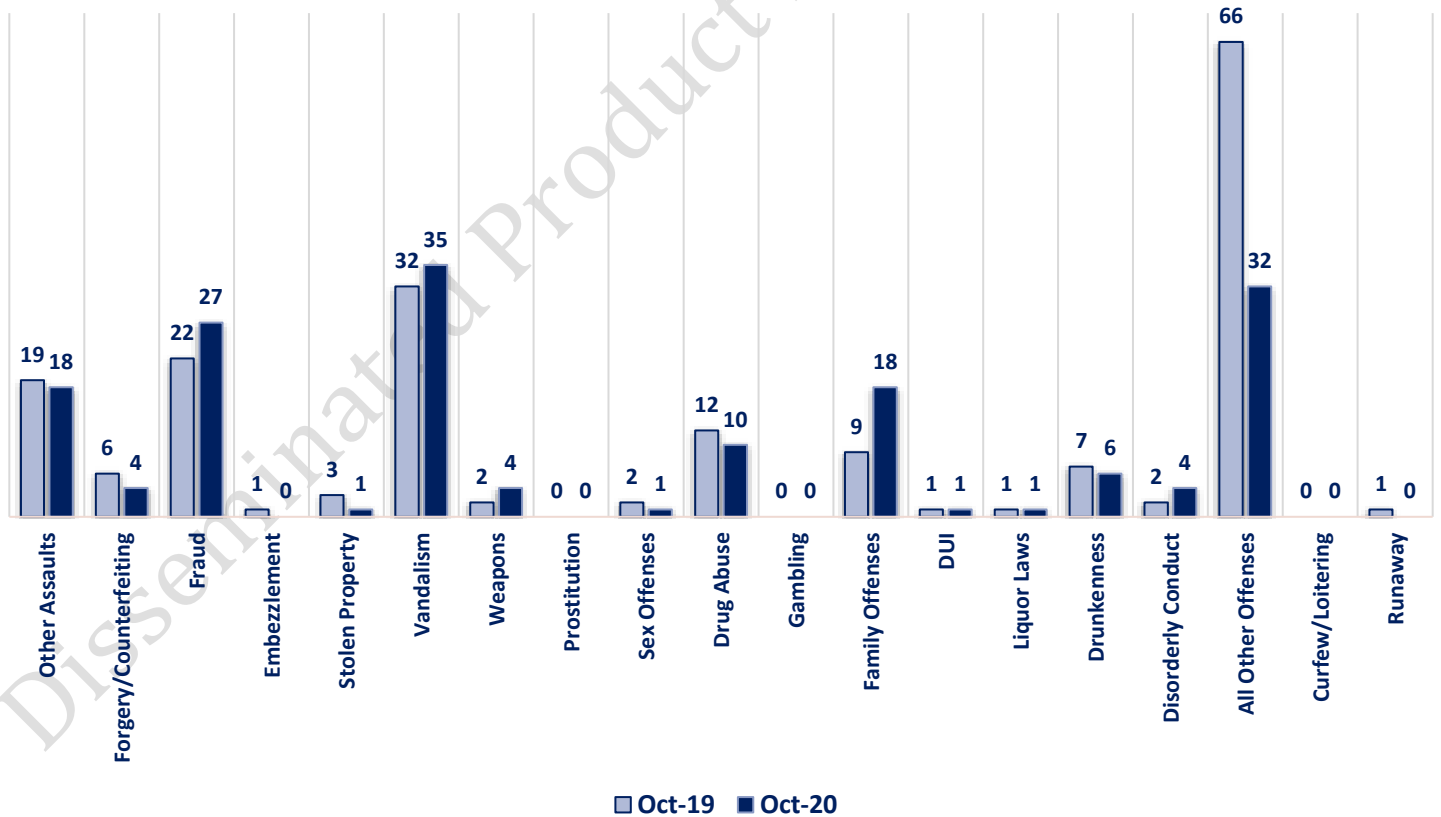
MAY 2020- PART I & II OFFENSE PERCENTAGES



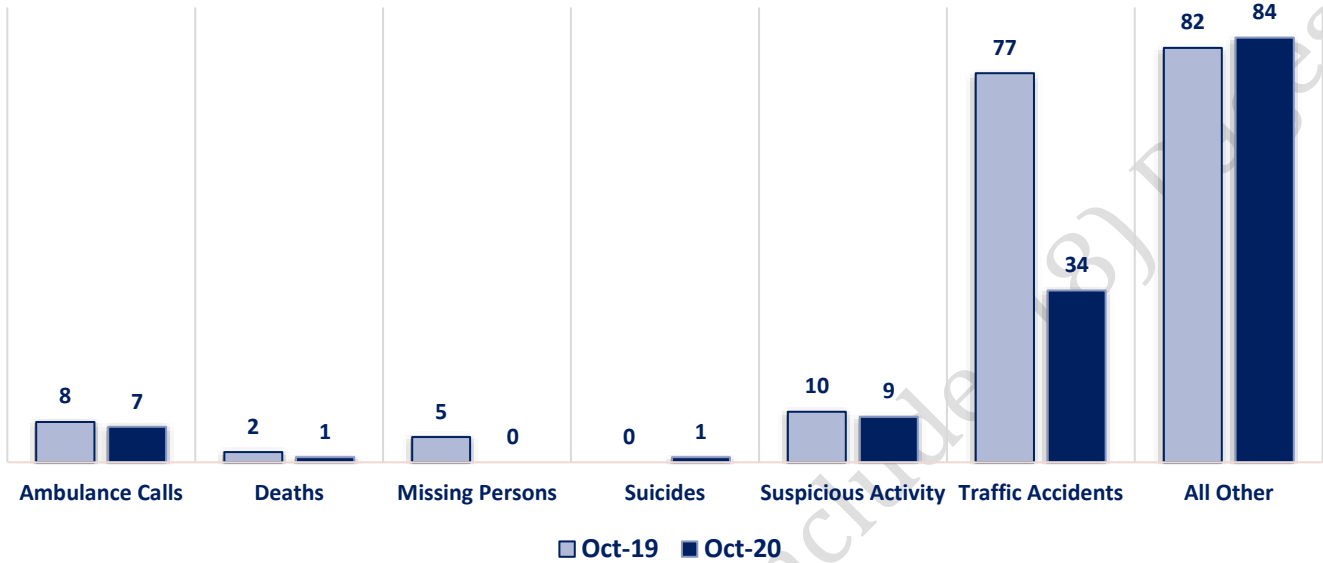
Part I Offenses



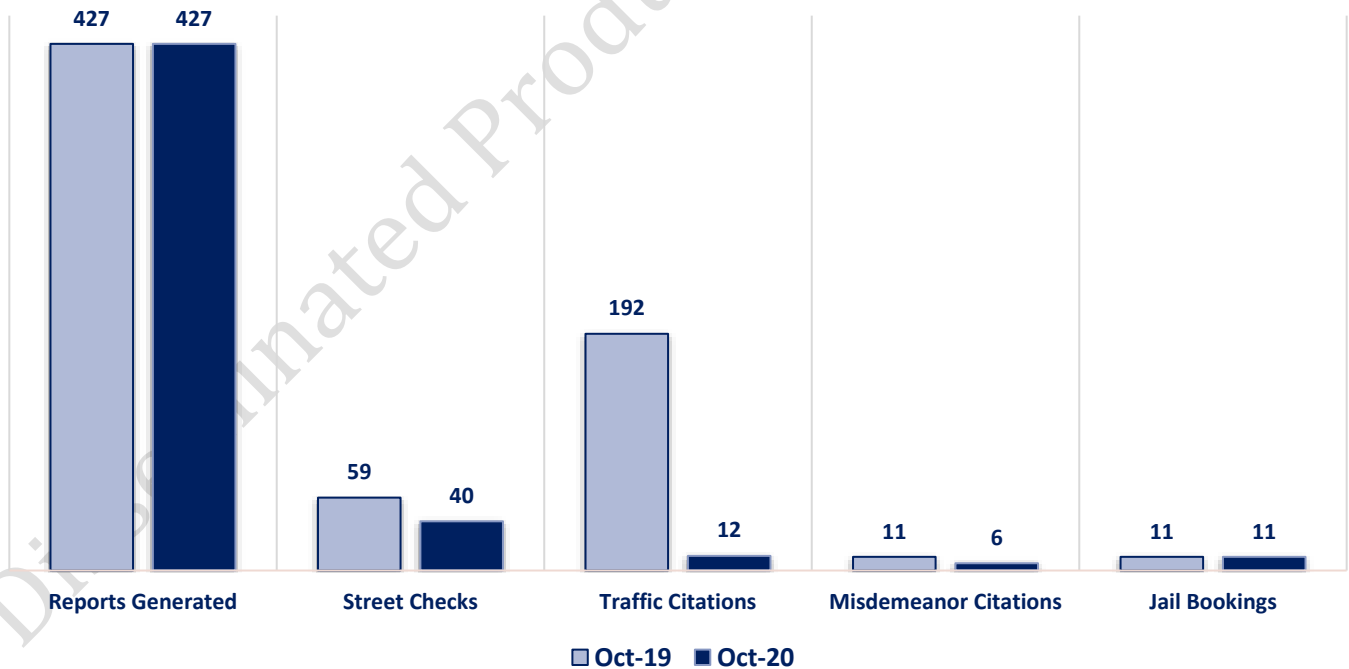
Part II Offenses



Non-UCR Offenses

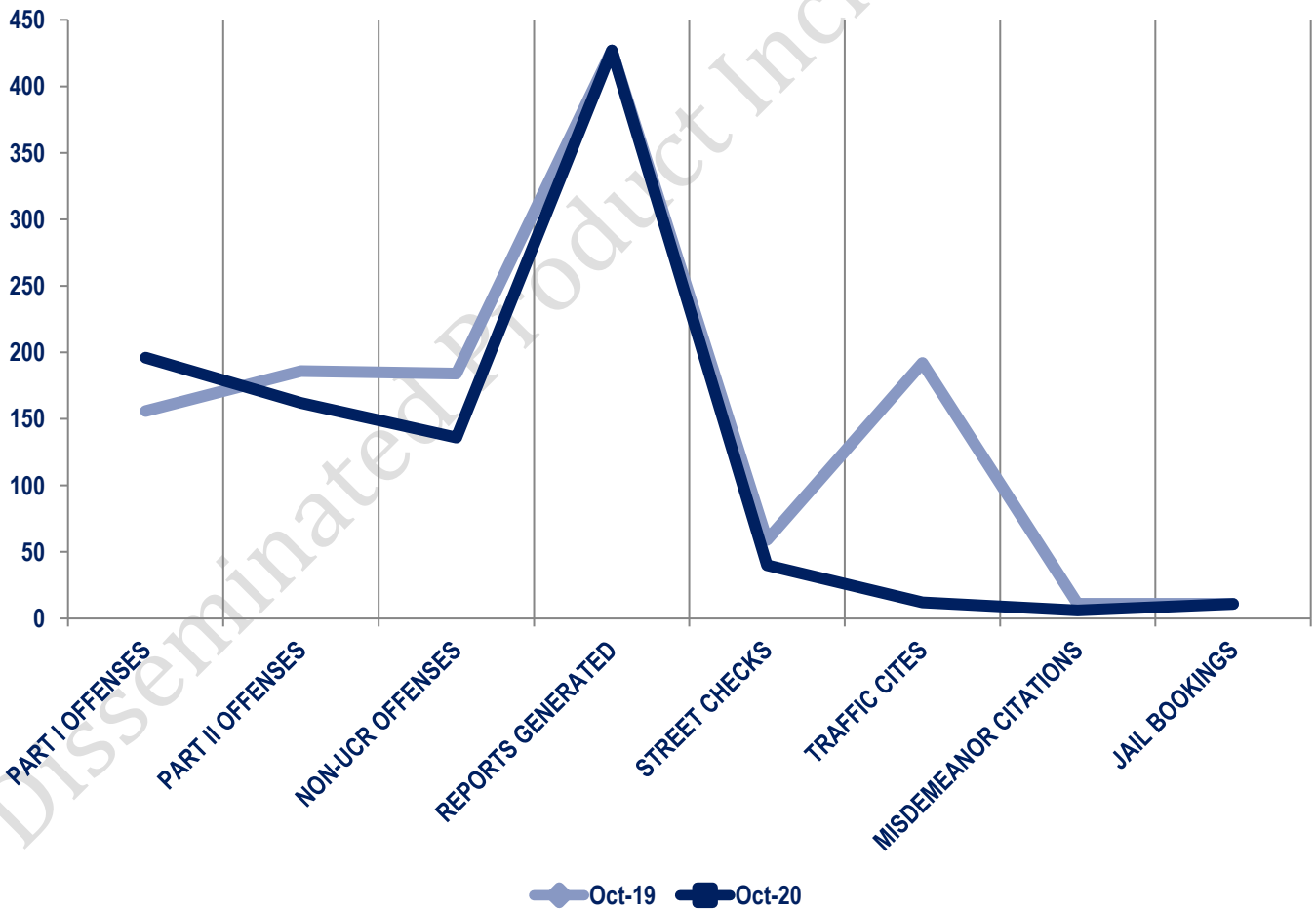


Other Event Totals



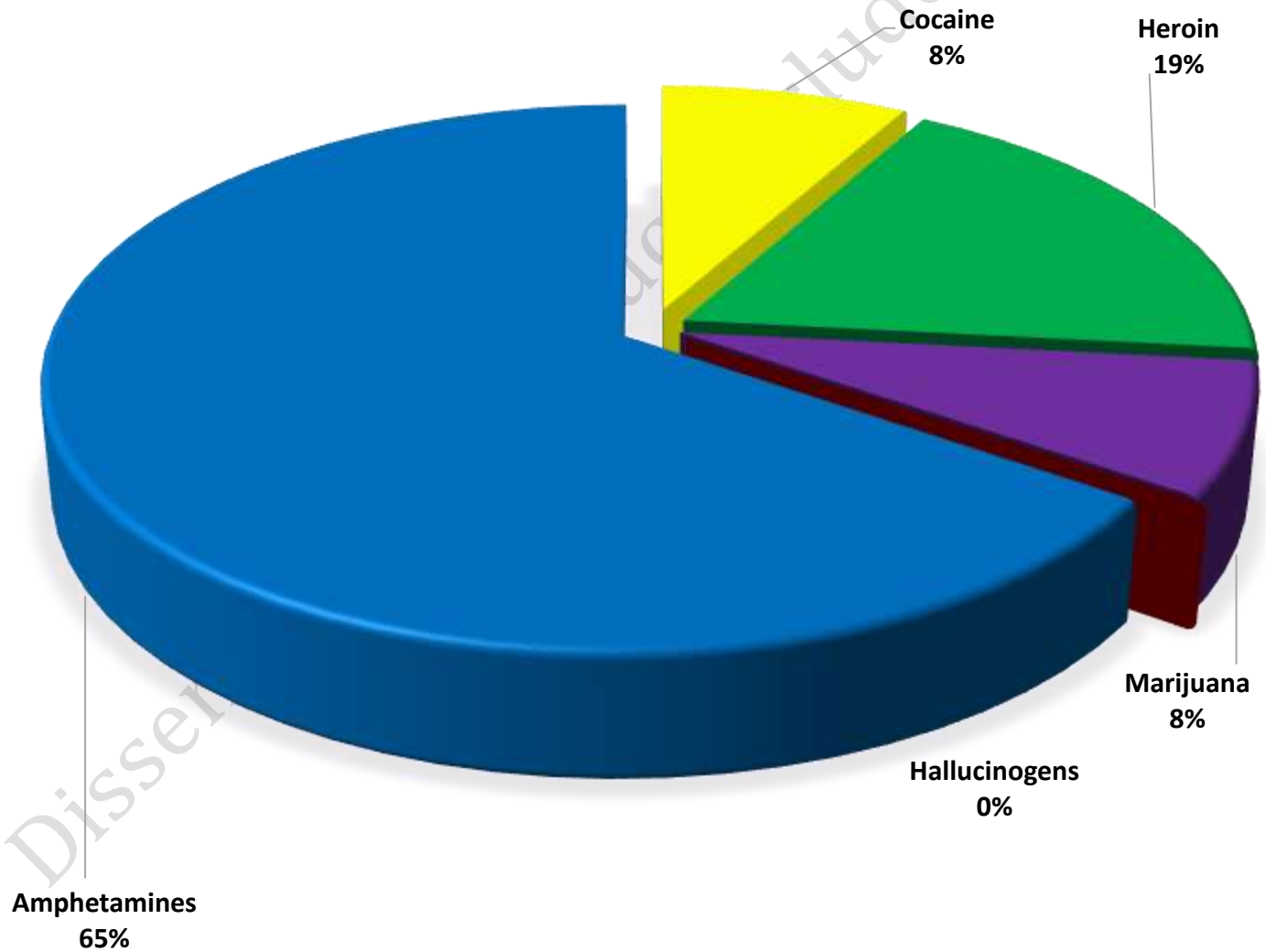
Combined Offense/Event Trends

	OCT 2019	OCT 2020
Part I Offenses	156	196
Part II Offenses	186	162
NonUCR Offenses	184	136
Reports Generated	427	427
Street Checks	59	40
Traffic Citations	192	12
Misdemeanor Citations	11	6
Jail Bookings	11	11



Seized Drugs

TYPE	DOSES	STREET VALUE	
Cocaine	43.0	\$	430.00
Heroin	98.0	\$	980.00
Marijuana	41.8	\$	250.80
Hallucinogens	0.0	\$	-
Amphetamines	346.0	\$	3,460.00
TOTAL	528.8	\$	5,120.80



Part I & II Offenses - One Year

