



CITY COUNCIL DISTRICT #2 MONTHLY OFFENSE SUMMARY

November 2020

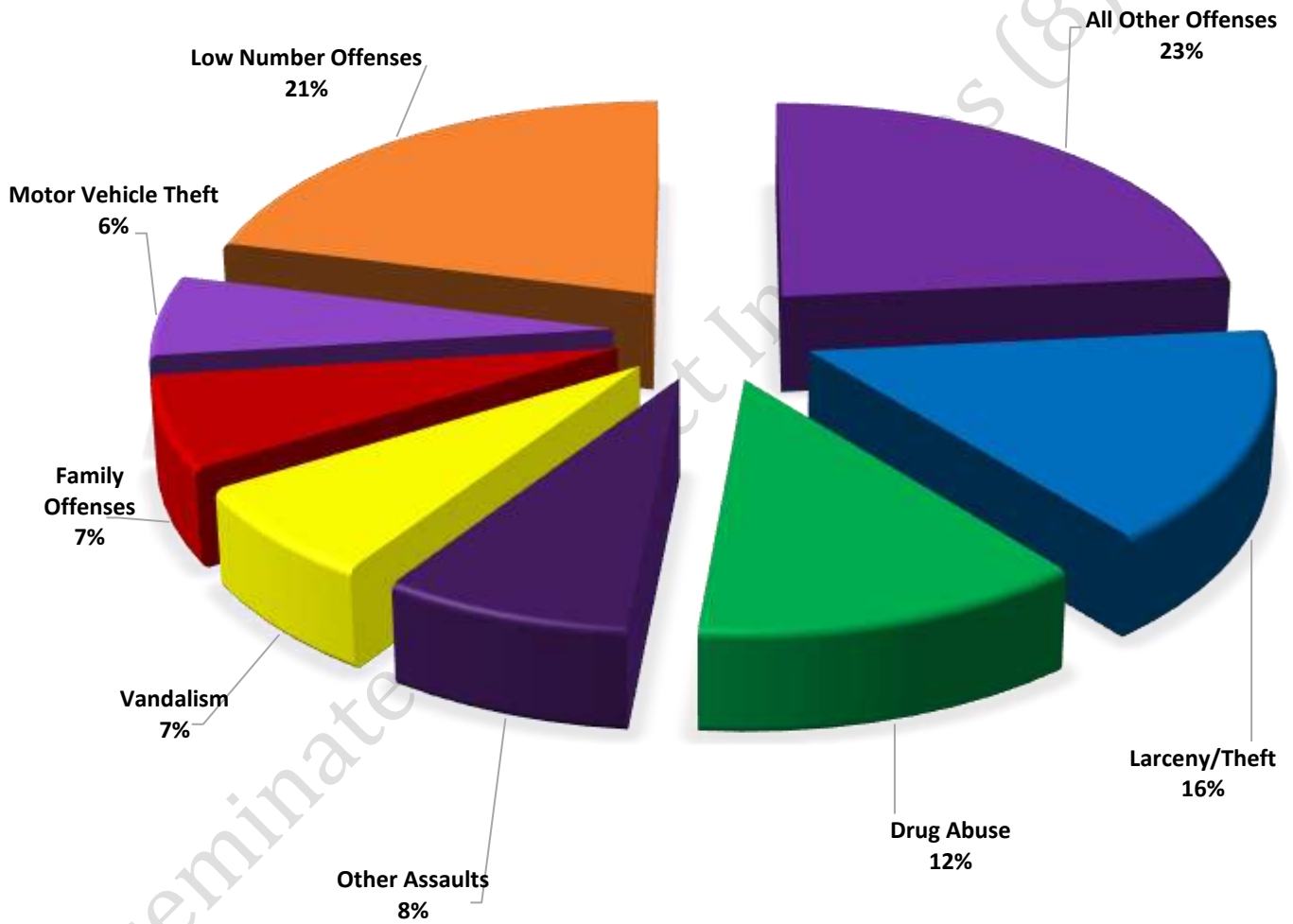
These figures represent preliminary counts of original Police Incident Reports and include all offenses within the above listed City Council District only. Full statistical analysis to determine the confidence level of this data has not been performed. The results contained herein are approximate in relation to the listed area and may not fully coincide with data shown in other areas of SLCPD's Crime Statistics page such as Calls for Service, Crimes Trending, and Crime Reports due to and reflective of departmental procedures that were in place at the time the event occurred and the date this data was compiled. Results displayed are not distinguished as attempted or completed crimes, do not include other calls for police service, and only represent police service where a report was made. Police Incident Reports are classified by primary offense categories as defined by the Uniform Crime Reporting (UCR) system, however for this report all offenses are included, and each incident may have more than one offense listed on it. In cases where there is more than one offense listed, all offenses are counted individually. Although every reasonable verification effort is made, the accuracy of any data is subject to the constraints of the report generation process as well as the manner, format, and point in time of any query.

-
- PART I OFFENSES:** Chosen by the FBI as Part I Offenses because they are serious crimes that occur with regularity in all areas of the country and are likely to be reported to Police.
- PART II OFFENSES:** All other crimes other than the eight Part I Offenses. The Uniform Crime Reporting Program gathers only arrest data for Part II Offenses, however, SLCPD results displayed in this document display all Part II Offenses, regardless of the presence of arrest data.
- ALL OTHER OFFENSES:** Under the Part II Offense section, 'All Other Offenses' include Peeping Tom, Trespass, Kidnap/Abduction, Pornography, Extortion/Blackmail, Bribery, Warrants, Sexual Offenses, Obstruction, Public Peace, and Hit & Run.
- NON-UCR OFFENSES:** Non-UCR Offenses include reports for all other offenses not classified as a Part I or Part II Offense. Results displayed separate some of these offenses such as Ambulance Calls, Deaths, Missing Persons, Suicides, Suspicious Activity, and Traffic Accidents.
- ALL OTHER NON-UCR:** Under the Non-UCR category, 'All Other' include the remainder of offenses not classified as Part I or Part II and not separated from the Non-UCR Offenses. These include things such as Loud Parties, Barking Dogs, Mentally Ill Subjects, Citizen Assistance, etc.
- LOW NUMBER OFFENSES:** On page two, in the interest of space and allowing for easier viewing, the category titled 'Low Number Offenses' include Part I and Part II Offenses from page one that have totals under the amount of 32.

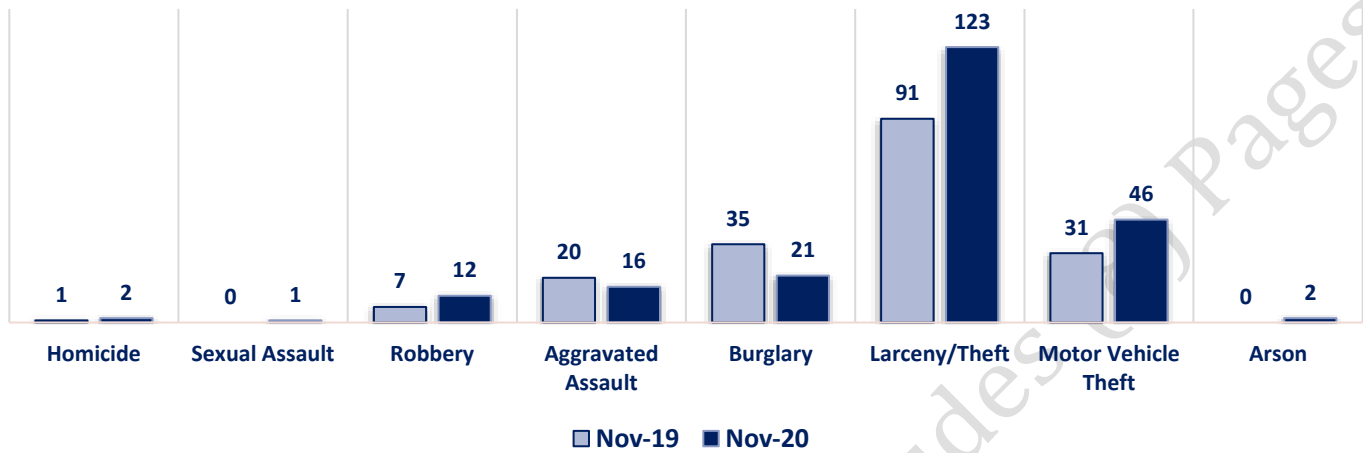
Offenses

		NOV 19	NOV 20			NOV 19	NOV 20
PART I OFFENSES	VIOLENT	Homicide	1	2	Other Assaults	54	62
		Sexual Assault	0	1	Forgery/Counterfeit	8	7
		Robbery	7	12	Fraud	31	32
		Aggravated Assault	20	16	Embezzlement	0	0
		Burglary	35	21	Stolen Property	4	17
	PROPERTY	Larceny/Theft	91	123	Vandalism	45	54
		Motor Vehicle Theft	31	46	Weapons	7	12
		Arson	0	2	Prostitution	1	2
		PART I TOTALS	185	223	Sex Offenses	2	5
NON-UCR OFFENSES	Ambulance Calls	20	10	Drug Abuse	84	97	
	Deaths	1	6	Gambling	1	0	
	Missing Persons	8	7	Family Offenses	47	53	
	Suicides	0	0	DUI	26	13	
	Suspicious Activity	20	27	Liquor Laws	1	1	
	Traffic Accidents	90	69	Drunkenness	11	5	
	All Other	215	225	Disorderly Conduct	3	10	
	NON-UCR TOTALS	354	344	All Other Offenses	169	184	
	PART I OFFENSES	185	223	Curfew/Loitering	0	0	
	PART II OFFENSES	502	561	Runaway	8	7	
TOTALS	NON-UCR OFFENSES	354	344	PART II TOTALS	502	561	
	TOTAL	1041	1128				

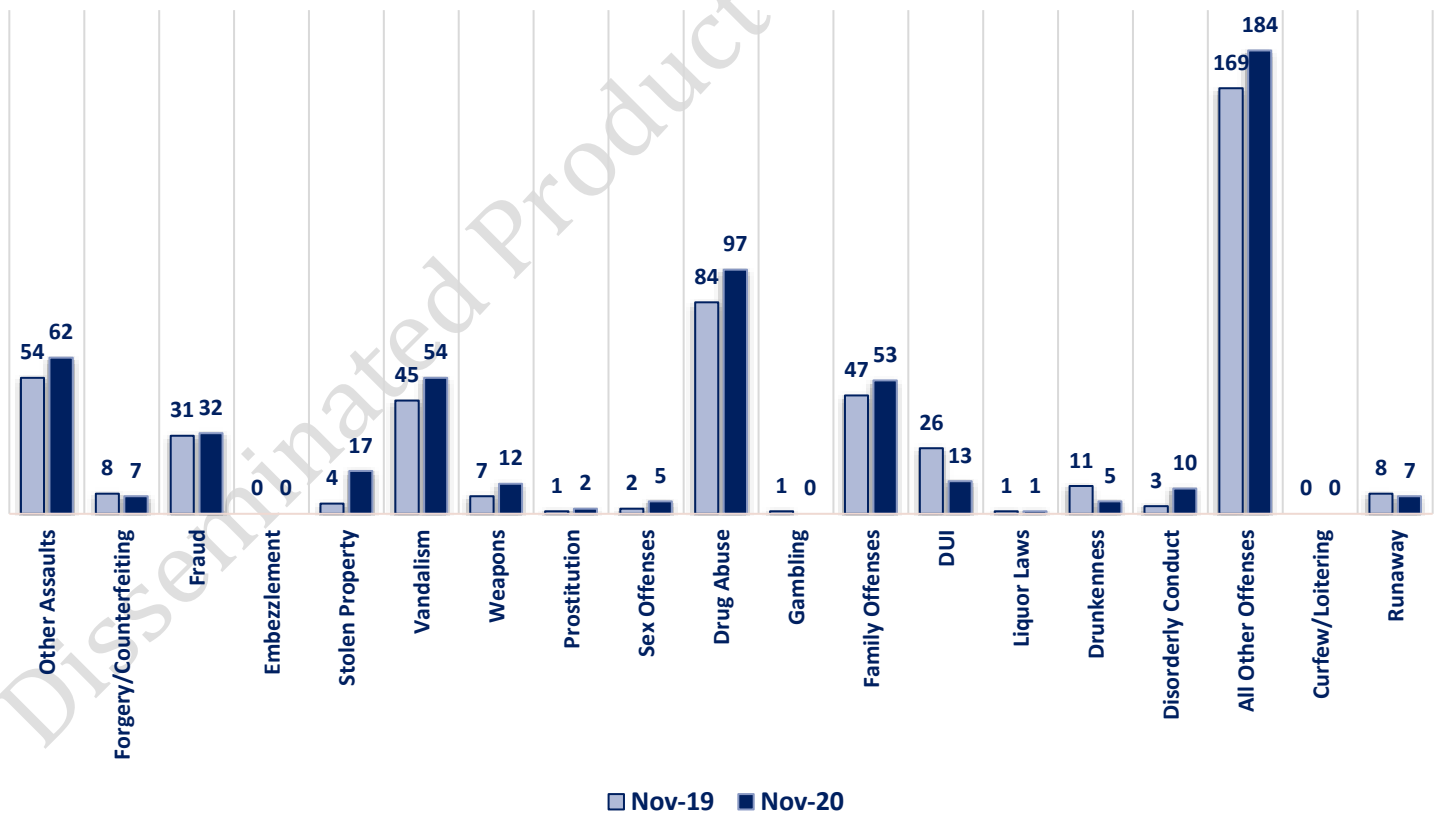
NOVEMBER 2020- PART I & II OFFENSE PERCENTAGES



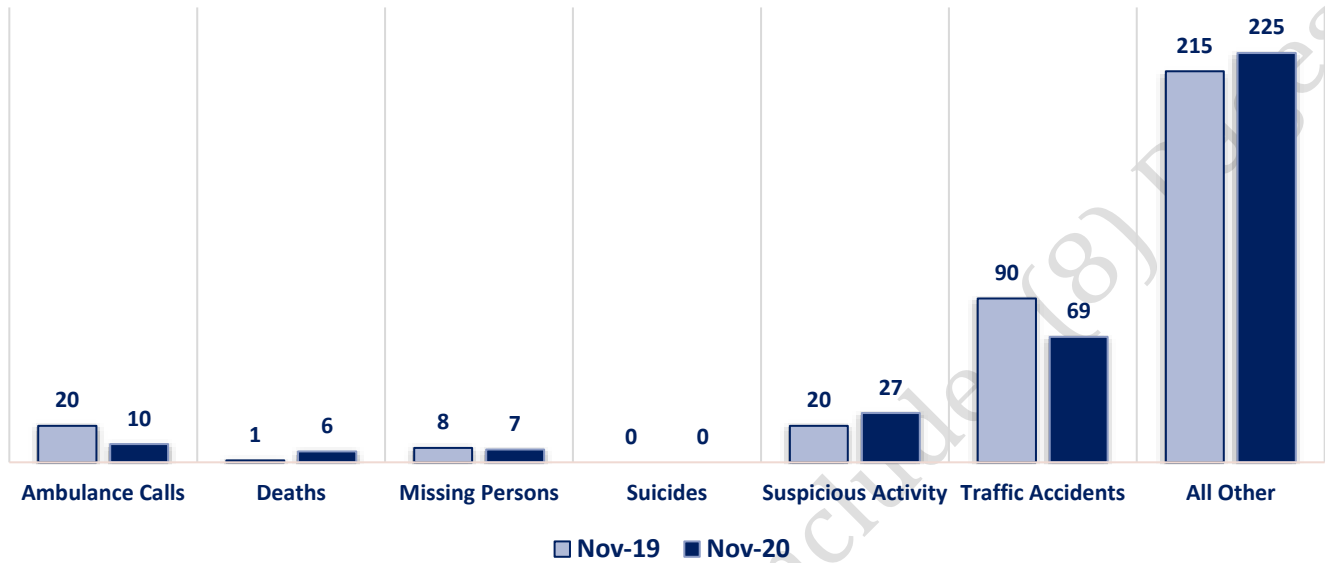
Part I Offenses



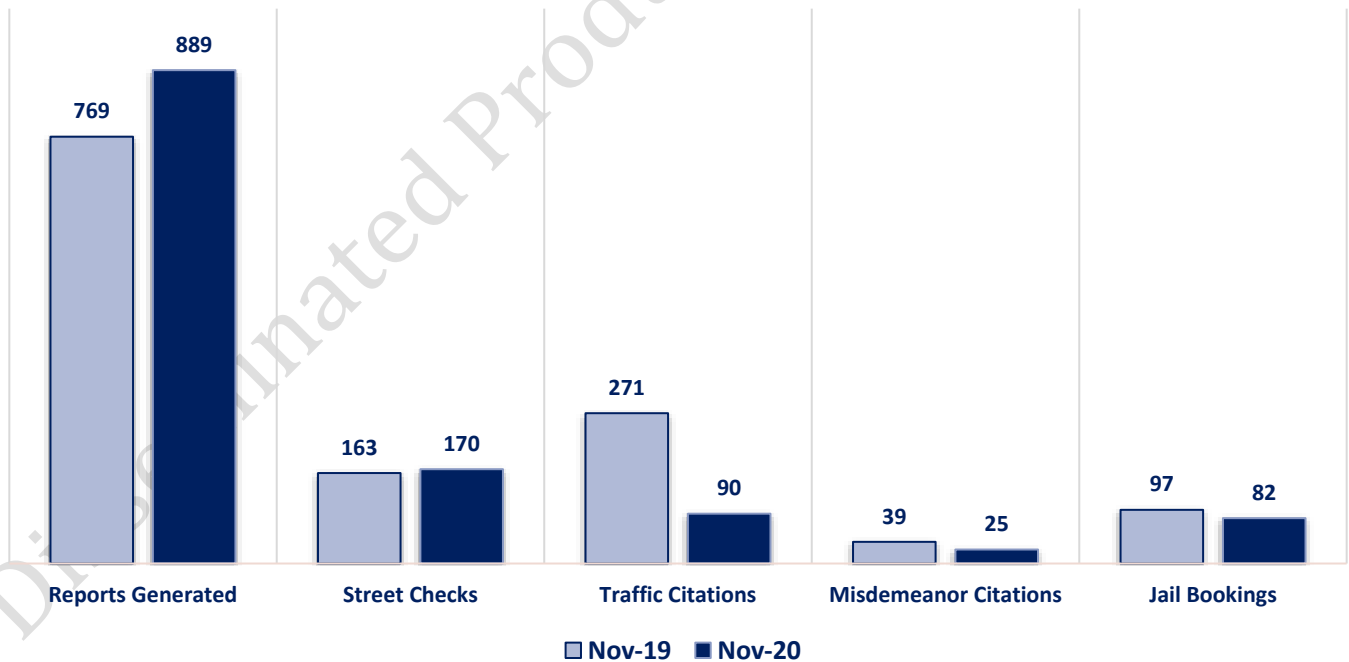
Part II Offenses



Non-UCR Offenses

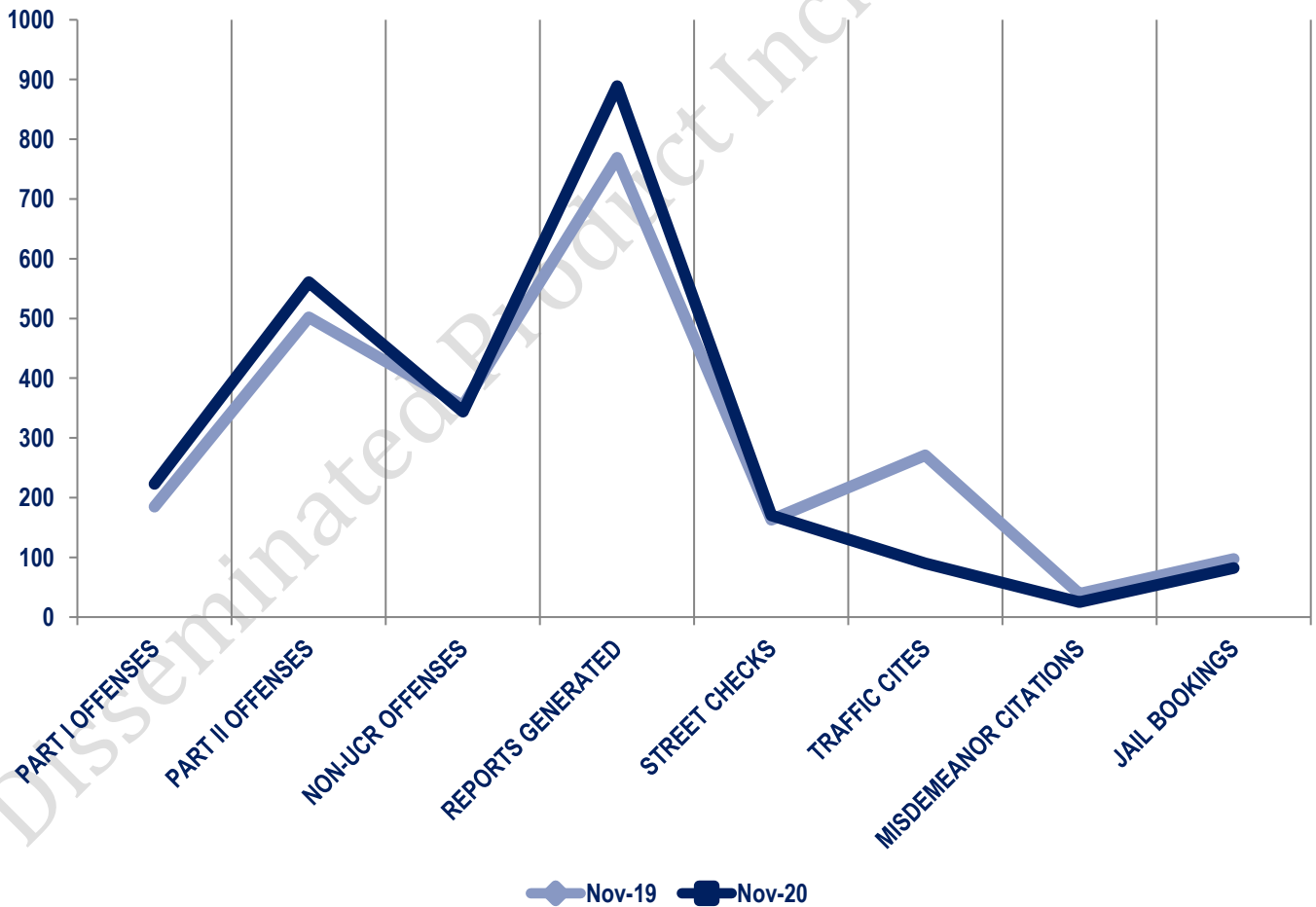


Other Event Totals



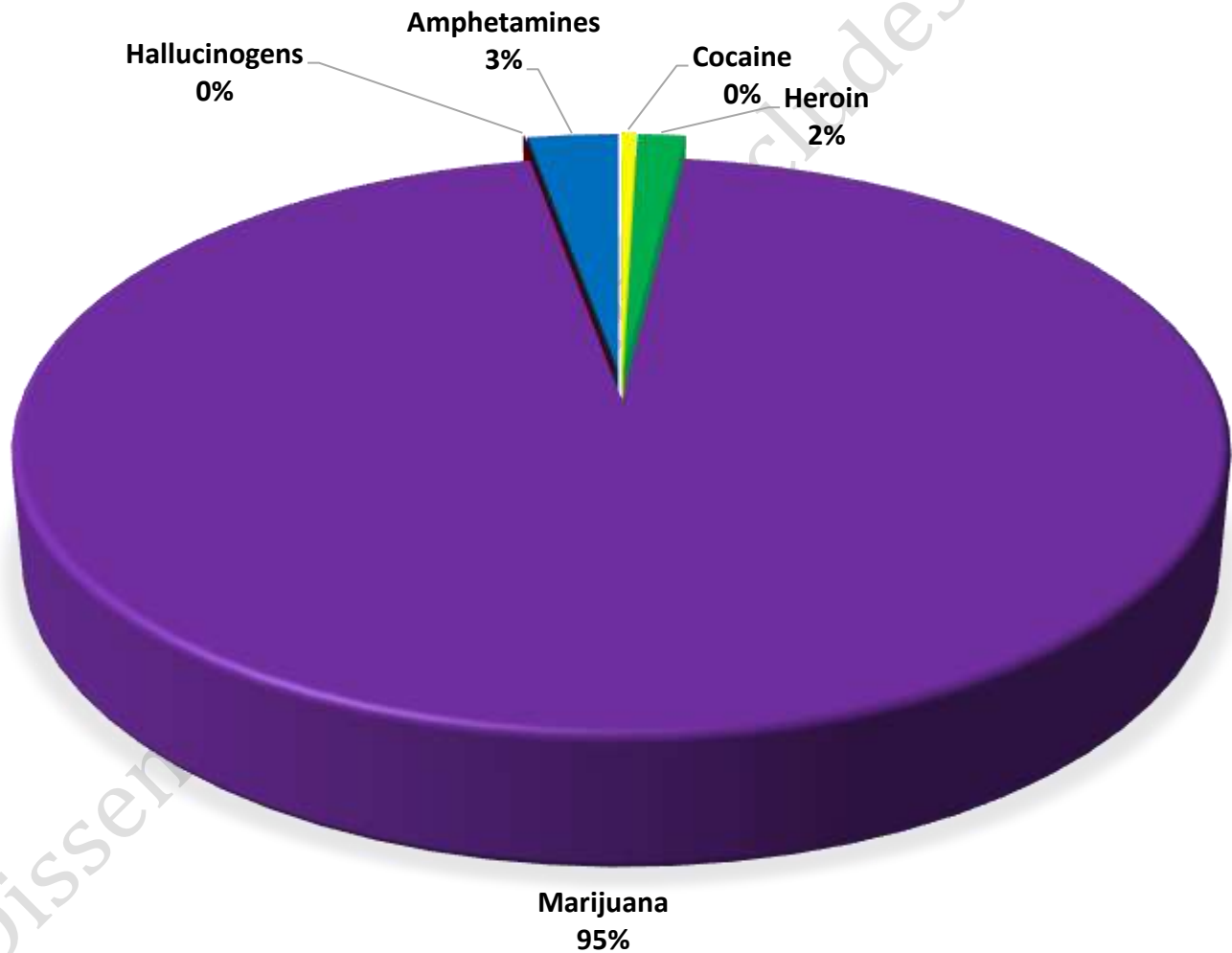
Combined Offense/Event Trends

	NOV 2019	NOV 2020
Part I Offenses	185	223
Part II Offenses	502	561
NonUCR Offenses	354	344
Reports Generated	769	889
Street Checks	163	170
Traffic Citations	271	90
Misdemeanor Citations	39	25
Jail Bookings	97	82



Seized Drugs

TYPE	DOSES	STREET VALUE
Cocaine	311.0	\$ 3,110.00
Heroin	1041.8	\$ 10,417.50
Marijuana	66872.9	\$ 401,237.52
Hallucinogens	0.0	\$ -
Amphetamines	1986.3	\$ 19,863.00
TOTAL	70212.0	\$ 434,628.02



Part I & II Offenses - One Year

