



CITY COUNCIL DISTRICT #3 MONTHLY OFFENSE SUMMARY

November 2020

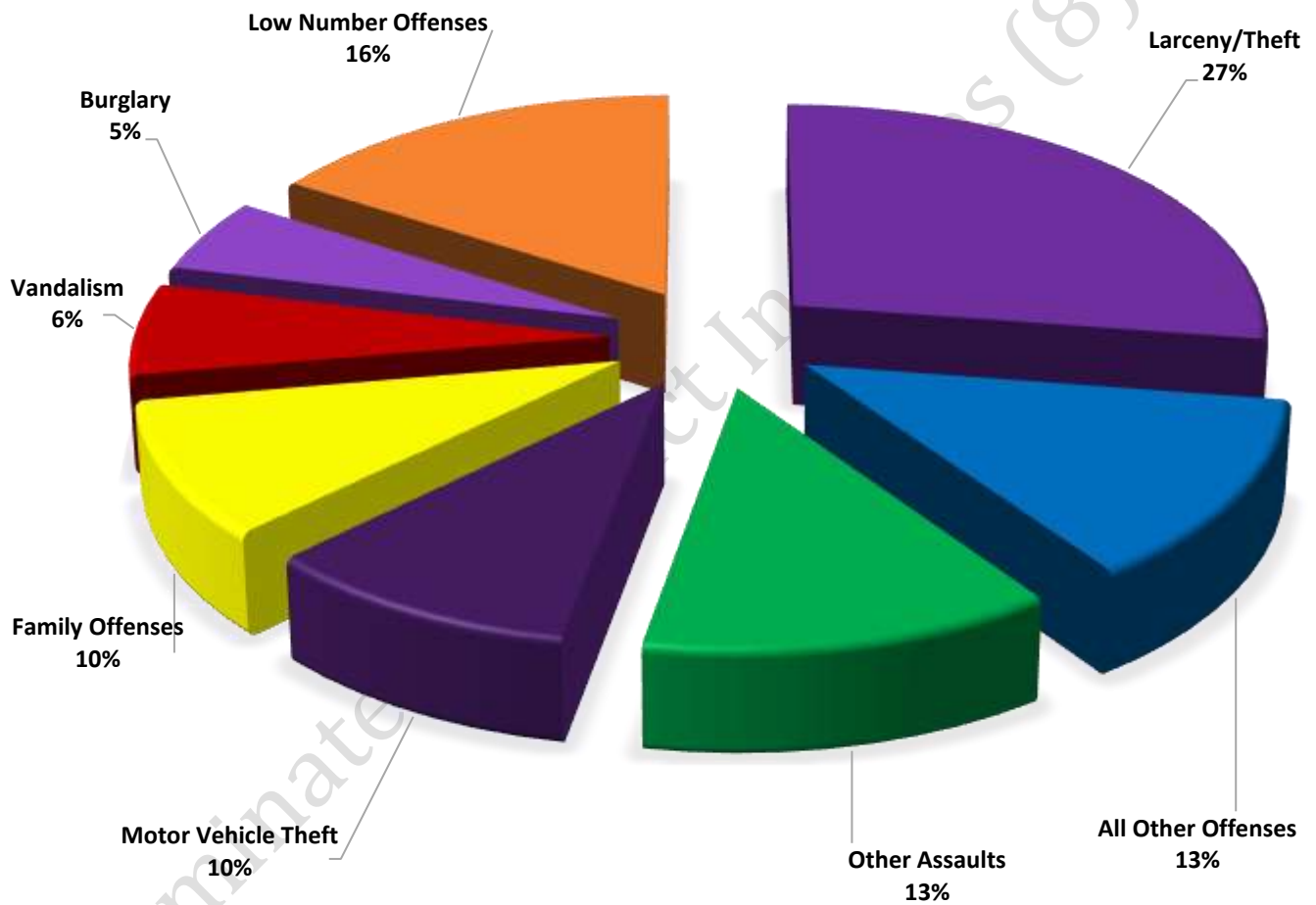
These figures represent preliminary counts of original Police Incident Reports and include all offenses within the above listed City Council District only. Full statistical analysis to determine the confidence level of this data has not been performed. The results contained herein are approximate in relation to the listed area and may not fully coincide with data shown in other areas of SLCPD's Crime Statistics page such as Calls for Service, Crimes Trending, and Crime Reports due to and reflective of departmental procedures that were in place at the time the event occurred and the date this data was compiled. Results displayed are not distinguished as attempted or completed crimes, do not include other calls for police service, and only represent police service where a report was made. Police Incident Reports are classified by primary offense categories as defined by the Uniform Crime Reporting (UCR) system, however for this report all offenses are included, and each incident may have more than one offense listed on it. In cases where there is more than one offense listed, all offenses are counted individually. Although every reasonable verification effort is made, the accuracy of any data is subject to the constraints of the report generation process as well as the manner, format, and point in time of any query.

-
- PART I OFFENSES:** Chosen by the FBI as Part I Offenses because they are serious crimes that occur with regularity in all areas of the country and are likely to be reported to Police.
- PART II OFFENSES:** All other crimes other than the eight Part I Offenses. The Uniform Crime Reporting Program gathers only arrest data for Part II Offenses, however, SLCPD results displayed in this document display all Part II Offenses, regardless of the presence of arrest data.
- ALL OTHER OFFENSES:** Under the Part II Offense section, 'All Other Offenses' include Peeping Tom, Trespass, Kidnap/Abduction, Pornography, Extortion/Blackmail, Bribery, Warrants, Sexual Offenses, Obstruction, Public Peace, and Hit & Run.
- NON-UCR OFFENSES:** Non-UCR Offenses include reports for all other offenses not classified as a Part I or Part II Offense. Results displayed separate some of these offenses such as Ambulance Calls, Deaths, Missing Persons, Suicides, Suspicious Activity, and Traffic Accidents.
- ALL OTHER NON-UCR:** Under the Non-UCR category, 'All Other' include the remainder of offenses not classified as Part I or Part II and not separated from the Non-UCR Offenses. These include things such as Loud Parties, Barking Dogs, Mentally Ill Subjects, Citizen Assistance, etc.
- LOW NUMBER OFFENSES:** On page two, in the interest of space and allowing for easier viewing, the category titled 'Low Number Offenses' include Part I and Part II Offenses from page one that have totals under the amount of 9.

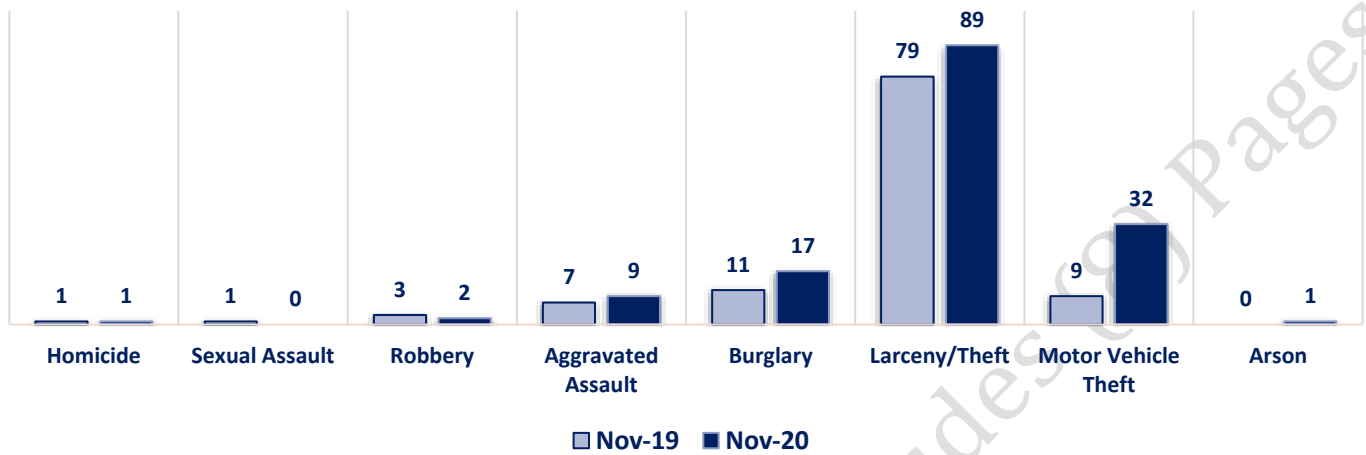
Offenses

		OFFENSE	NOV 19	NOV 20	OFFENSE	NOV 19	NOV 20
PART I OFFENSES	VIOLENT	Homicide	1	1	Other Assaults	31	41
		Sexual Assault	1	0	Forgery/Counterfeit	1	2
		Robbery	3	2	Fraud	7	9
		Aggravated Assault	7	9	Embezzlement	0	0
	PROPERTY	Burglary	11	17	Stolen Property	3	2
		Larceny/Theft	79	89	Vandalism	28	21
		Motor Vehicle Theft	9	32	Weapons	5	4
		Arson	0	1	Prostitution	1	1
		PART I TOTALS	111	151	Sex Offenses	1	1
NON-UCR OFFENSES	Ambulance Calls	13	12	Drug Abuse	19	6	
	Deaths	2	3	Gambling	0	0	
	Missing Persons	1	2	Family Offenses	19	31	
	Suicides	2	0	DUI	8	0	
	Suspicious Activity	11	11	Liquor Laws	0	0	
	Traffic Accidents	44	20	Drunkenness	10	4	
	All Other	106	91	Disorderly Conduct	9	9	
	NON-UCR TOTALS	179	139	All Other Offenses	60	42	
	PART I OFFENSES	111	151	Curfew/Loitering	0	0	
	PART II OFFENSES	202	174	Runaway	0	1	
TOTALS	NON-UCR OFFENSES	179	139	PART II TOTALS	202	174	
	TOTAL	492	464				

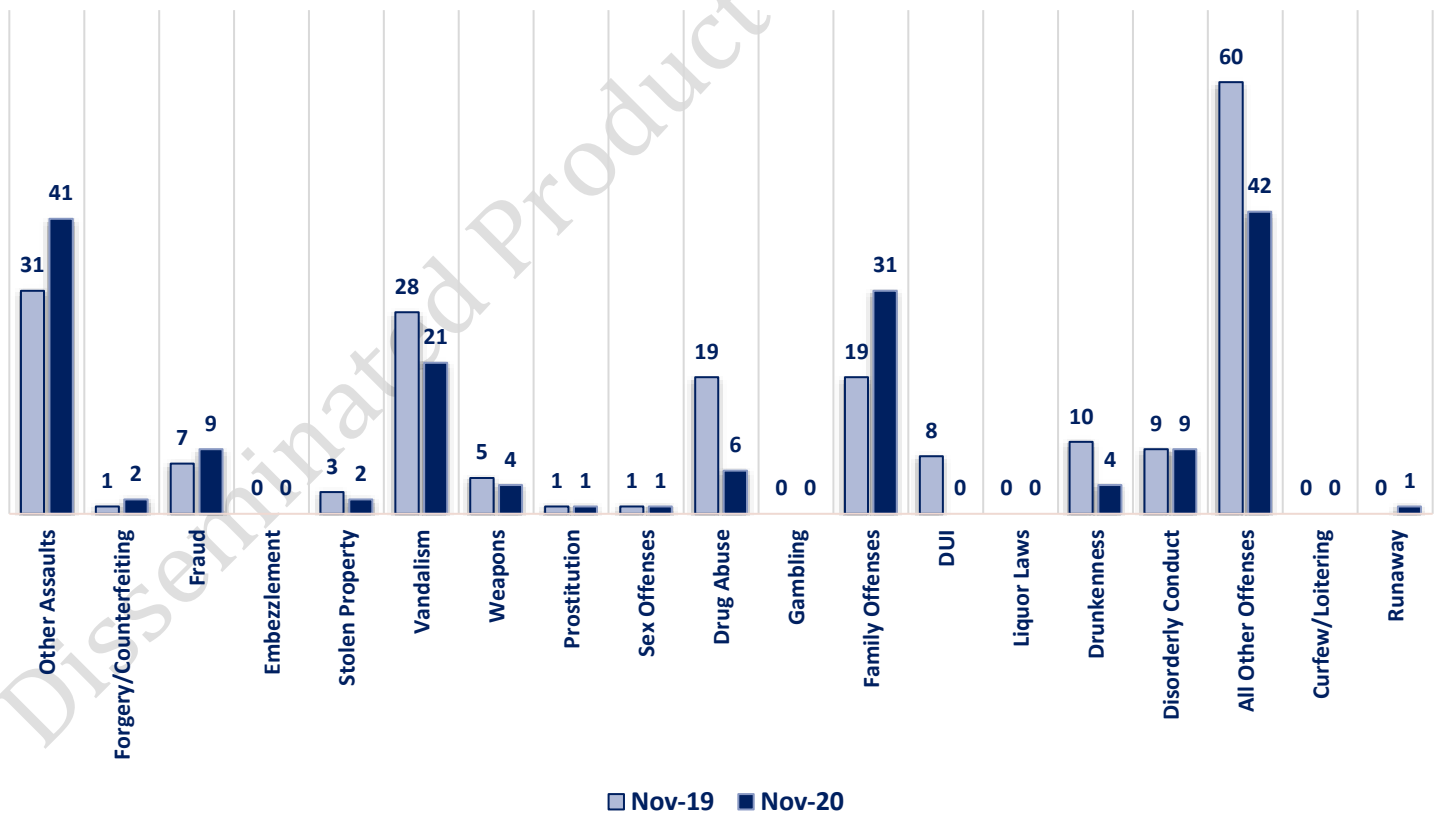
NOVEMBER 2020- PART I & II OFFENSE PERCENTAGES



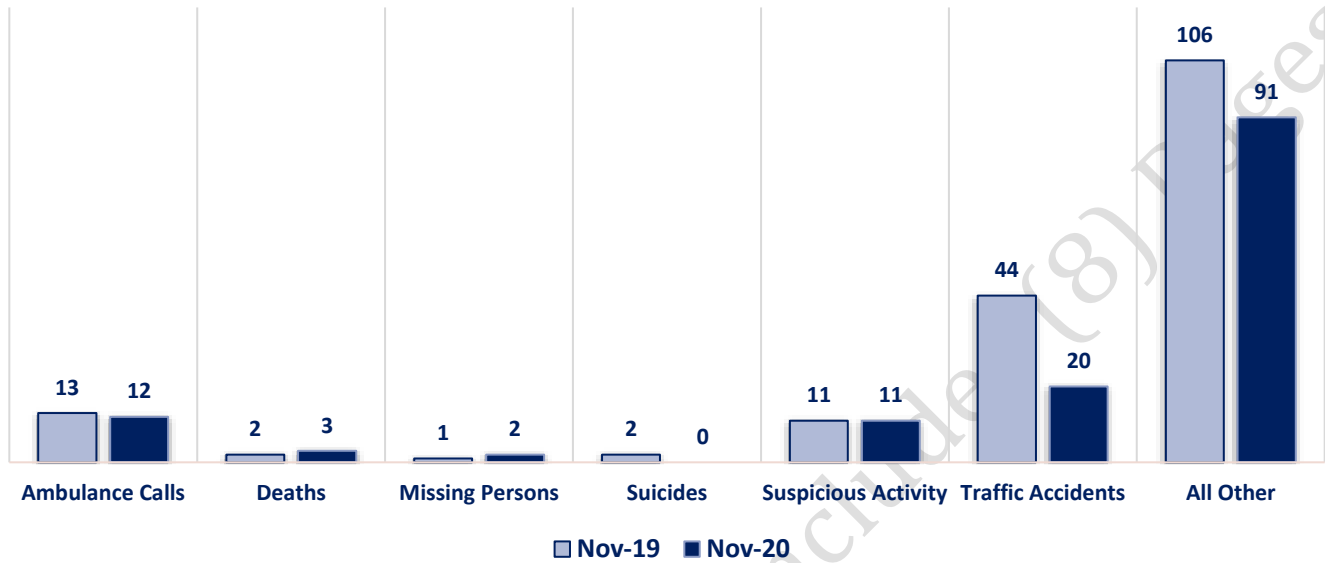
Part I Offenses



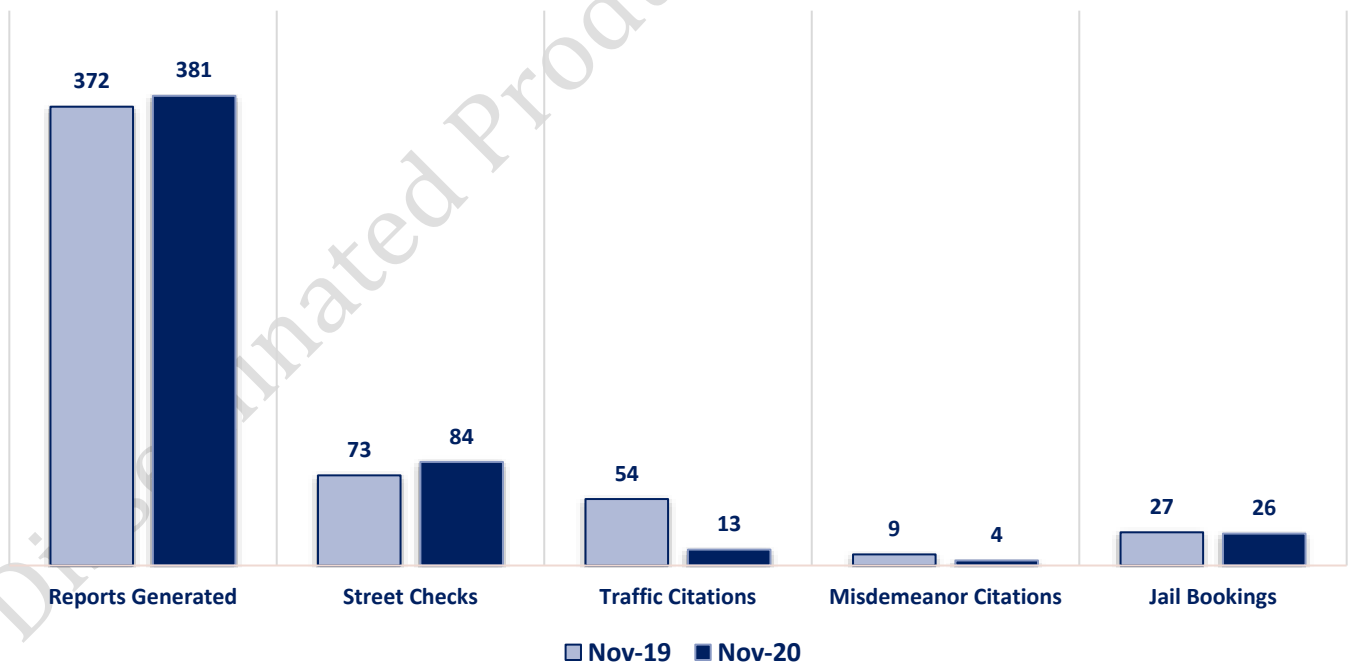
Part II Offenses



Non-UCR Offenses

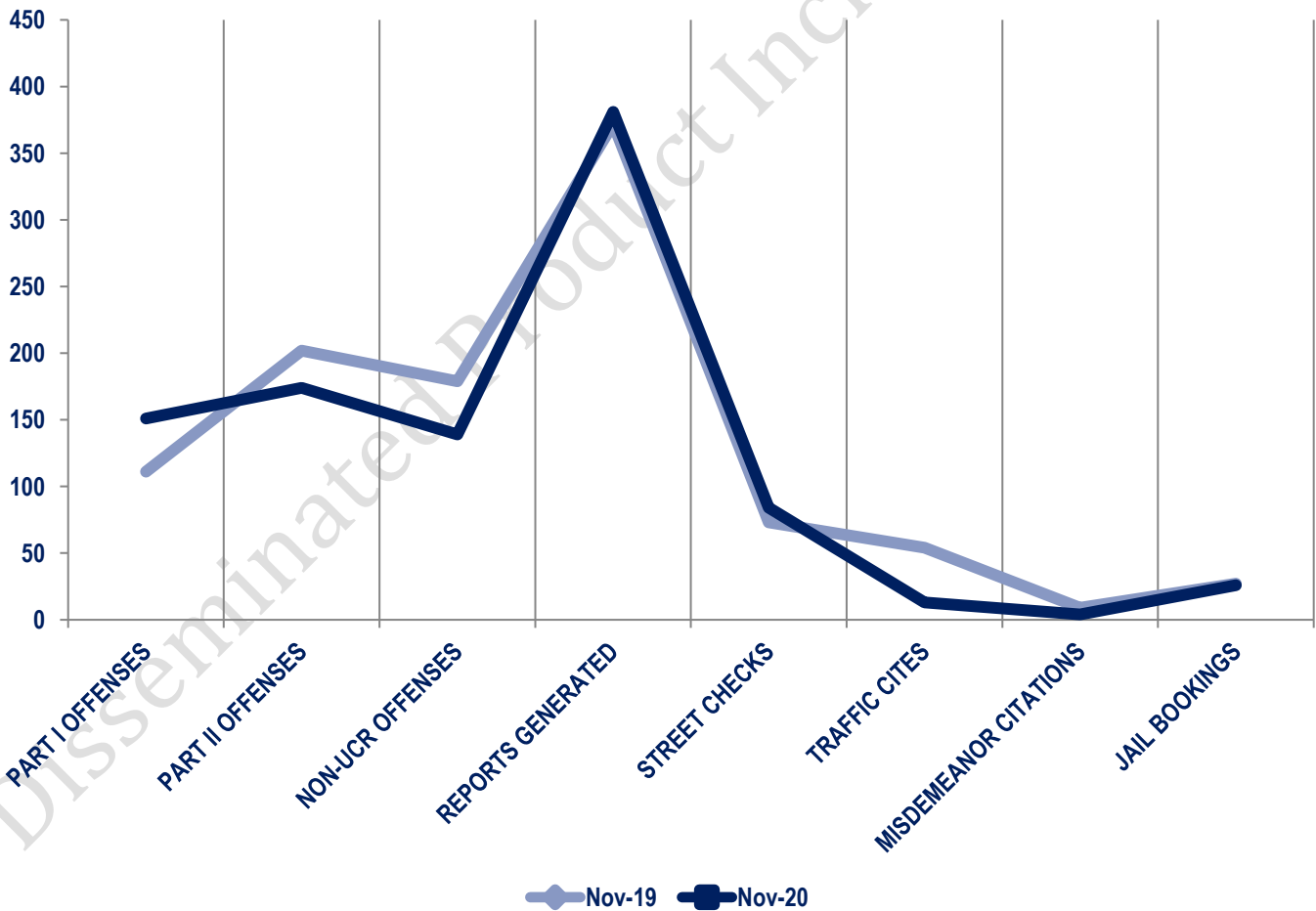


Other Event Totals



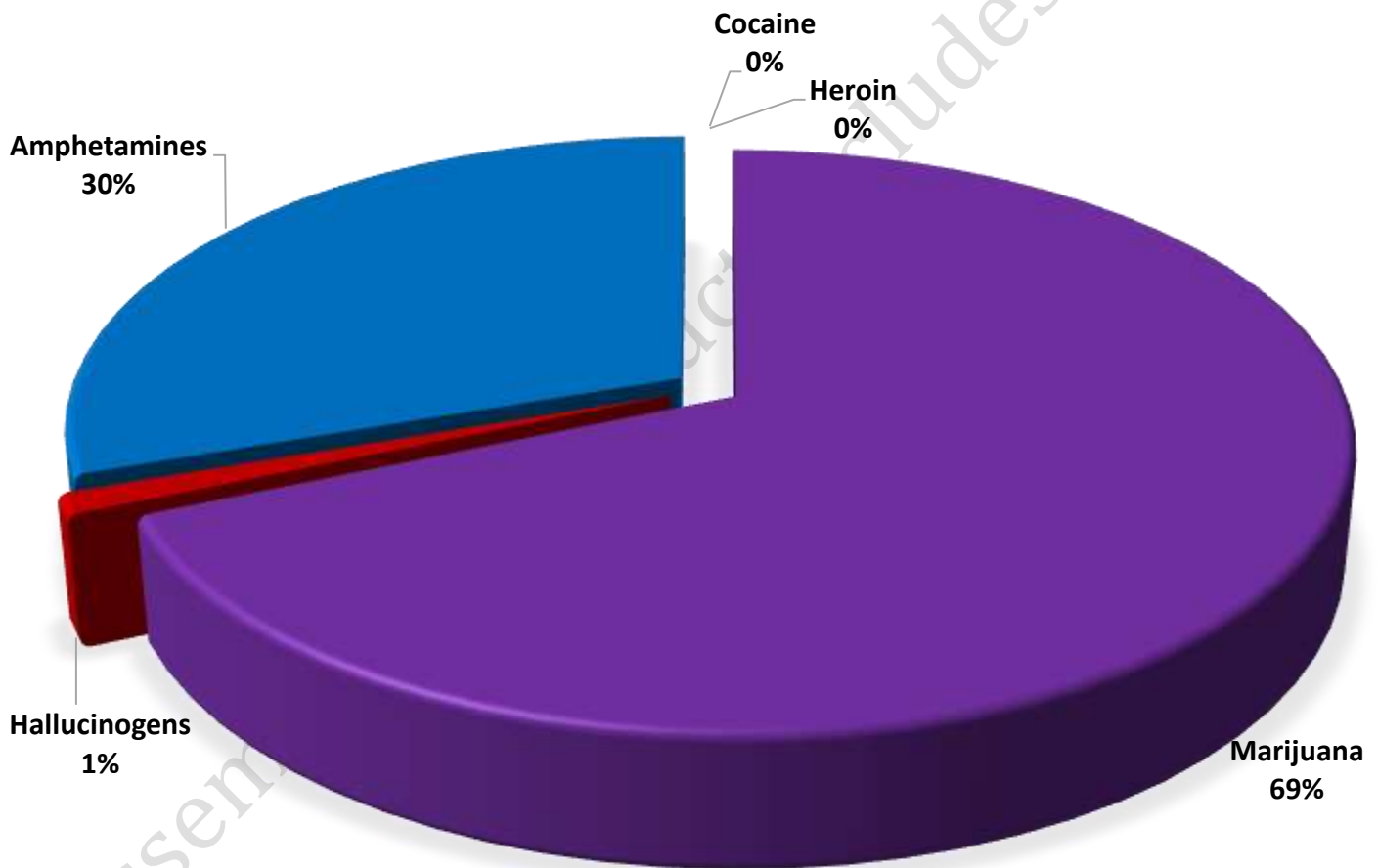
Combined Offense/Event Trends

	NOV 2019	NOV 2020
Part I Offenses	111	151
Part II Offenses	202	174
NonUCR Offenses	179	139
Reports Generated	372	381
Street Checks	73	84
Traffic Citations	54	13
Misdemeanor Citations	9	4
Jail Bookings	27	26



Seized Drugs

TYPE	DOSES	STREET VALUE
Cocaine	0.0	\$ -
Heroin	0.0	\$ -
Marijuana	104.1	\$ 624.35
Hallucinogens	1.8	\$ 3.53
Amphetamines	46.0	\$ 460.00
TOTAL	151.8	\$ 1,087.88



Part I & II Offenses - One Year

