



CITY COUNCIL DISTRICT #4 MONTHLY OFFENSE SUMMARY

November 2020

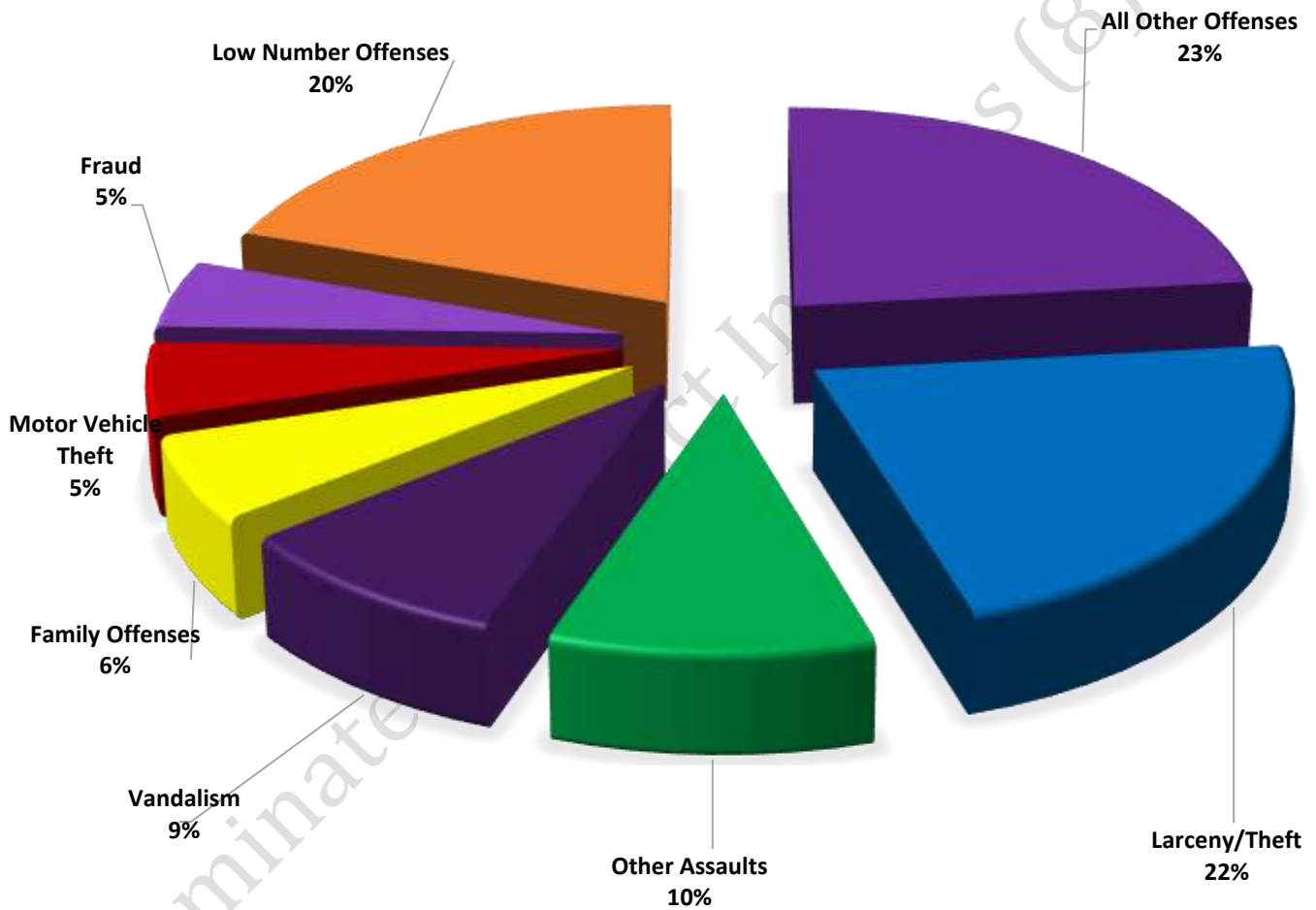
These figures represent preliminary counts of original Police Incident Reports and include all offenses within the above listed City Council District only. Full statistical analysis to determine the confidence level of this data has not been performed. The results contained herein are approximate in relation to the listed area and may not fully coincide with data shown in other areas of SLCPD's Crime Statistics page such as Calls for Service, Crimes Trending, and Crime Reports due to and reflective of departmental procedures that were in place at the time the event occurred and the date this data was compiled. Results displayed are not distinguished as attempted or completed crimes, do not include other calls for police service, and only represent police service where a report was made. Police Incident Reports are classified by primary offense categories as defined by the Uniform Crime Reporting (UCR) system, however for this report all offenses are included, and each incident may have more than one offense listed on it. In cases where there is more than one offense listed, all offenses are counted individually. Although every reasonable verification effort is made, the accuracy of any data is subject to the constraints of the report generation process as well as the manner, format, and point in time of any query.

-
- PART I OFFENSES:** Chosen by the FBI as Part I Offenses because they are serious crimes that occur with regularity in all areas of the country and are likely to be reported to Police.
- PART II OFFENSES:** All other crimes other than the eight Part I Offenses. The Uniform Crime Reporting Program gathers only arrest data for Part II Offenses, however, SLCPD results displayed in this document display all Part II Offenses, regardless of the presence of arrest data.
- ALL OTHER OFFENSES:** Under the Part II Offense section, 'All Other Offenses' include Peeping Tom, Trespass, Kidnap/Abduction, Pornography, Extortion/Blackmail, Bribery, Warrants, Sexual Offenses, Obstruction, Public Peace, and Hit & Run.
- NON-UCR OFFENSES:** Non-UCR Offenses include reports for all other offenses not classified as a Part I or Part II Offense. Results displayed separate some of these offenses such as Ambulance Calls, Deaths, Missing Persons, Suicides, Suspicious Activity, and Traffic Accidents.
- ALL OTHER NON-UCR:** Under the Non-UCR category, 'All Other' include the remainder of offenses not classified as Part I or Part II and not separated from the Non-UCR Offenses. These include things such as Loud Parties, Barking Dogs, Mentally Ill Subjects, Citizen Assistance, etc.
- LOW NUMBER OFFENSES:** On page two, in the interest of space and allowing for easier viewing, the category titled 'Low Number Offenses' include Part I and Part II Offenses from page one that have totals under the amount of 36.

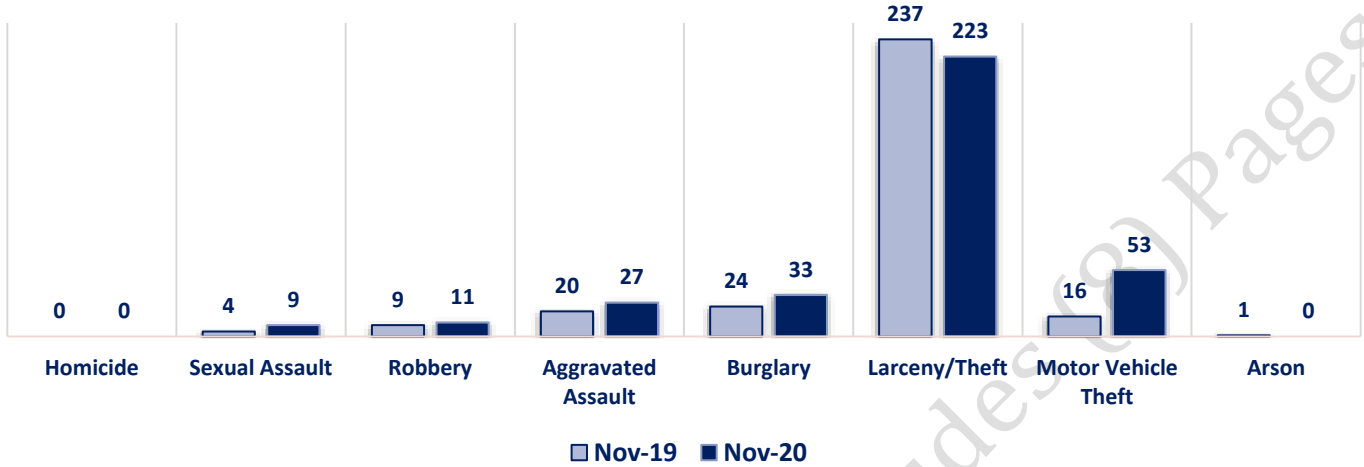
Offenses

		NOV 19	NOV 20			NOV 19	NOV 20
PART I OFFENSES	VIOLENT						
		Homicide	0	0	Other Assaults	109	101
		Sexual Assault	4	9	Forgery/Counterfeit	13	16
		Robbery	9	11	Fraud	45	49
		Aggravated Assault	20	27	Embezzlement	0	1
		Burglary	24	33	Stolen Property	6	6
		Larceny/Theft	237	223	Vandalism	83	90
		Motor Vehicle Theft	16	53	Weapons	10	7
		Arson	1	0	Prostitution	3	0
	PART I TOTALS	311	356	Sex Offenses	4	1	
PART II OFFENSES		Ambulance Calls	71	49	Drug Abuse	85	36
		Deaths	4	5	Gambling	0	0
		Missing Persons	15	11	Family Offenses	41	60
		Suicides	0	0	DUI	24	5
		Suspicious Activity	22	32	Liquor Laws	8	3
		Traffic Accidents	136	67	Drunkenness	57	25
		All Other	332	284	Disorderly Conduct	27	15
		NON-UCR TOTALS	580	448	All Other Offenses	306	234
		PART I OFFENSES	311	356	Curfew/Loitering	0	0
TOTALS		PART II OFFENSES	828	652	Runaway	7	3
		NON-UCR OFFENSES	580	448	PART II TOTALS	828	652
		TOTAL	1719	1456			

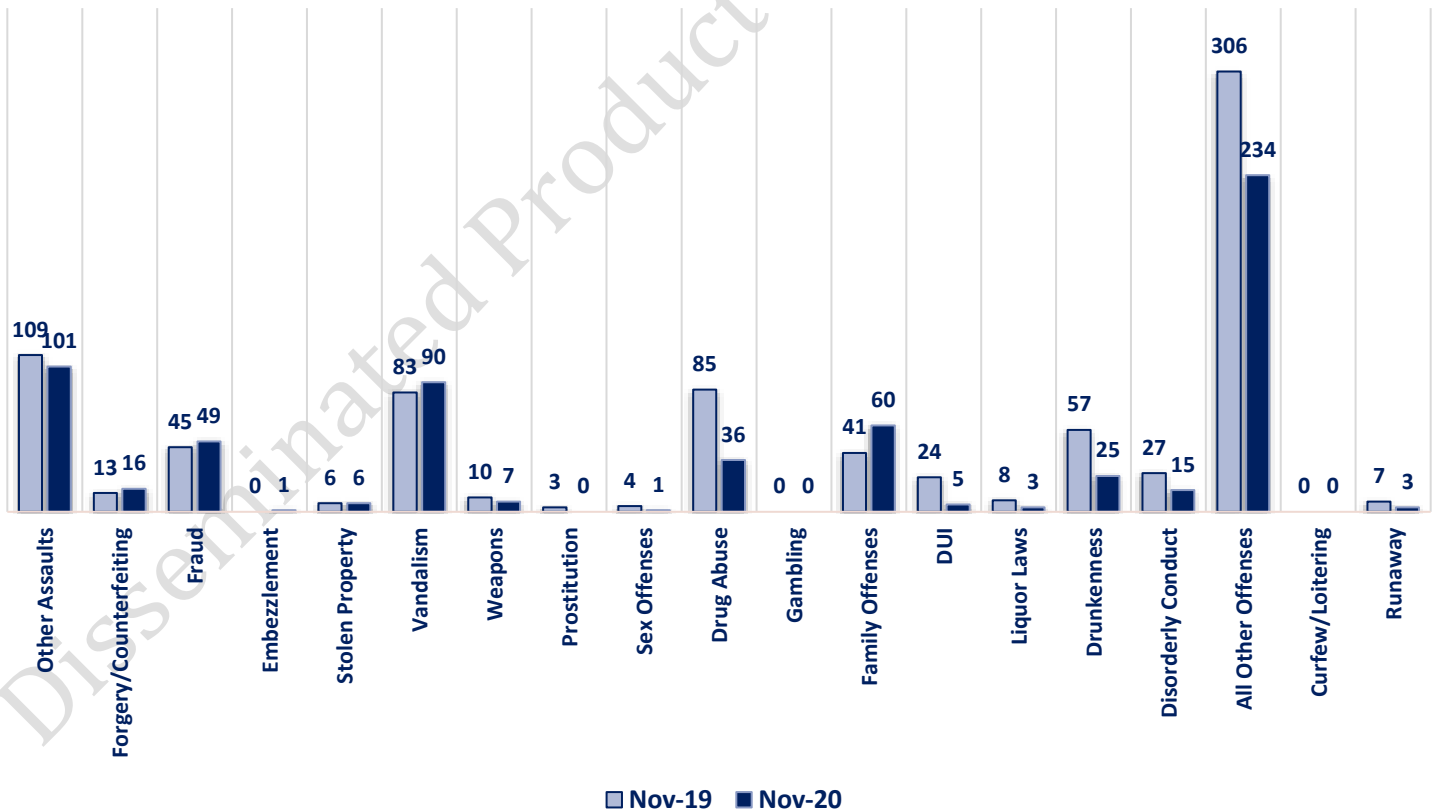
NOVEMBER 2020- PART I & II OFFENSE PERCENTAGES



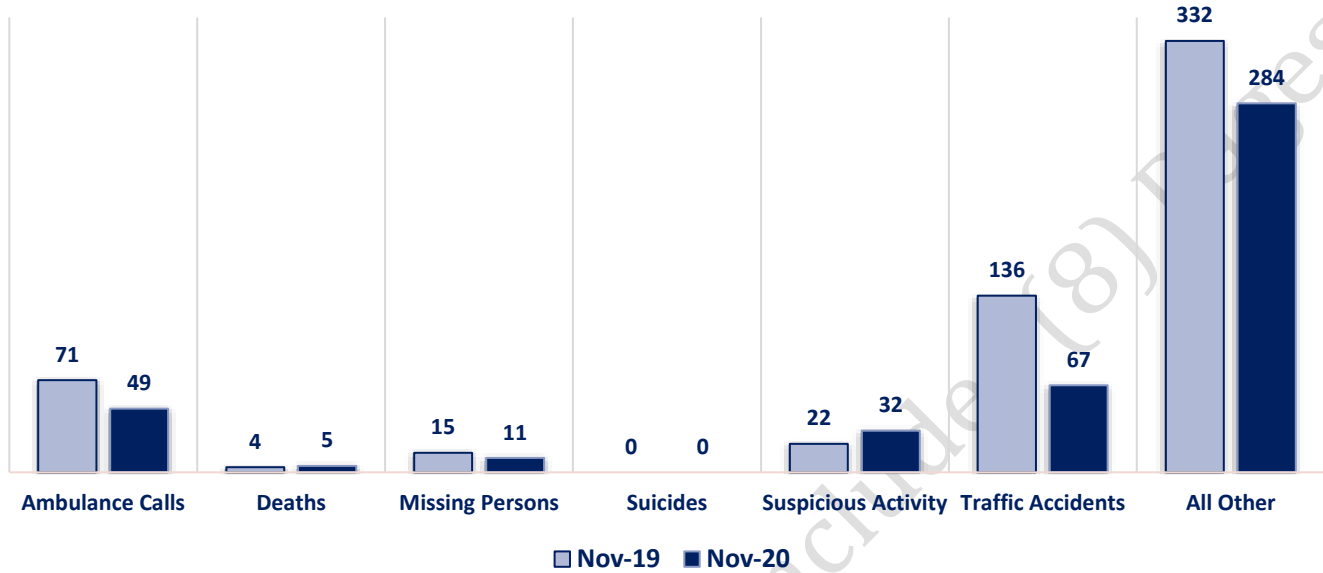
Part I Offenses



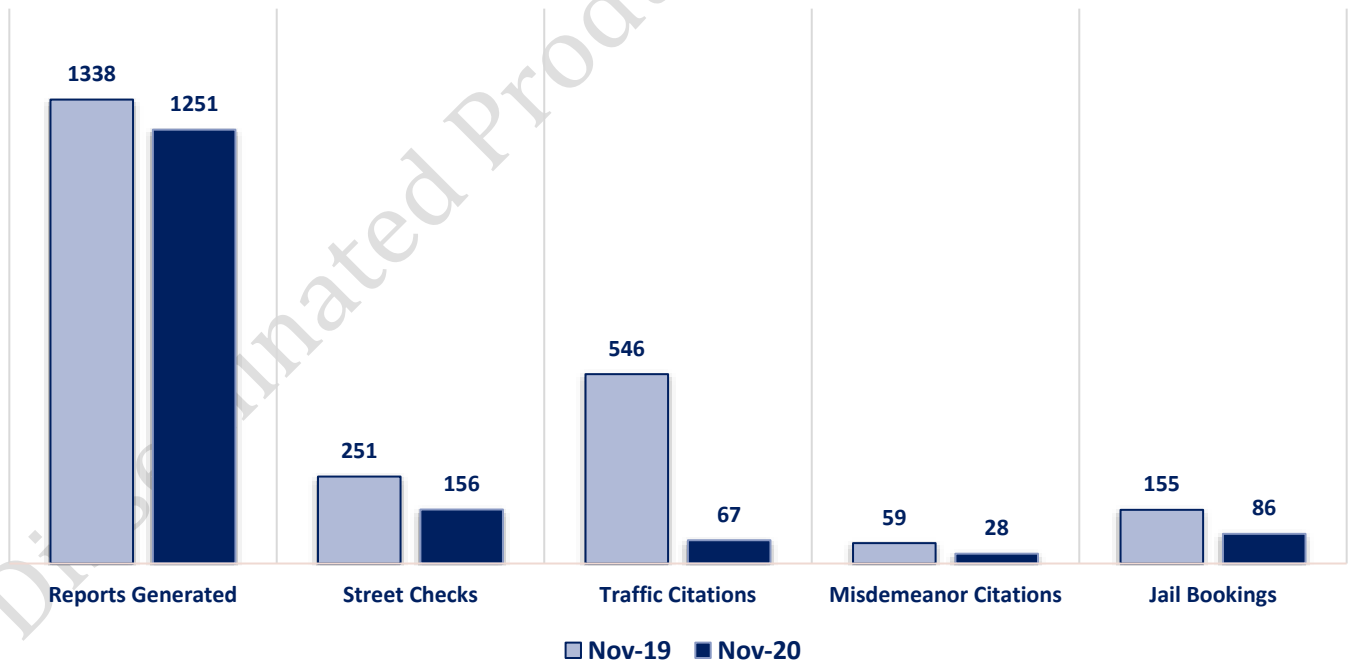
Part II Offenses



Non-UCR Offenses

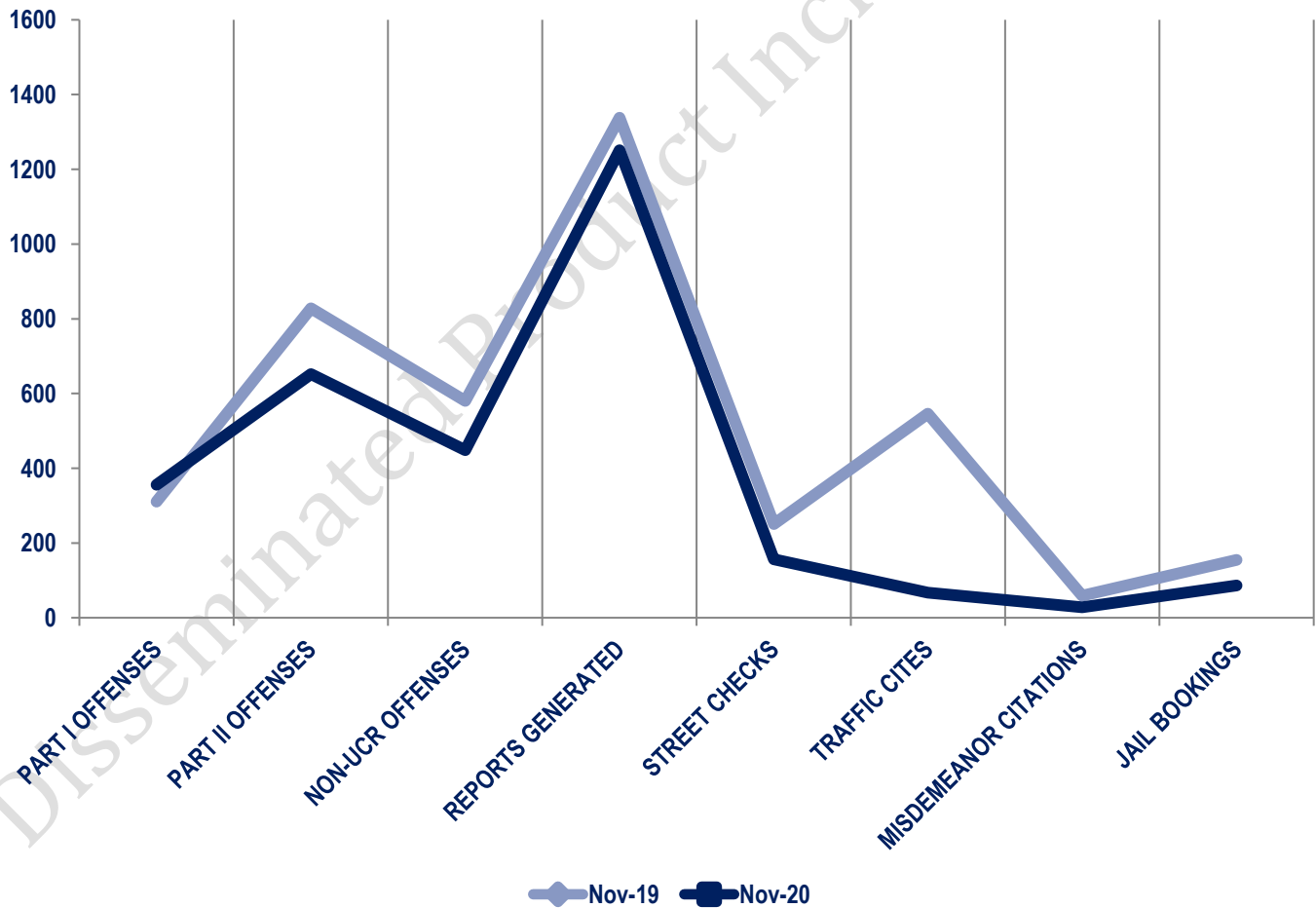


Other Event Totals



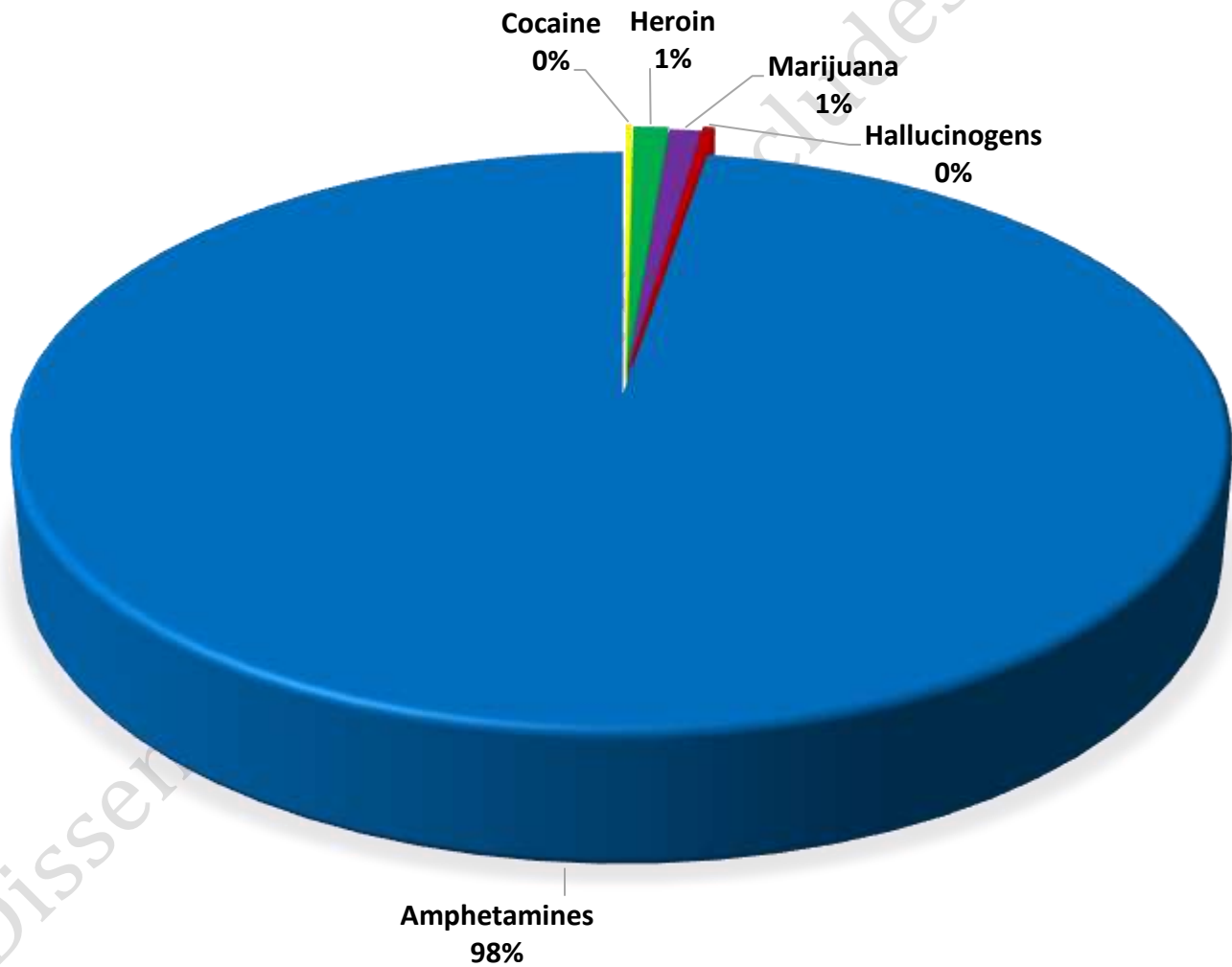
Combined Offense/Event Trends

	NOV 2019	NOV 2020
Part I Offenses	311	356
Part II Offenses	828	652
NonUCR Offenses	580	448
Reports Generated	1338	1251
Street Checks	251	156
Traffic Citations	546	67
Misdemeanor Citations	59	28
Jail Bookings	155	86



Seized Drugs

TYPE	DOSES	STREET VALUE
Cocaine	47.0	\$ 470.00
Heroin	248.0	\$ 2,480.00
Marijuana	221.1	\$ 1,326.86
Hallucinogens	79.1	\$ 158.16
Amphetamines	22286.0	\$ 222,860.00
TOTAL	22881.2	\$ 227,295.02



Part I & II Offenses - One Year

