



CITY COUNCIL DISTRICT #5 MONTHLY OFFENSE SUMMARY

November 2020

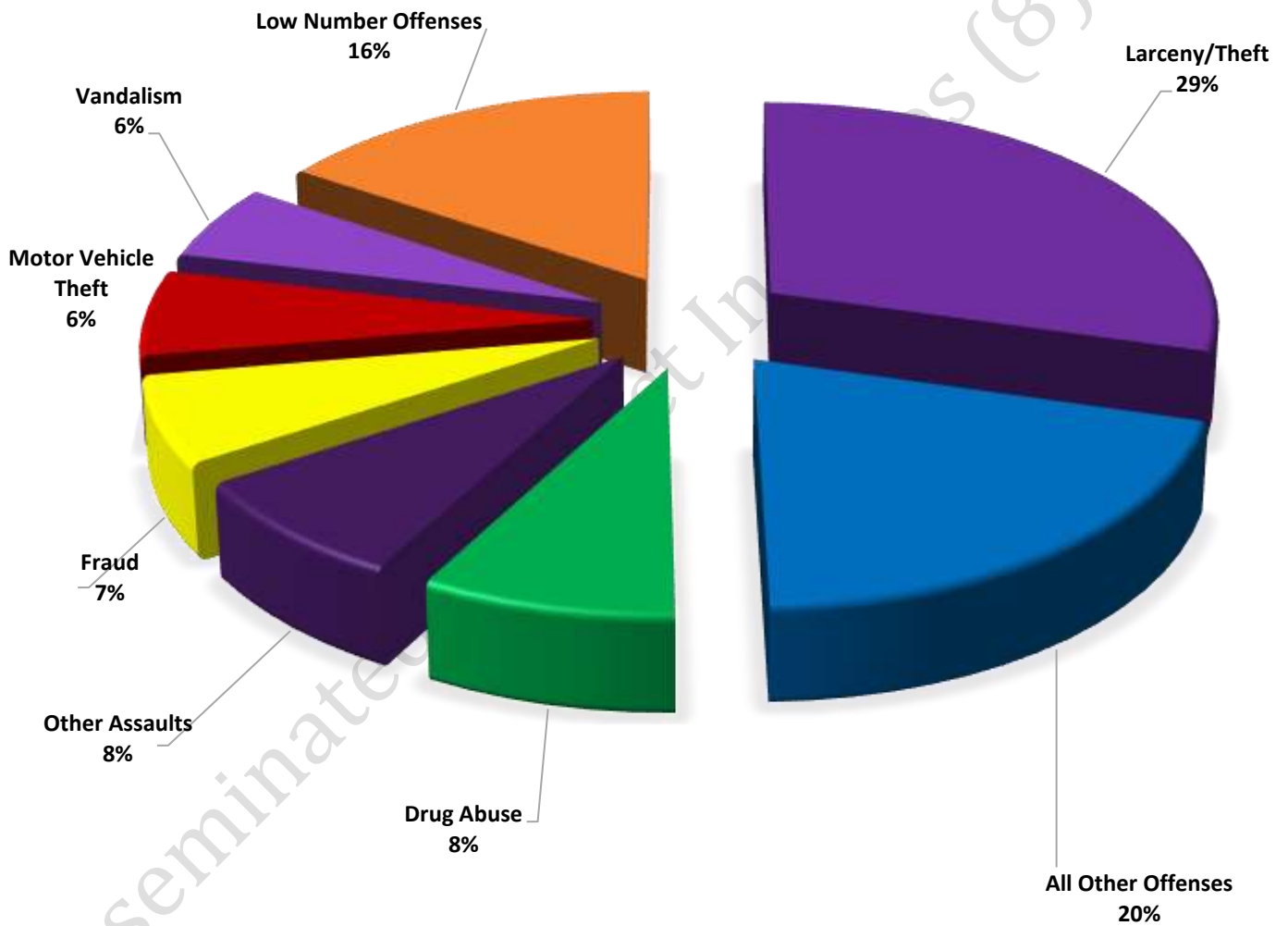
These figures represent preliminary counts of original Police Incident Reports and include all offenses within the above listed City Council District only. Full statistical analysis to determine the confidence level of this data has not been performed. The results contained herein are approximate in relation to the listed area and may not fully coincide with data shown in other areas of SLCPD's Crime Statistics page such as Calls for Service, Crimes Trending, and Crime Reports due to and reflective of departmental procedures that were in place at the time the event occurred and the date this data was compiled. Results displayed are not distinguished as attempted or completed crimes, do not include other calls for police service, and only represent police service where a report was made. Police Incident Reports are classified by primary offense categories as defined by the Uniform Crime Reporting (UCR) system, however for this report all offenses are included, and each incident may have more than one offense listed on it. In cases where there is more than one offense listed, all offenses are counted individually. Although every reasonable verification effort is made, the accuracy of any data is subject to the constraints of the report generation process as well as the manner, format, and point in time of any query.

-
- PART I OFFENSES:** Chosen by the FBI as Part I Offenses because they are serious crimes that occur with regularity in all areas of the country and are likely to be reported to Police.
- PART II OFFENSES:** All other crimes other than the eight Part I Offenses. The Uniform Crime Reporting Program gathers only arrest data for Part II Offenses, however, SLCPD results displayed in this document display all Part II Offenses, regardless of the presence of arrest data.
- ALL OTHER OFFENSES:** Under the Part II Offense section, 'All Other Offenses' include Peeping Tom, Trespass, Kidnap/Abduction, Pornography, Extortion/Blackmail, Bribery, Warrants, Sexual Offenses, Obstruction, Public Peace, and Hit & Run.
- NON-UCR OFFENSES:** Non-UCR Offenses include reports for all other offenses not classified as a Part I or Part II Offense. Results displayed separate some of these offenses such as Ambulance Calls, Deaths, Missing Persons, Suicides, Suspicious Activity, and Traffic Accidents.
- ALL OTHER NON-UCR:** Under the Non-UCR category, 'All Other' include the remainder of offenses not classified as Part I or Part II and not separated from the Non-UCR Offenses. These include things such as Loud Parties, Barking Dogs, Mentally Ill Subjects, Citizen Assistance, etc.
- LOW NUMBER OFFENSES:** On page two, in the interest of space and allowing for easier viewing, the category titled 'Low Number Offenses' include Part I and Part II Offenses from page one that have totals under the amount of 37.

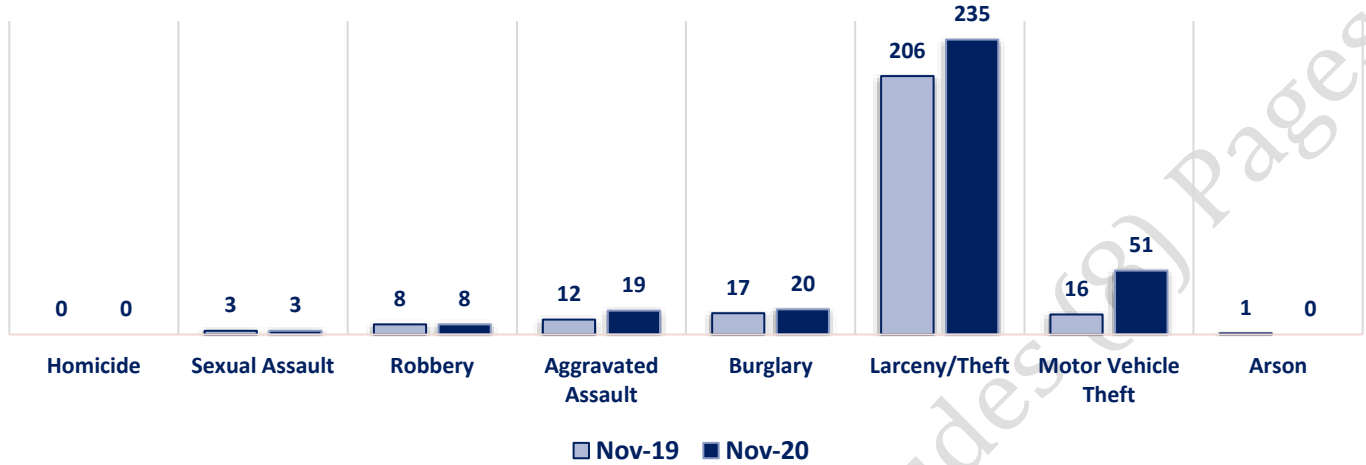
Offenses

		NOV 19	NOV 20			NOV 19	NOV 20
PART I OFFENSES	VIOLENT	Homicide	0	0	Other Assaults	56	63
		Sexual Assault	3	3	Forgery/Counterfeit	5	4
		Robbery	8	8	Fraud	32	52
		Aggravated Assault	12	19	Embezzlement	4	0
		Burglary	17	20	Stolen Property	7	5
	PROPERTY	Larceny/Theft	206	235	Vandalism	56	45
		Motor Vehicle Theft	16	51	Weapons	5	4
		Arson	1	0	Prostitution	8	1
		PART I TOTALS	263	336	Sex Offenses	2	2
NON-UCR OFFENSES	Ambulance Calls	21	29	Drug Abuse	70	66	
	Deaths	3	6	Gambling	0	0	
	Missing Persons	4	4	Family Offenses	32	37	
	Suicides	1	0	DUI	8	7	
	Suspicious Activity	24	20	Liquor Laws	1	0	
	Traffic Accidents	73	47	Drunkenness	9	6	
	All Other	182	181	Disorderly Conduct	11	7	
	NON-UCR TOTALS	308	287	All Other Offenses	188	162	
	PART I OFFENSES	263	336	Curfew/Loitering	0	0	
	PART II OFFENSES	505	463	Runaway	11	2	
TOTALS	NON-UCR OFFENSES	308	287	PART II TOTALS	505	463	
	TOTAL	1076	1086				

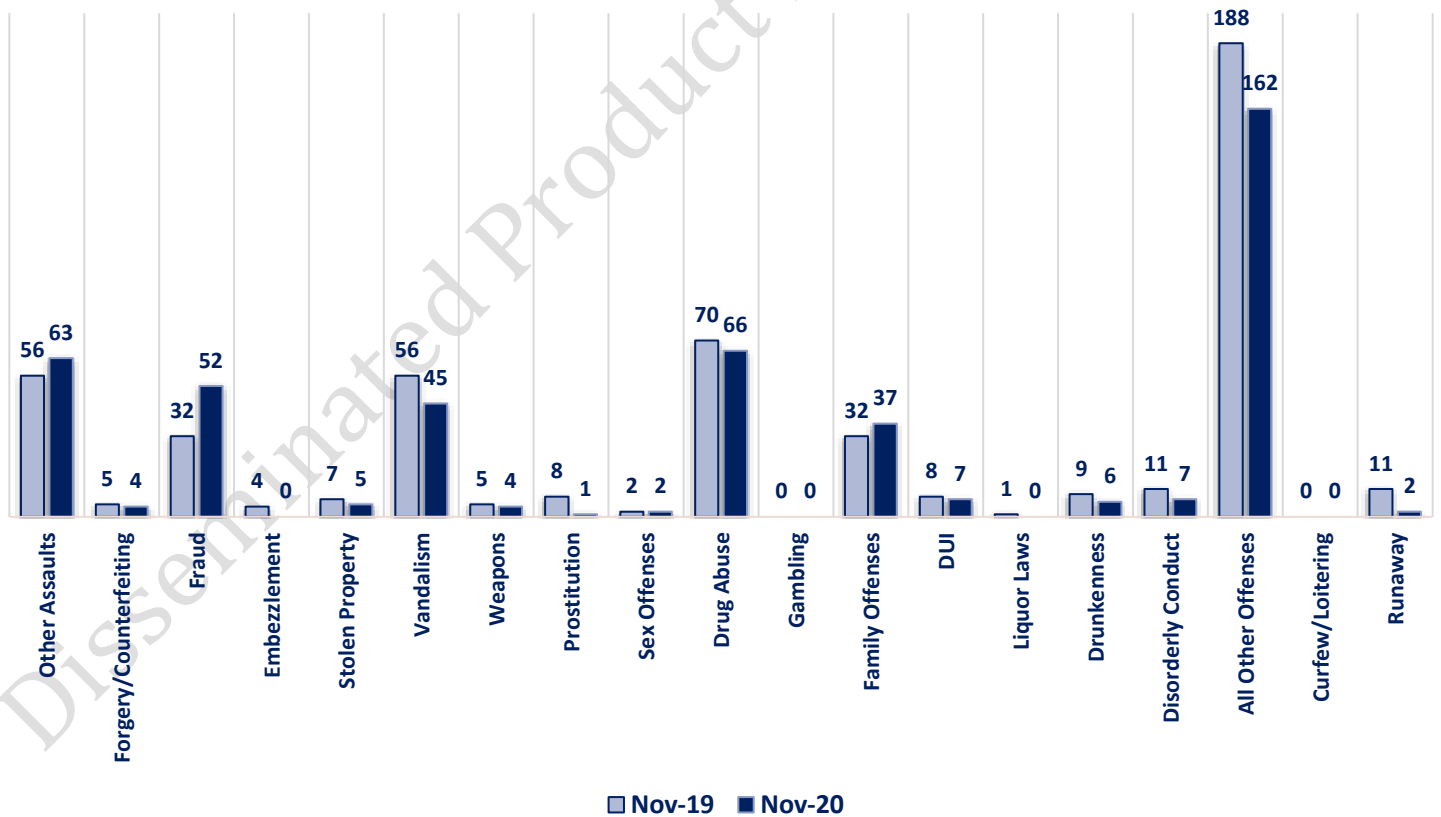
NOVEMBER 2020- PART I & II OFFENSE PERCENTAGES



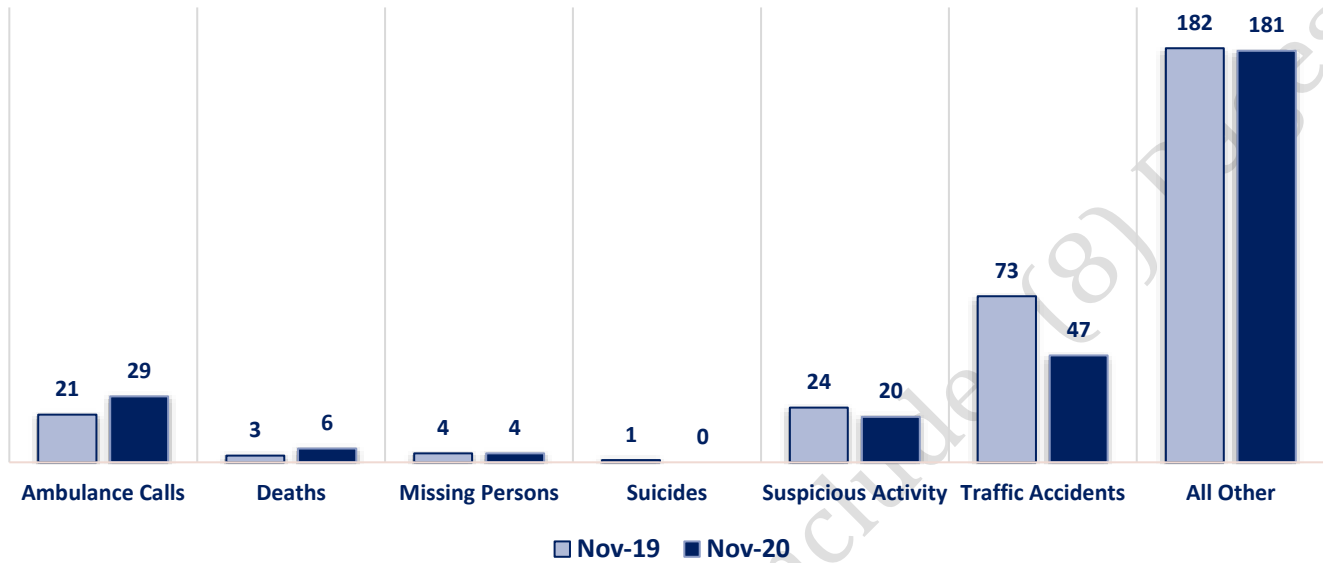
Part I Offenses



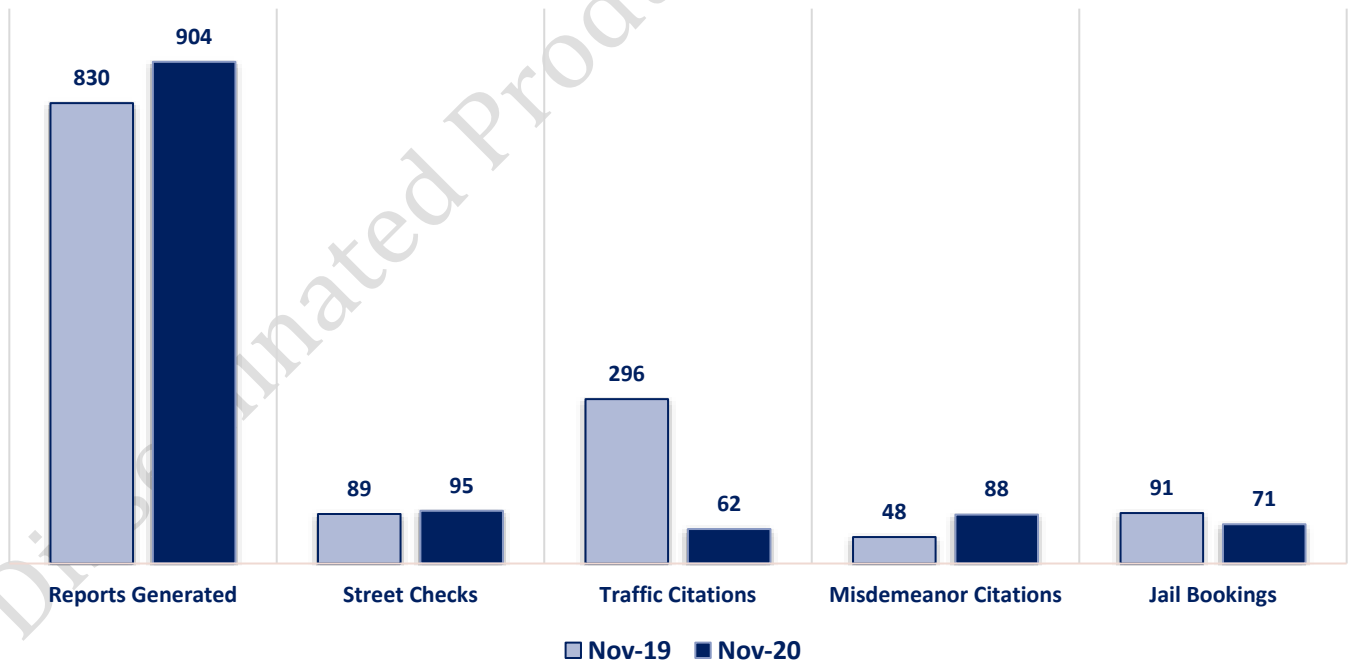
Part II Offenses



Non-UCR Offenses

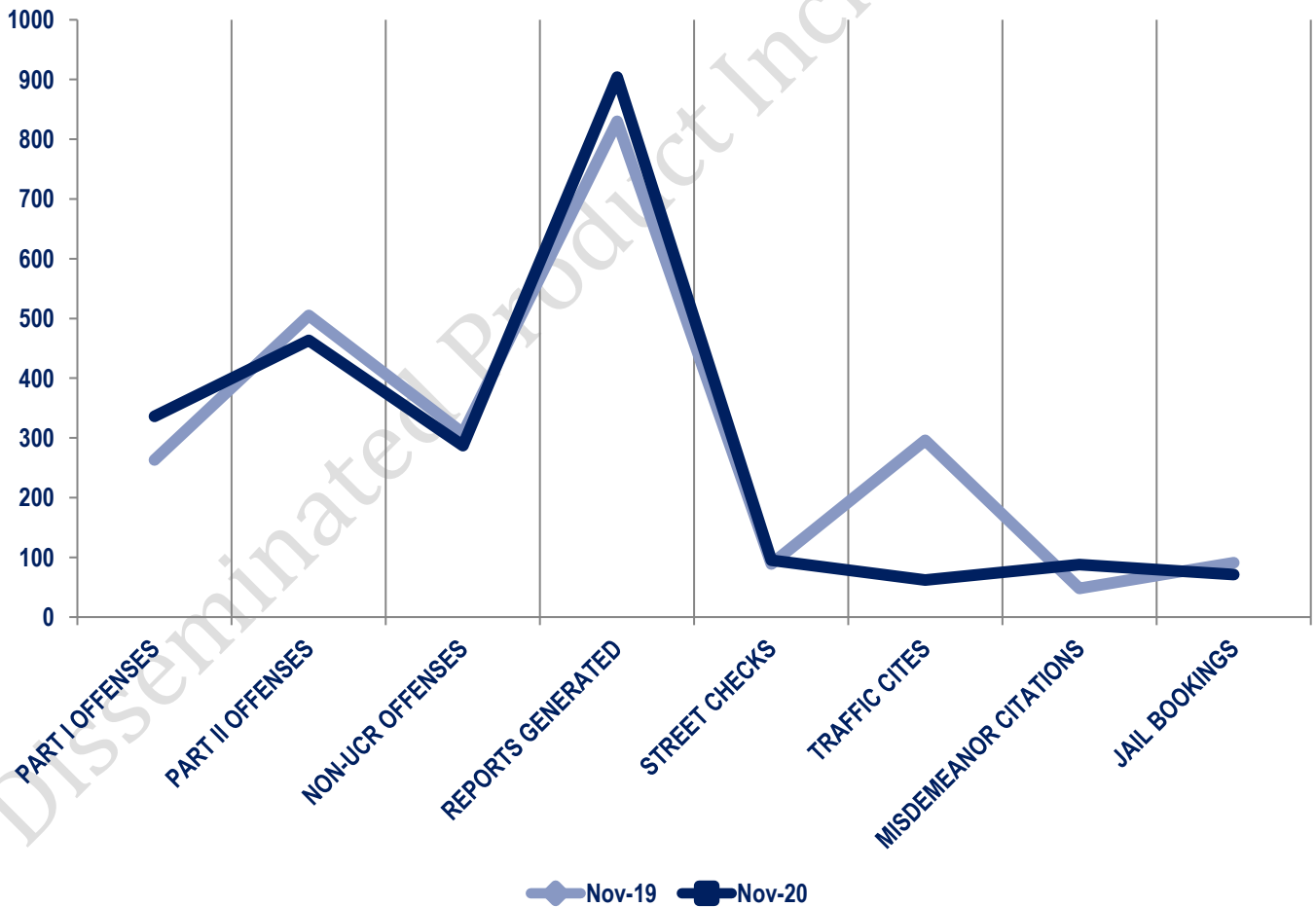


Other Event Totals



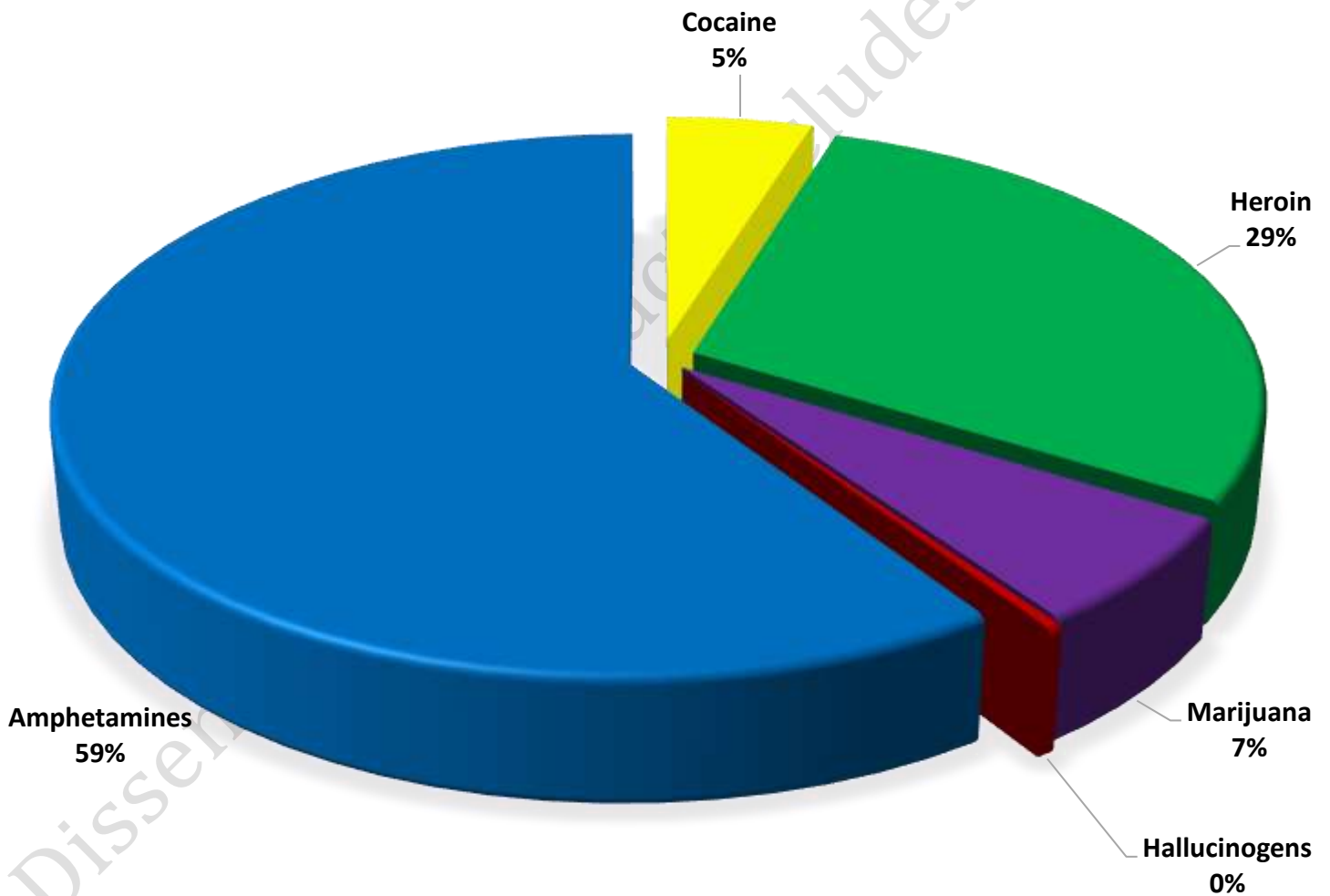
Combined Offense/Event Trends

	NOV 2019	NOV 2020
Part I Offenses	263	336
Part II Offenses	505	463
NonUCR Offenses	308	287
Reports Generated	830	904
Street Checks	89	95
Traffic Citations	296	62
Misdemeanor Citations	48	88
Jail Bookings	91	71



Seized Drugs

TYPE	DOSES	STREET VALUE	
Cocaine	64.0	\$	640.00
Heroin	384.0	\$	3,840.00
Marijuana	86.5	\$	518.75
Hallucinogens	4.6	\$	9.17
Amphetamines	787.0	\$	7,870.00
TOTAL	1326.0	\$	12,877.92



Part I & II Offenses - One Year

