



CITY COUNCIL DISTRICT #7 MONTHLY OFFENSE SUMMARY

November 2020

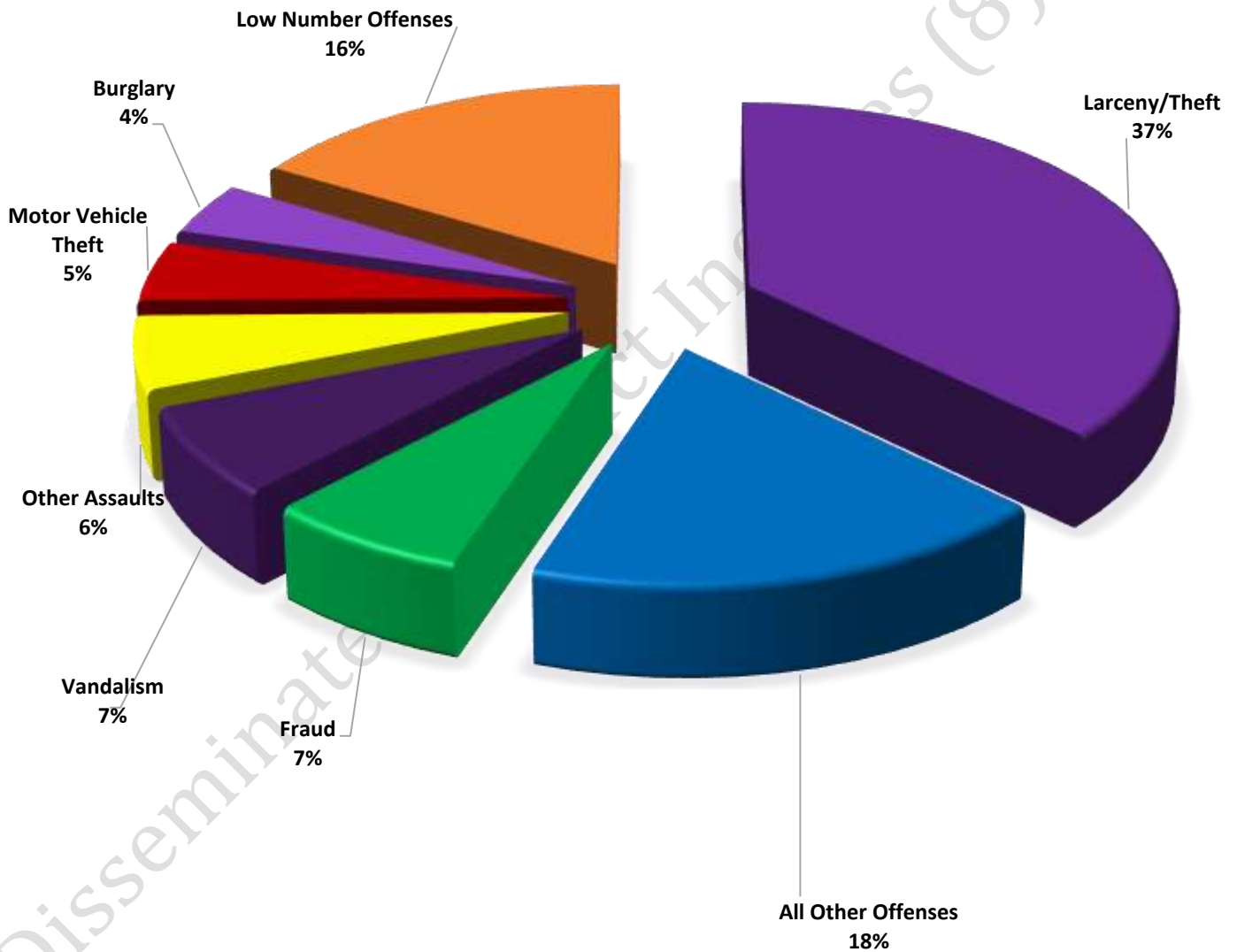
These figures represent preliminary counts of original Police Incident Reports and include all offenses within the above listed City Council District only. Full statistical analysis to determine the confidence level of this data has not been performed. The results contained herein are approximate in relation to the listed area and may not fully coincide with data shown in other areas of SLCPD's Crime Statistics page such as Calls for Service, Crimes Trending, and Crime Reports due to and reflective of departmental procedures that were in place at the time the event occurred and the date this data was compiled. Results displayed are not distinguished as attempted or completed crimes, do not include other calls for police service, and only represent police service where a report was made. Police Incident Reports are classified by primary offense categories as defined by the Uniform Crime Reporting (UCR) system, however for this report all offenses are included, and each incident may have more than one offense listed on it. In cases where there is more than one offense listed, all offenses are counted individually. Although every reasonable verification effort is made, the accuracy of any data is subject to the constraints of the report generation process as well as the manner, format, and point in time of any query.

-
- PART I OFFENSES:** Chosen by the FBI as Part I Offenses because they are serious crimes that occur with regularity in all areas of the country and are likely to be reported to Police.
- PART II OFFENSES:** All other crimes other than the eight Part I Offenses. The Uniform Crime Reporting Program gathers only arrest data for Part II Offenses, however, SLCPD results displayed in this document display all Part II Offenses, regardless of the presence of arrest data.
- ALL OTHER OFFENSES:** Under the Part II Offense section, 'All Other Offenses' include Peeping Tom, Trespass, Kidnap/Abduction, Pornography, Extortion/Blackmail, Bribery, Warrants, Sexual Offenses, Obstruction, Public Peace, and Hit & Run.
- NON-UCR OFFENSES:** Non-UCR Offenses include reports for all other offenses not classified as a Part I or Part II Offense. Results displayed separate some of these offenses such as Ambulance Calls, Deaths, Missing Persons, Suicides, Suspicious Activity, and Traffic Accidents.
- ALL OTHER NON-UCR:** Under the Non-UCR category, 'All Other' include the remainder of offenses not classified as Part I or Part II and not separated from the Non-UCR Offenses. These include things such as Loud Parties, Barking Dogs, Mentally Ill Subjects, Citizen Assistance, etc.
- LOW NUMBER OFFENSES:** On page two, in the interest of space and allowing for easier viewing, the category titled 'Low Number Offenses' include Part I and Part II Offenses from page one that have totals under the amount of 13.

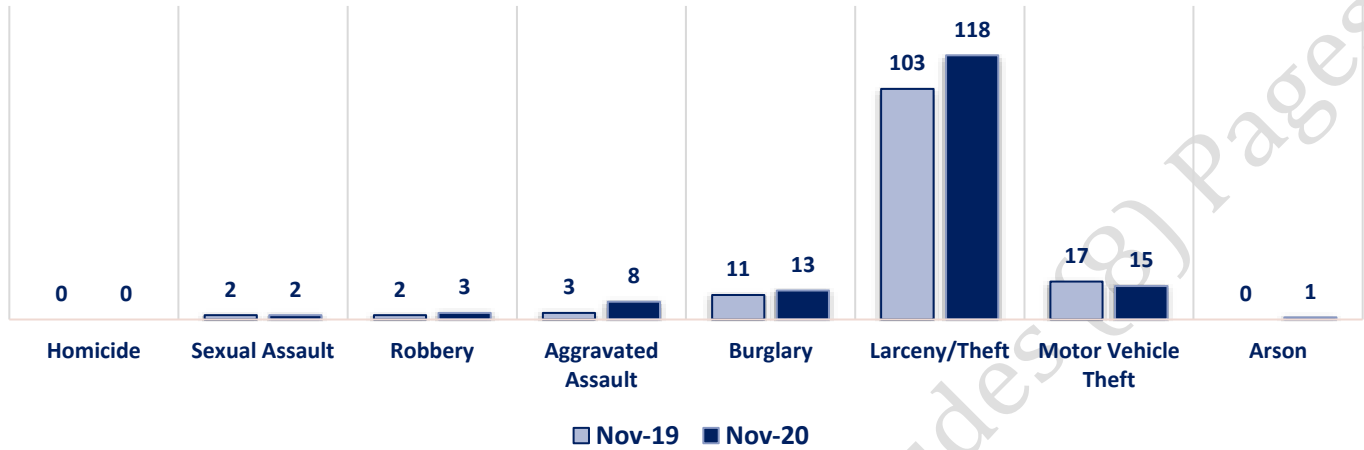
Offenses

		NOV 19	NOV 20			NOV 19	NOV 20
PART I OFFENSES	VIOLENT	Homicide	0	0	Other Assaults	15	18
		Sexual Assault	2	2	Forgery/Counterfeit	5	4
		Robbery	2	3	Fraud	20	22
		Aggravated Assault	3	8	Embezzlement	0	0
	PROPERTY	Burglary	11	13	Stolen Property	0	0
		Larceny/Theft	103	118	Vandalism	24	22
		Motor Vehicle Theft	17	15	Weapons	0	2
		Arson	0	1	Prostitution	0	0
		PART I TOTALS	138	160	Sex Offenses	2	0
NON-UCR OFFENSES	Ambulance Calls	4	8	Drug Abuse	17	8	
	Deaths	2	5	Gambling	0	0	
	Missing Persons	4	1	Family Offenses	11	13	
	Suicides	1	0	DUI	5	4	
	Suspicious Activity	12	9	Liquor Laws	1	0	
	Traffic Accidents	74	31	Drunkenness	2	3	
	All Other	89	58	Disorderly Conduct	2	2	
	NON-UCR TOTALS	186	112	All Other Offenses	80	57	
	PART I OFFENSES	138	160	Curfew/Loitering	0	0	
TOTALS	PART II OFFENSES	184	157	Runaway	0	2	
	NON-UCR OFFENSES	186	112	PART II TOTALS	184	157	
	TOTAL	508	429				

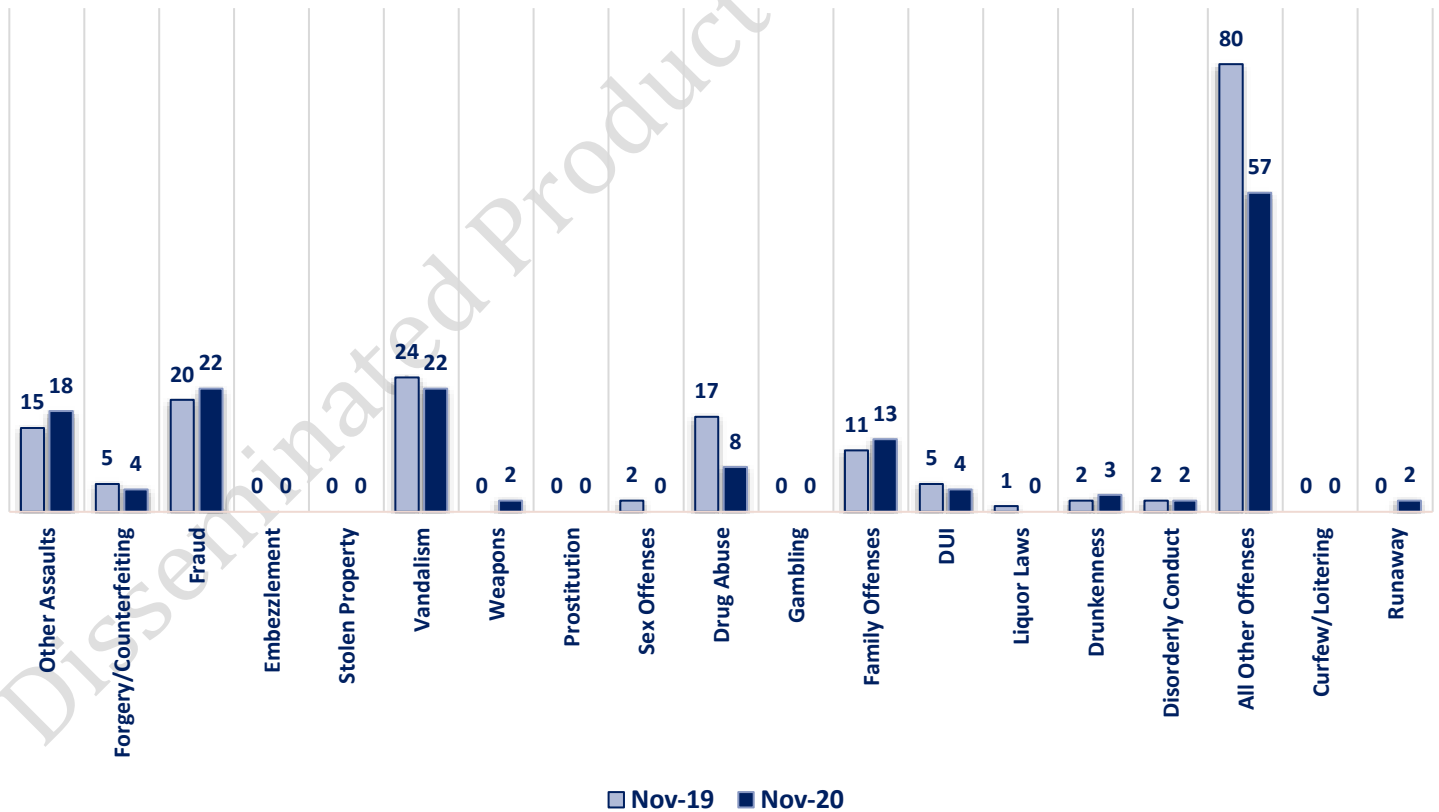
NOVEMBER 2020- PART I & II OFFENSE PERCENTAGES



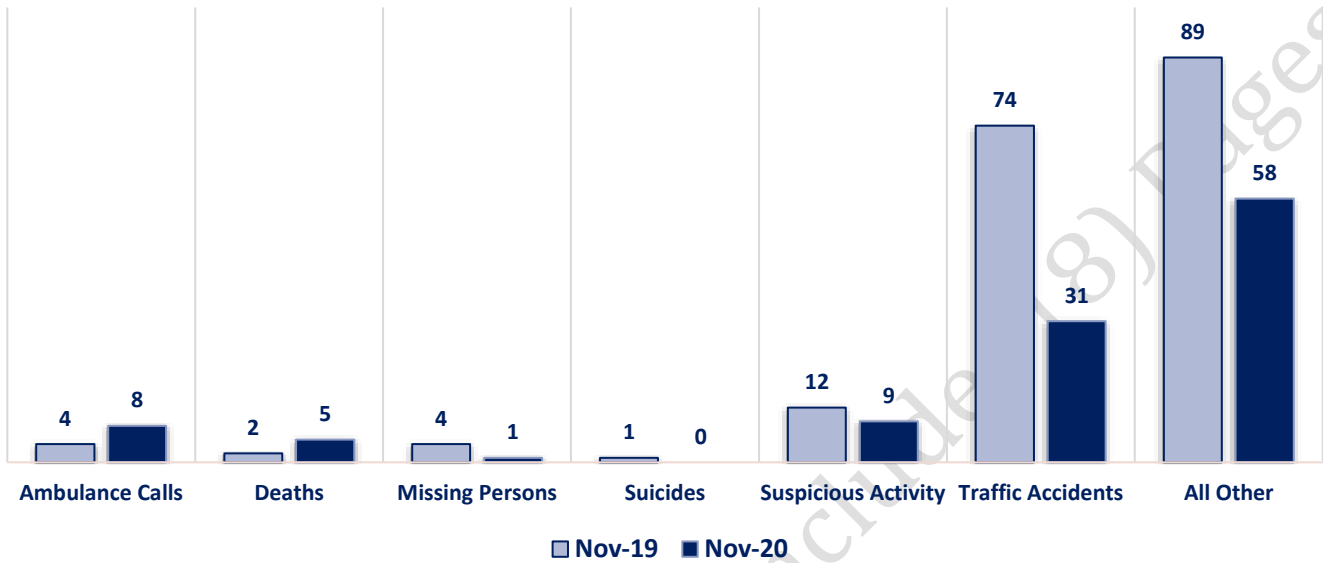
Part I Offenses



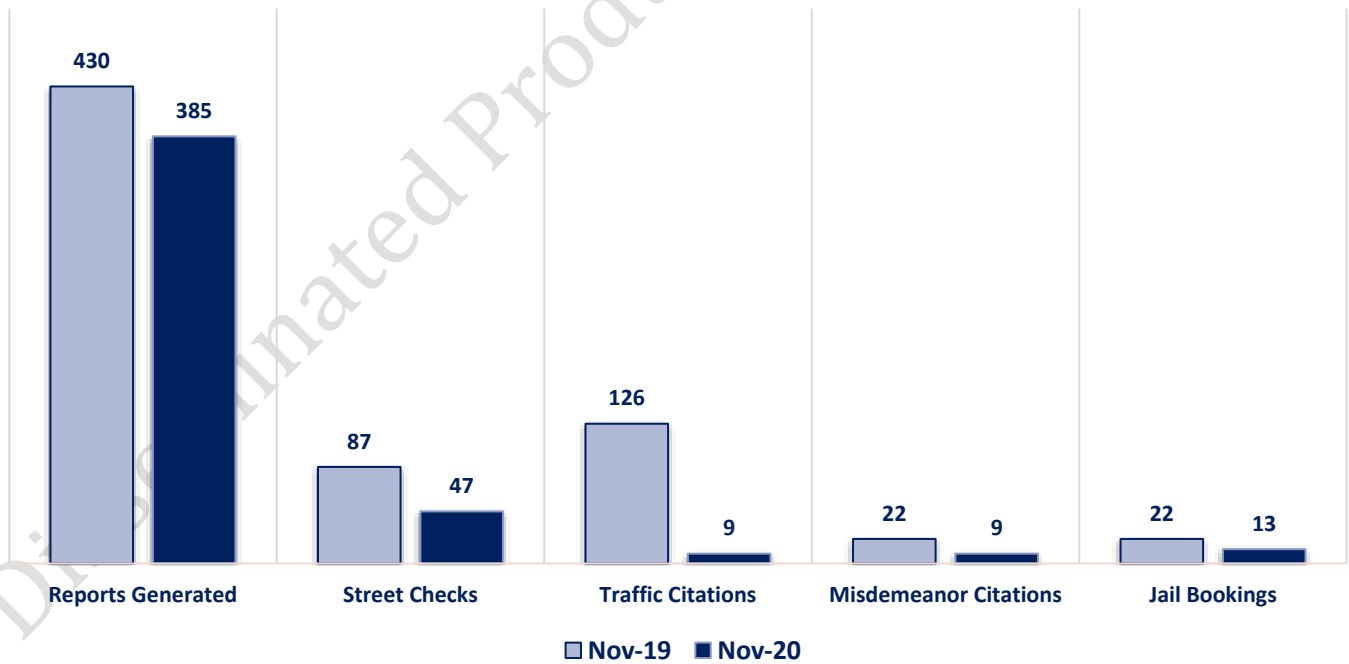
Part II Offenses



Non-UCR Offenses

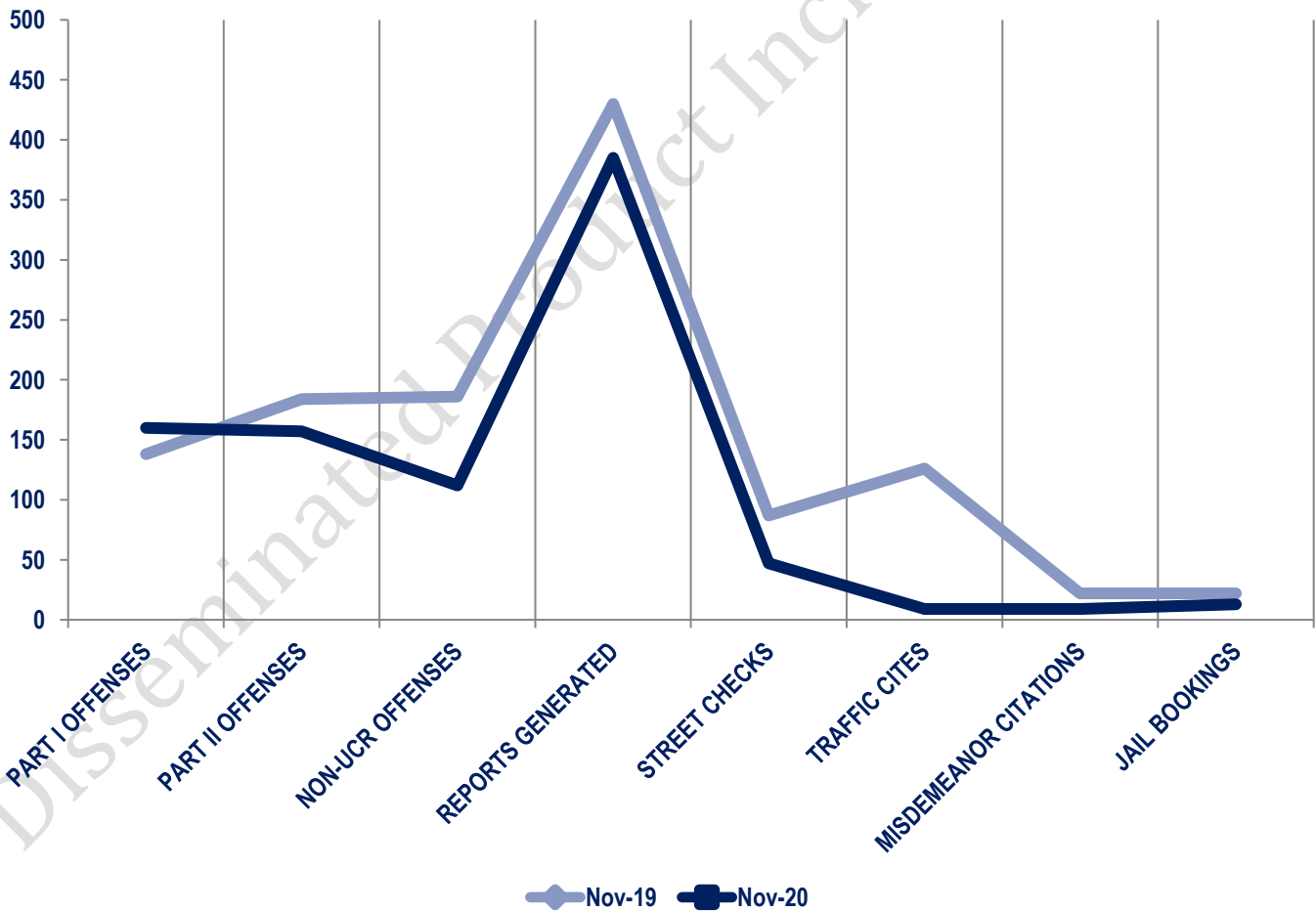


Other Event Totals



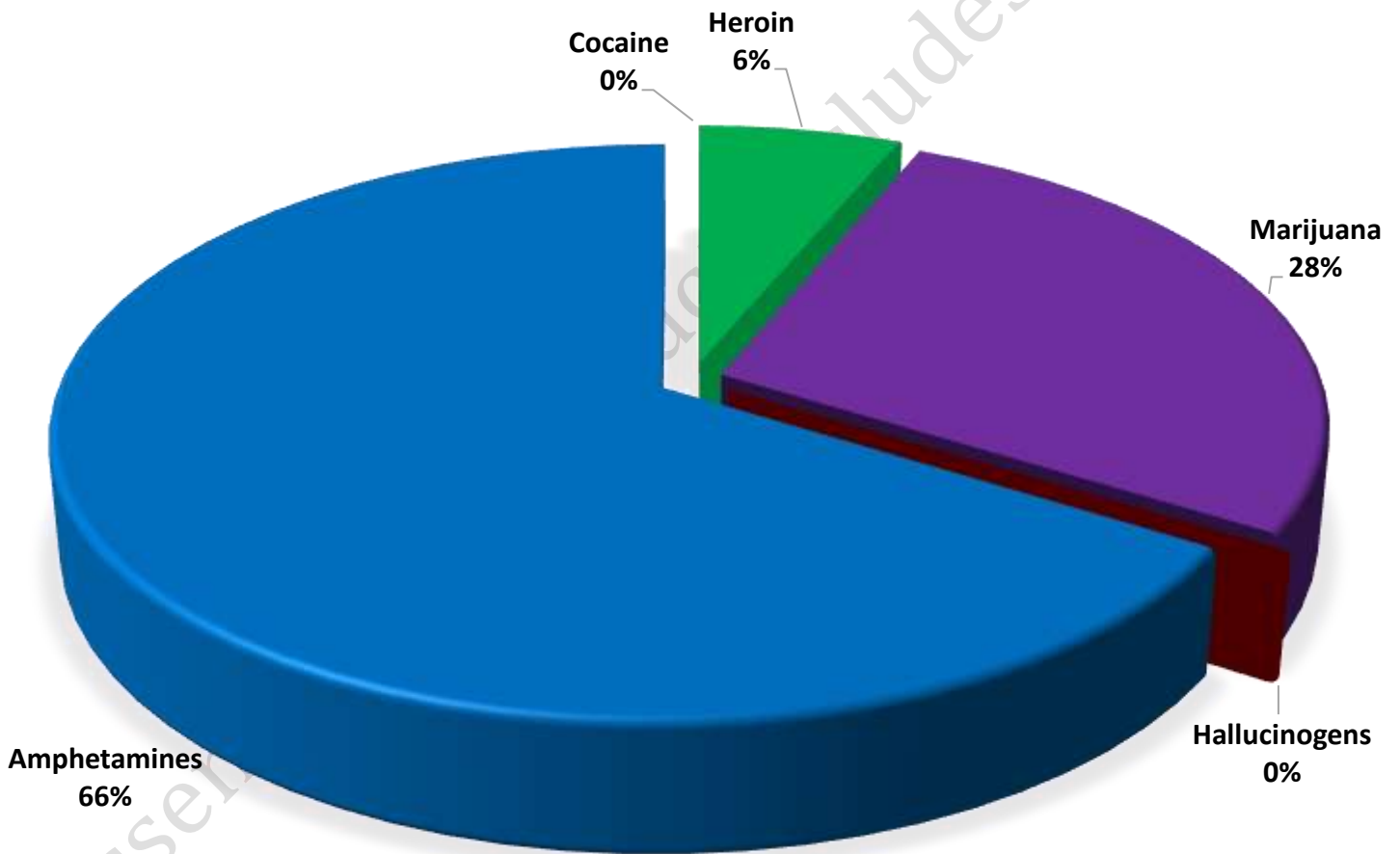
Combined Offense/Event Trends

	NOV 2019	NOV 2020
Part I Offenses	138	160
Part II Offenses	184	157
NonUCR Offenses	186	112
Reports Generated	430	385
Street Checks	87	47
Traffic Citations	126	9
Misdemeanor Citations	22	9
Jail Bookings	22	13



Seized Drugs

TYPE	DOSES	STREET VALUE
Cocaine	0.0	\$ -
Heroin	7.6	\$ 75.50
Marijuana	33.0	\$ 197.89
Hallucinogens	0.0	\$ -
Amphetamines	79.2	\$ 792.00
TOTAL	119.7	\$ 1,065.39



Part I & II Offenses - One Year

