



CITY COUNCIL DISTRICT #3 MONTHLY OFFENSE SUMMARY

December 2020

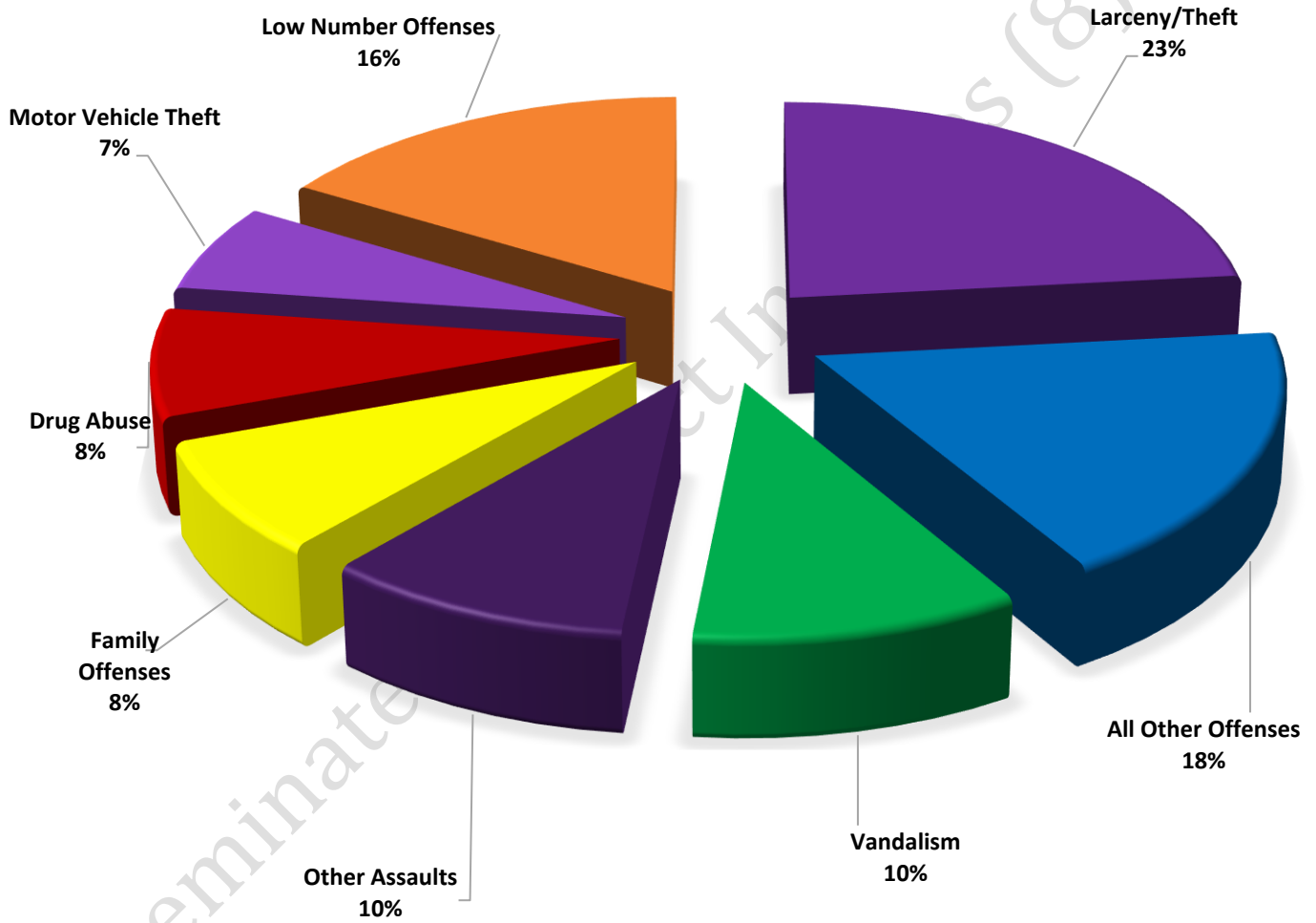
These figures represent preliminary counts of original Police Incident Reports and include all offenses within the above listed City Council District only. Full statistical analysis to determine the confidence level of this data has not been performed. The results contained herein are approximate in relation to the listed area and may not fully coincide with data shown in other areas of SLCPD's Crime Statistics page such as Calls for Service, Crimes Trending, and Crime Reports due to and reflective of departmental procedures that were in place at the time the event occurred and the date this data was compiled. Results displayed are not distinguished as attempted or completed crimes, do not include other calls for police service, and only represent police service where a report was made. Police Incident Reports are classified by primary offense categories as defined by the Uniform Crime Reporting (UCR) system, however for this report all offenses are included, and each incident may have more than one offense listed on it. In cases where there is more than one offense listed, all offenses are counted individually. Although every reasonable verification effort is made, the accuracy of any data is subject to the constraints of the report generation process as well as the manner, format, and point in time of any query.

-
- PART I OFFENSES:** Chosen by the FBI as Part I Offenses because they are serious crimes that occur with regularity in all areas of the country and are likely to be reported to Police.
- PART II OFFENSES:** All other crimes other than the eight Part I Offenses. The Uniform Crime Reporting Program gathers only arrest data for Part II Offenses, however, SLCPD results displayed in this document display all Part II Offenses, regardless of the presence of arrest data.
- ALL OTHER OFFENSES:** Under the Part II Offense section, 'All Other Offenses' include Peeping Tom, Trespass, Kidnap/Abduction, Pornography, Extortion/Blackmail, Bribery, Warrants, Sexual Offenses, Obstruction, Public Peace, and Hit & Run.
- NON-UCR OFFENSES:** Non-UCR Offenses include reports for all other offenses not classified as a Part I or Part II Offense. Results displayed separate some of these offenses such as Ambulance Calls, Deaths, Missing Persons, Suicides, Suspicious Activity, and Traffic Accidents.
- ALL OTHER NON-UCR:** Under the Non-UCR category, 'All Other' include the remainder of offenses not classified as Part I or Part II and not separated from the Non-UCR Offenses. These include things such as Loud Parties, Barking Dogs, Mentally Ill Subjects, Citizen Assistance, etc.
- LOW NUMBER OFFENSES:** On page two, in the interest of space and allowing for easier viewing, the category titled 'Low Number Offenses' include Part I and Part II Offenses from page one that have totals under the amount of 13.

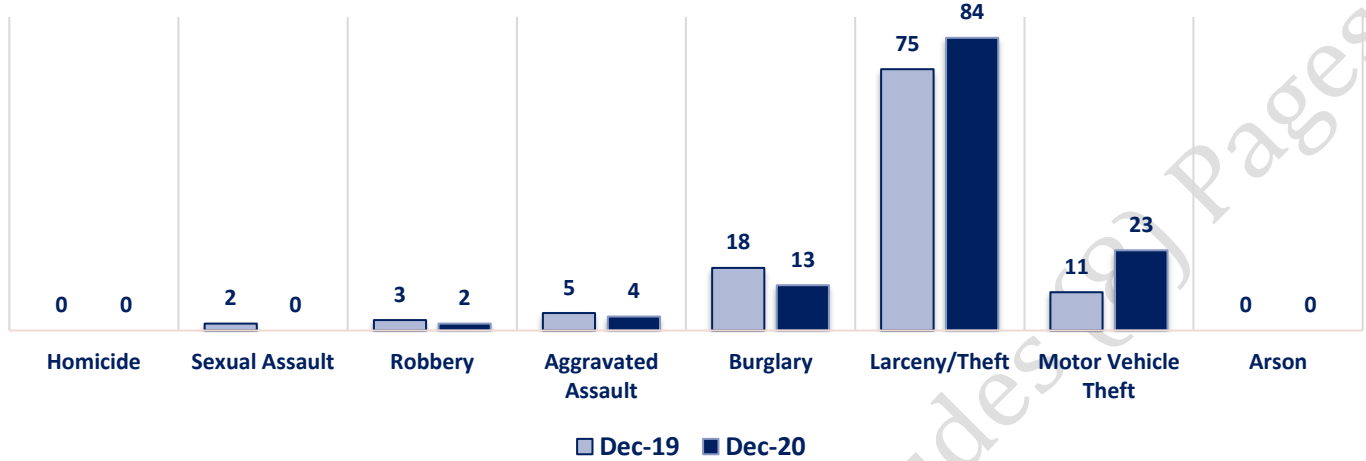
Offenses

		OFFENSE	DEC 19	DEC 20	OFFENSE	DEC 19	DEC 20	
PART I OFFENSES	VIOLENT	Homicide	0	0	Other Assaults	30	35	
		Sexual Assault	2	0	Forgery/Counterfeit	5	0	
		Robbery	3	2	Fraud	12	13	
	PROPERTY	Aggravated Assault	5	4	Embezzlement	0	0	
		Burglary	18	13	Stolen Property	1	6	
		Larceny/Theft	75	84	Vandalism	56	37	
		Motor Vehicle Theft	11	23	Weapons	5	1	
		Arson	0	0	Prostitution	0	0	
	PART I TOTALS		114	126	Sex Offenses	2	1	
NON-UCR OFFENSES	Ambulance Calls	10	8	Drug Abuse	20	28		
	Deaths	5	5	Gambling	0	0		
	Missing Persons	1	5	Family Offenses	20	29		
	Suicides	0	1	DUI	3	6		
	Suspicious Activity	16	15	Liquor Laws	2	2		
	Traffic Accidents	36	31	Drunkenness	4	5		
	All Other	111	88	Disorderly Conduct	7	4		
	NON-UCR TOTALS		179	153	All Other Offenses	54	65	
	PART I OFFENSES		114	126	Curfew/Loitering	0	0	
TOTALS	PART II OFFENSES		222	234	Runaway	1	2	
	NON-UCR OFFENSES		179	153	PART II TOTALS		222	234
	TOTAL		515	513				

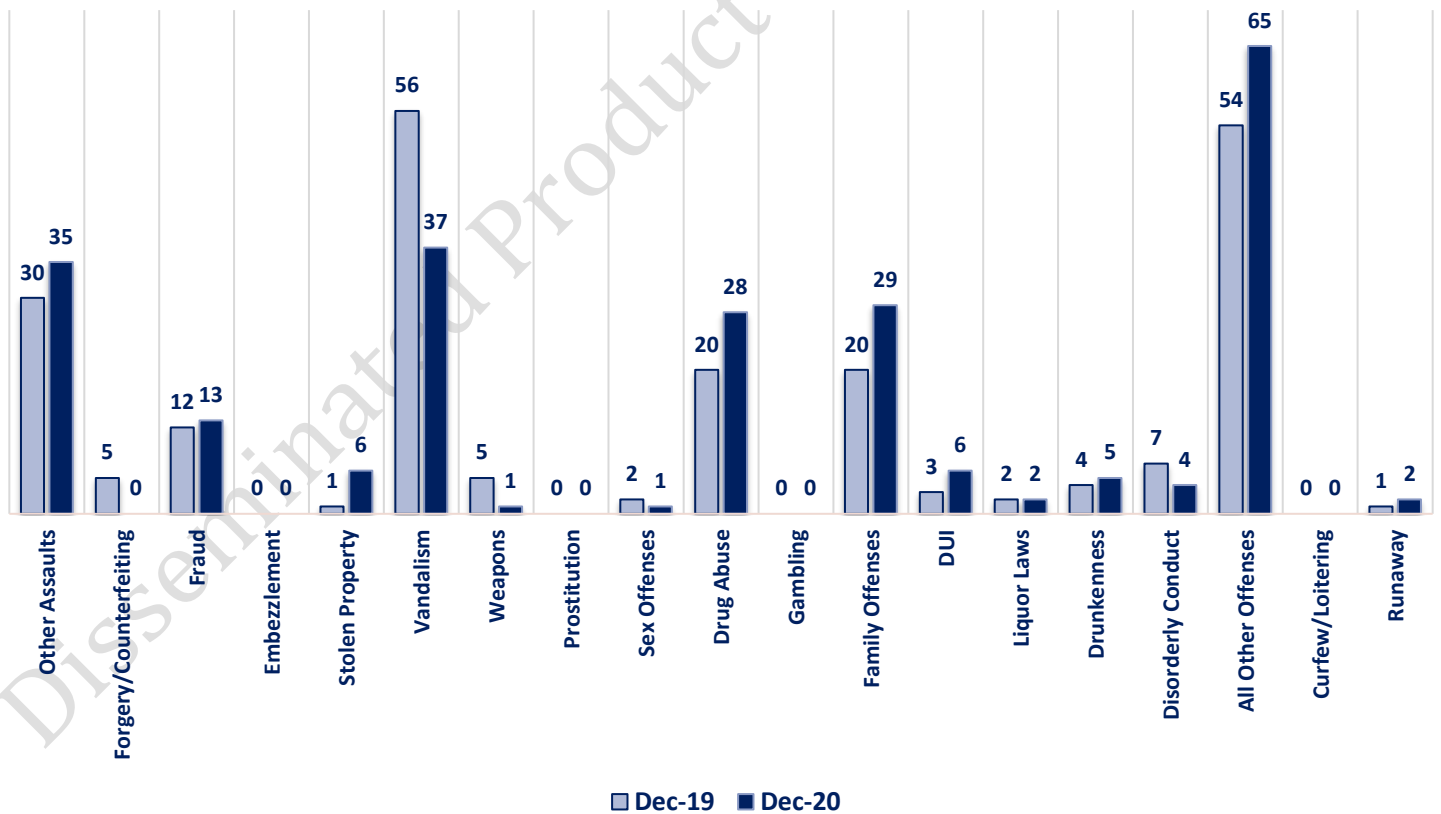
DECEMBER 2020- PART I & II OFFENSE PERCENTAGES



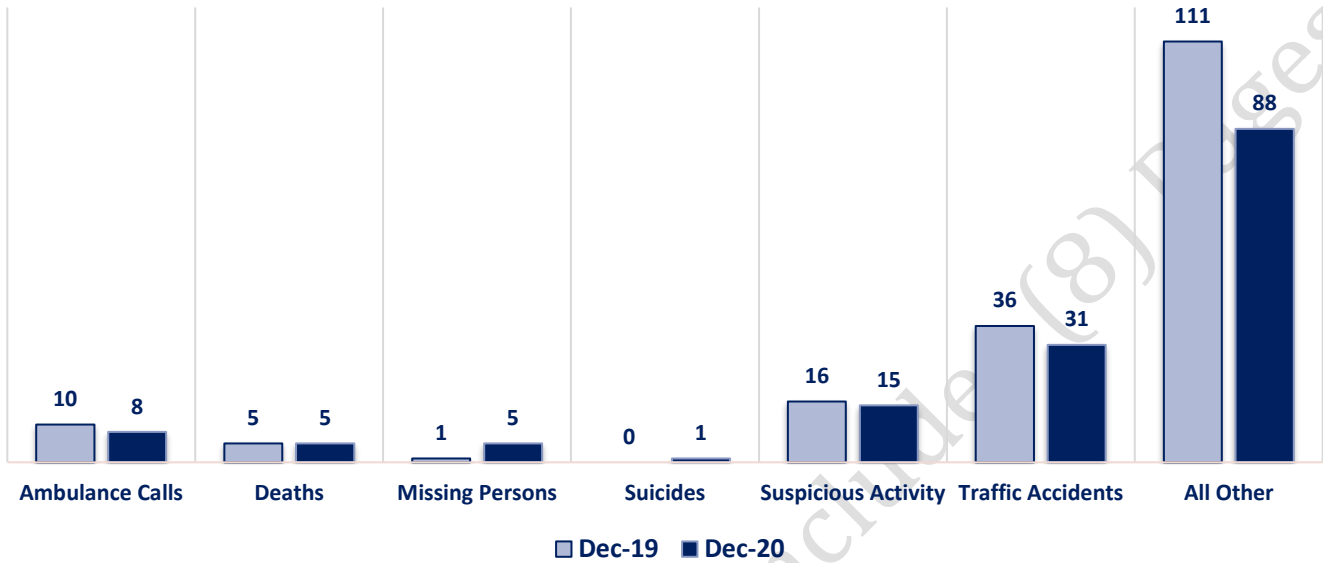
Part I Offenses



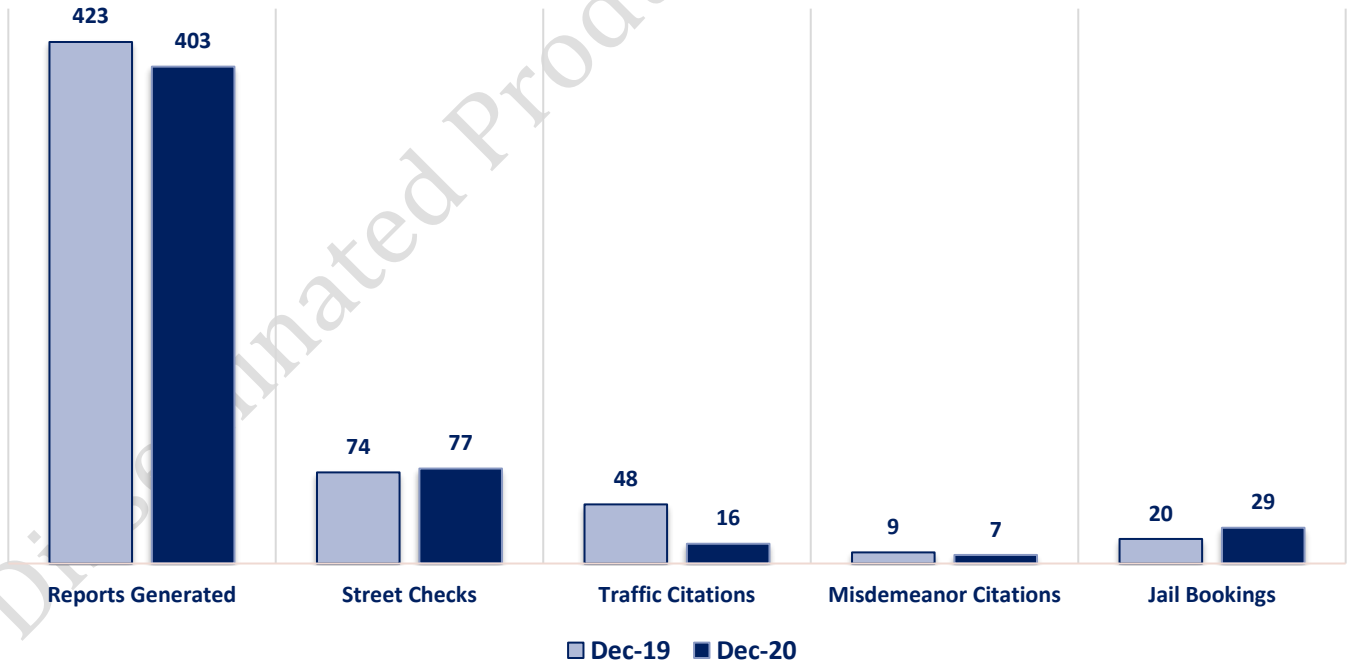
Part II Offenses



Non-UCR Offenses

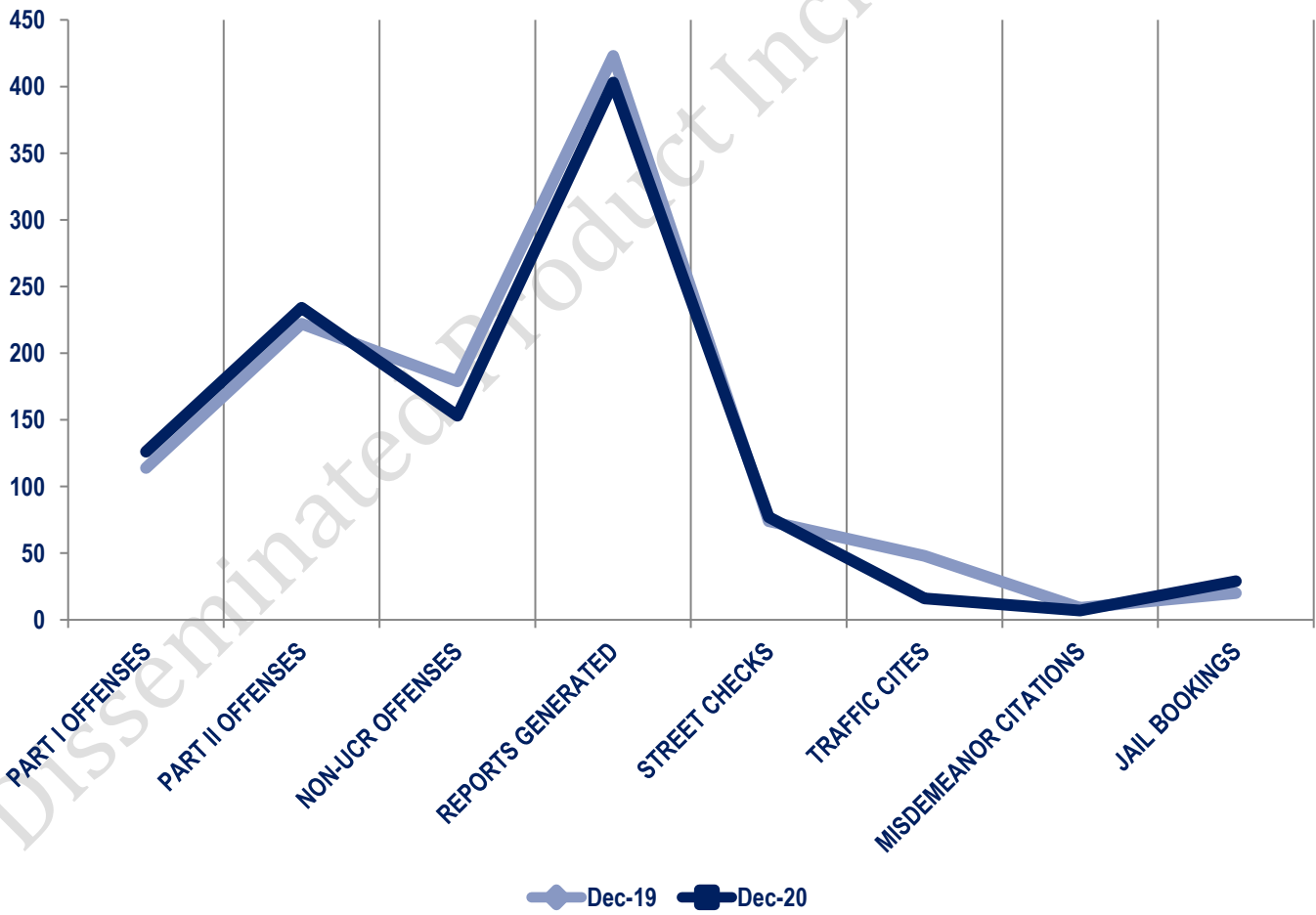


Other Event Totals



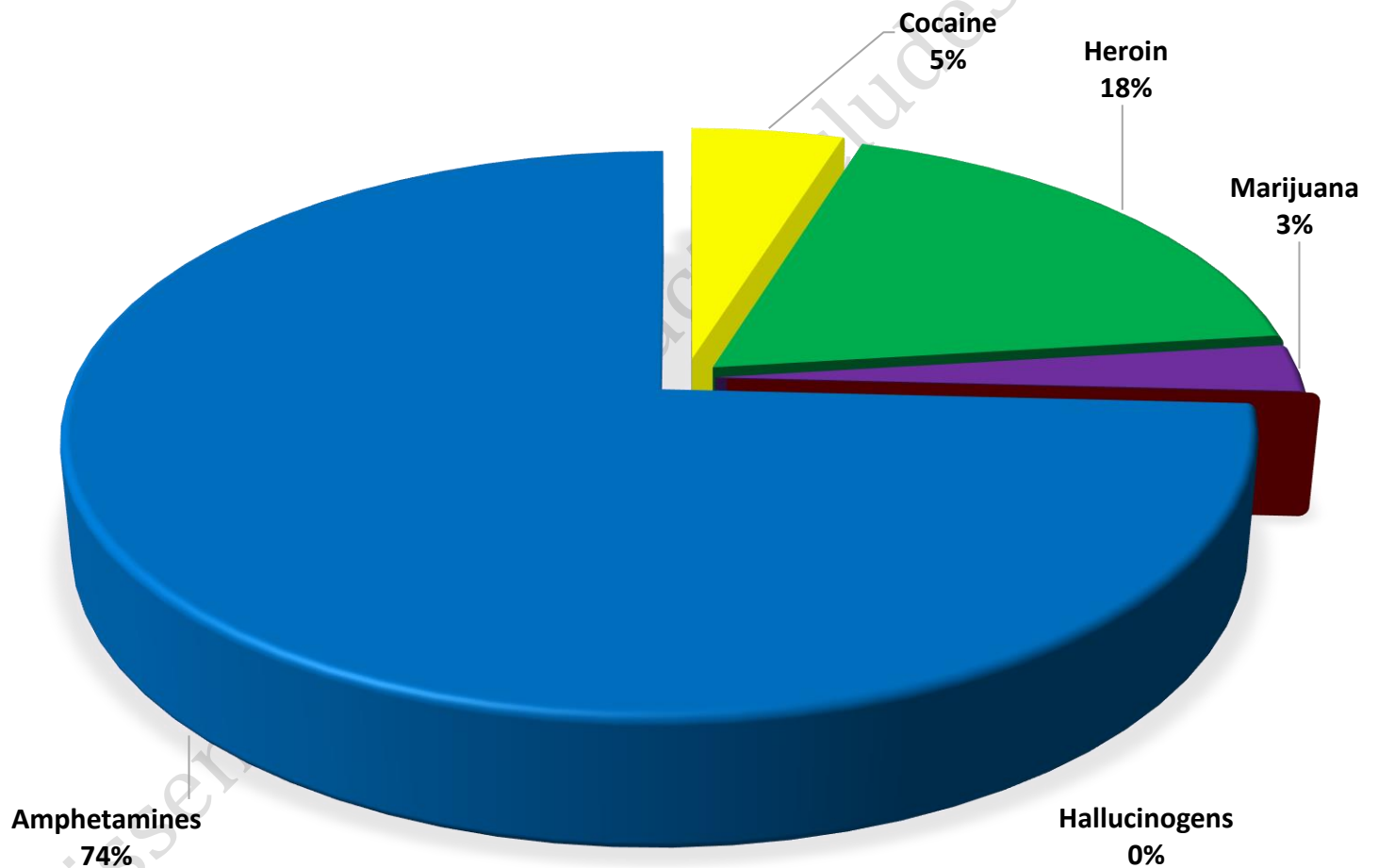
Combined Offense/Event Trends

	DEC 2019	DEC 2020
Part I Offenses	114	126
Part II Offenses	222	234
NonUCR Offenses	179	153
Reports Generated	423	403
Street Checks	74	77
Traffic Citations	48	16
Misdemeanor Citations	9	7
Jail Bookings	20	29



Seized Drugs

TYPE	DOSES	STREET VALUE	
Cocaine	35.0	\$	350.00
Heroin	131.0	\$	1,310.00
Marijuana	19.8	\$	118.52
Hallucinogens	0.0	\$	-
Amphetamines	534.0	\$	5,340.00
TOTAL	719.8	\$	7,118.52



Part I & II Offenses - One Year

