



CITY COUNCIL DISTRICT #4 MONTHLY OFFENSE SUMMARY

December 2020

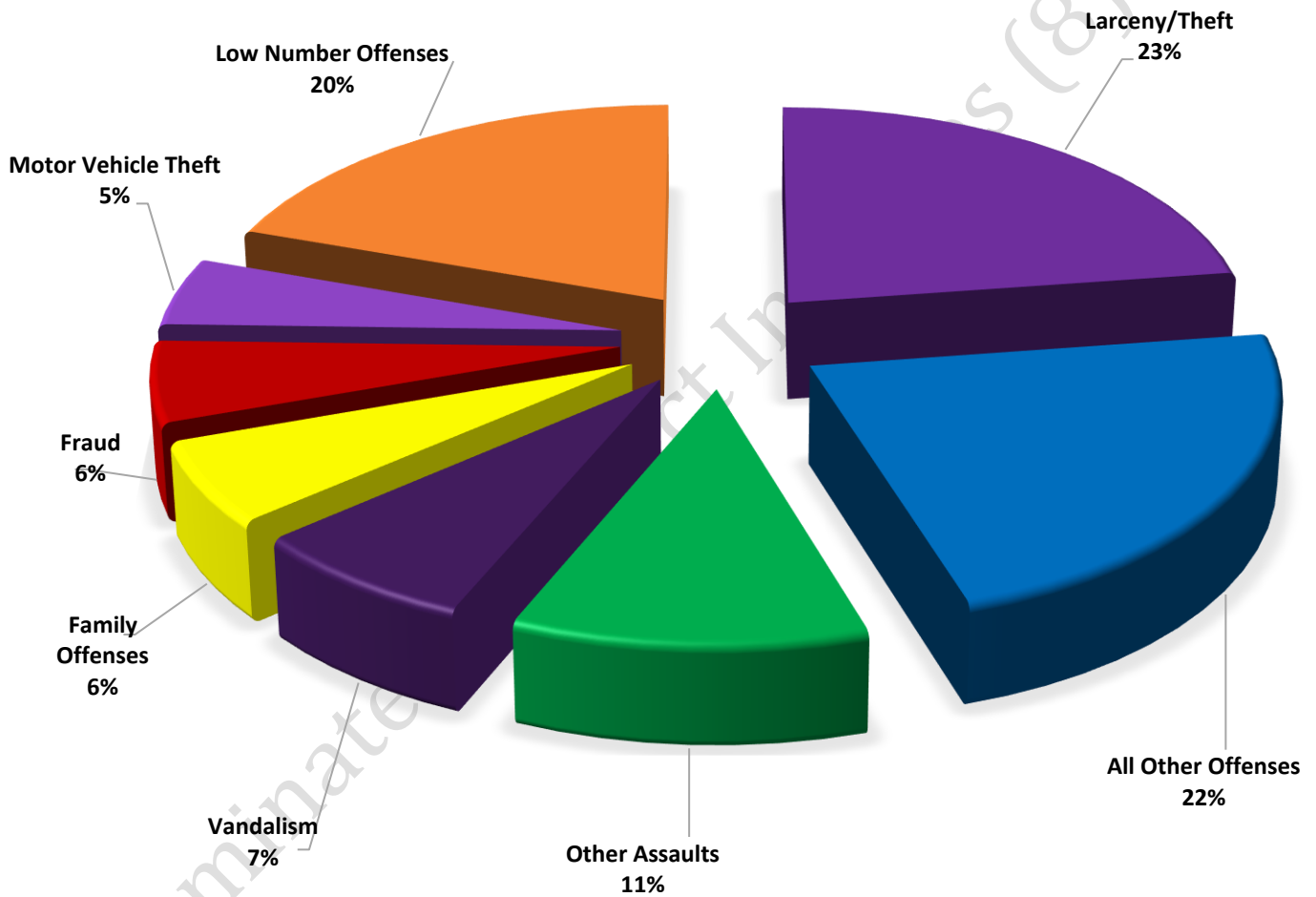
These figures represent preliminary counts of original Police Incident Reports and include all offenses within the above listed City Council District only. Full statistical analysis to determine the confidence level of this data has not been performed. The results contained herein are approximate in relation to the listed area and may not fully coincide with data shown in other areas of SLCPD's Crime Statistics page such as Calls for Service, Crimes Trending, and Crime Reports due to and reflective of departmental procedures that were in place at the time the event occurred and the date this data was compiled. Results displayed are not distinguished as attempted or completed crimes, do not include other calls for police service, and only represent police service where a report was made. Police Incident Reports are classified by primary offense categories as defined by the Uniform Crime Reporting (UCR) system, however for this report all offenses are included, and each incident may have more than one offense listed on it. In cases where there is more than one offense listed, all offenses are counted individually. Although every reasonable verification effort is made, the accuracy of any data is subject to the constraints of the report generation process as well as the manner, format, and point in time of any query.

-
- PART I OFFENSES:** Chosen by the FBI as Part I Offenses because they are serious crimes that occur with regularity in all areas of the country and are likely to be reported to Police.
- PART II OFFENSES:** All other crimes other than the eight Part I Offenses. The Uniform Crime Reporting Program gathers only arrest data for Part II Offenses, however, SLCPD results displayed in this document display all Part II Offenses, regardless of the presence of arrest data.
- ALL OTHER OFFENSES:** Under the Part II Offense section, 'All Other Offenses' include Peeping Tom, Trespass, Kidnap/Abduction, Pornography, Extortion/Blackmail, Bribery, Warrants, Sexual Offenses, Obstruction, Public Peace, and Hit & Run.
- NON-UCR OFFENSES:** Non-UCR Offenses include reports for all other offenses not classified as a Part I or Part II Offense. Results displayed separate some of these offenses such as Ambulance Calls, Deaths, Missing Persons, Suicides, Suspicious Activity, and Traffic Accidents.
- ALL OTHER NON-UCR:** Under the Non-UCR category, 'All Other' include the remainder of offenses not classified as Part I or Part II and not separated from the Non-UCR Offenses. These include things such as Loud Parties, Barking Dogs, Mentally Ill Subjects, Citizen Assistance, etc.
- LOW NUMBER OFFENSES:** On page two, in the interest of space and allowing for easier viewing, the category titled 'Low Number Offenses' include Part I and Part II Offenses from page one that have totals under the amount of 49.

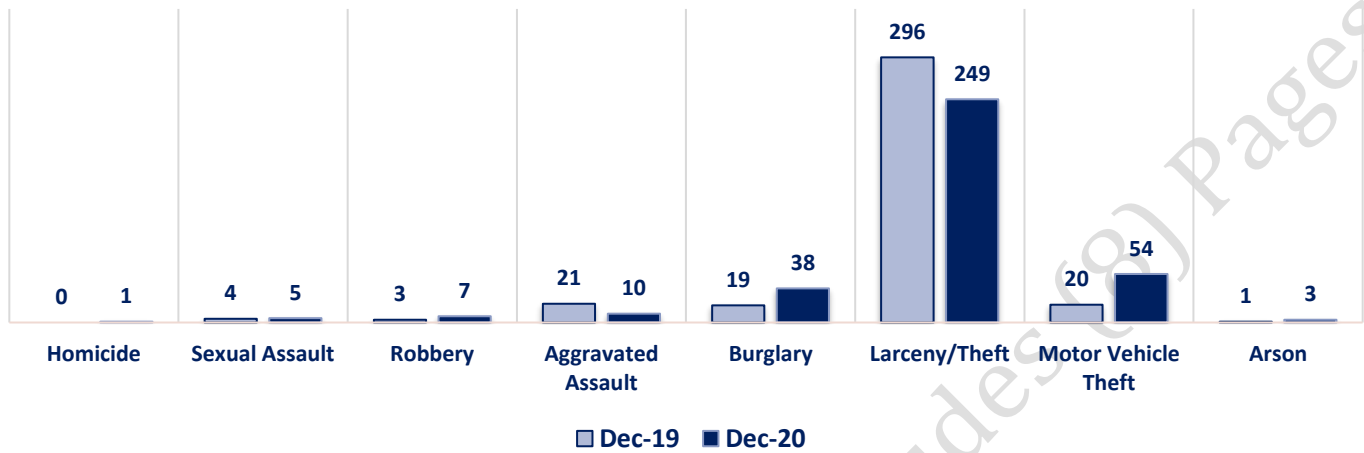
Offenses

		OFFENSE	DEC 19	DEC 20	OFFENSE	DEC 19	DEC 20
PART I OFFENSES	VIOLENT	Homicide	0	1	Other Assaults	105	122
		Sexual Assault	4	5	Forgery/Counterfeit	12	21
		Robbery	3	7	Fraud	59	64
		Aggravated Assault	21	10	Embezzlement	0	0
		Burglary	19	38	Stolen Property	7	9
	PROPERTY	Larceny/Theft	296	249	Vandalism	81	80
		Motor Vehicle Theft	20	54	Weapons	11	8
		Arson	1	3	Prostitution	4	0
		PART I TOTALS	364	367	Sex Offenses	7	8
NON-UCR OFFENSES	Ambulance Calls	74	52	Drug Abuse	79	49	
	Deaths	9	6	Gambling	0	0	
	Missing Persons	15	16	Family Offenses	48	65	
	Suicides	0	0	DUI	13	9	
	Suspicious Activity	36	46	Liquor Laws	8	4	
	Traffic Accidents	124	73	Drunkenness	62	16	
	All Other	317	273	Disorderly Conduct	25	19	
	NON-UCR TOTALS	575	466	All Other Offenses	305	247	
	PART I OFFENSES	364	367	Curfew/Loitering	0	0	
	PART II OFFENSES	836	729	Runaway	10	8	
TOTALS	NON-UCR OFFENSES	575	466	PART II TOTALS	836	729	
	TOTAL	1775	1562				

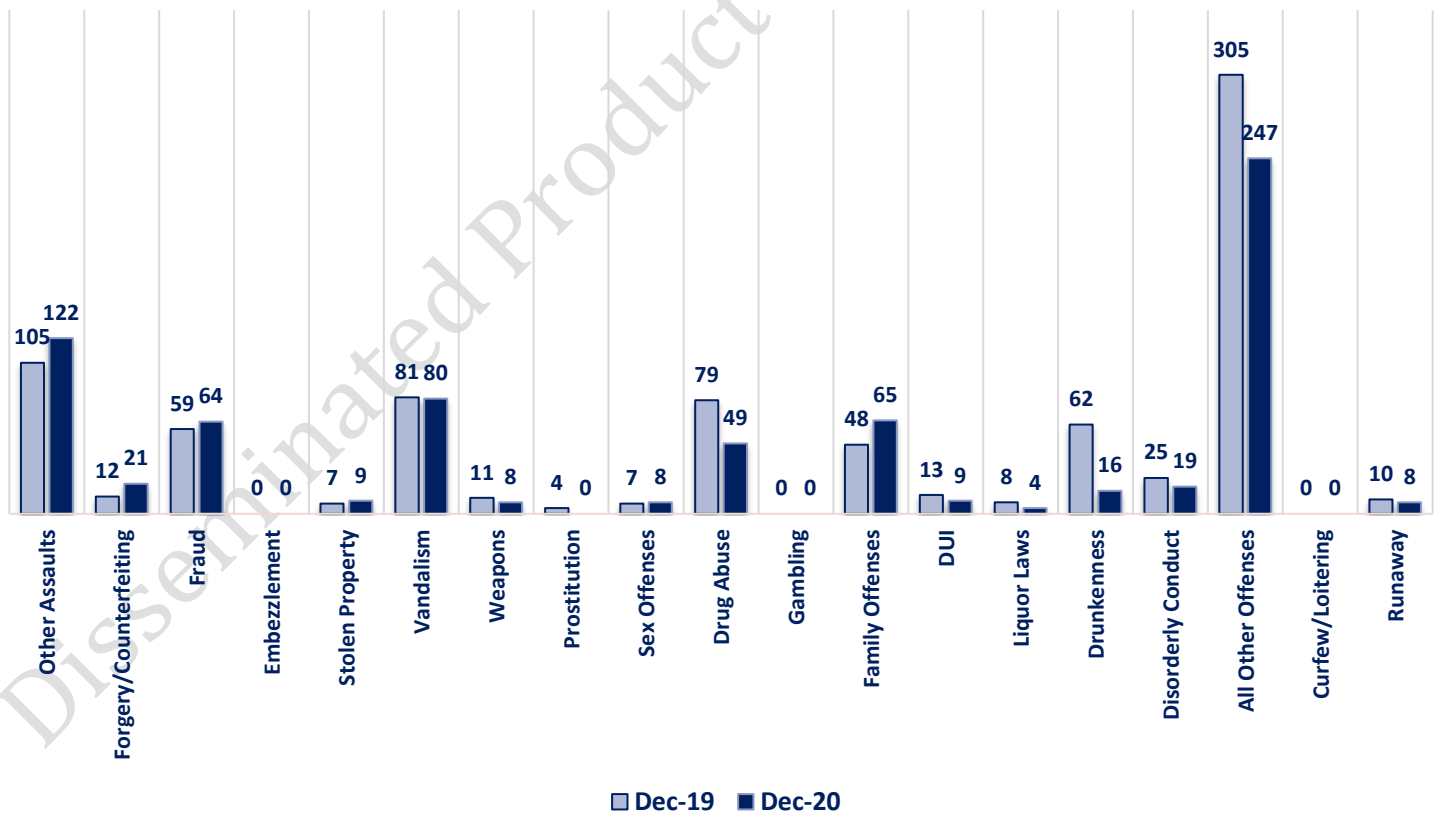
DECEMBER 2020- PART I & II OFFENSE PERCENTAGES



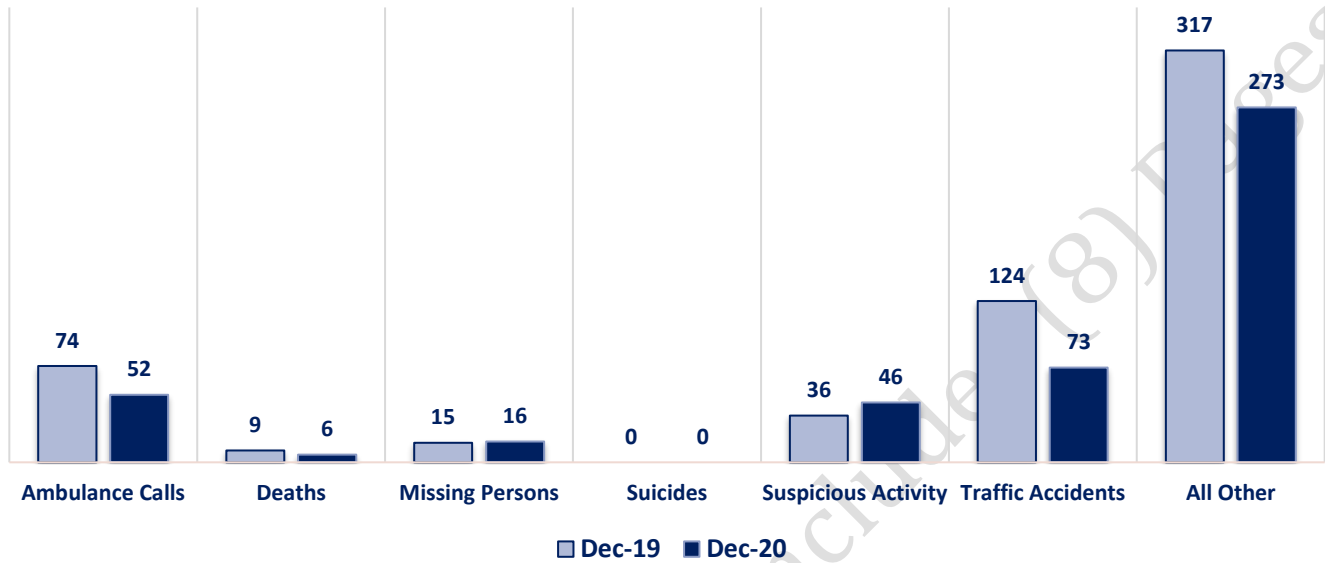
Part I Offenses



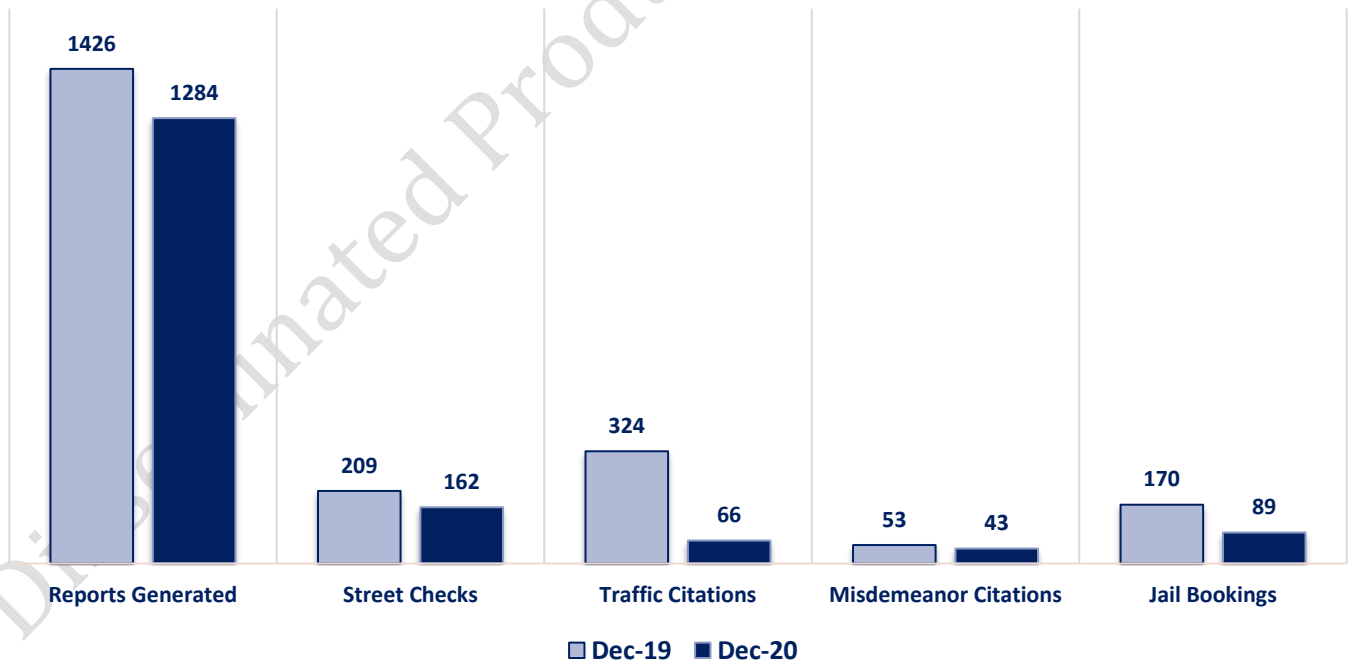
Part II Offenses



Non-UCR Offenses

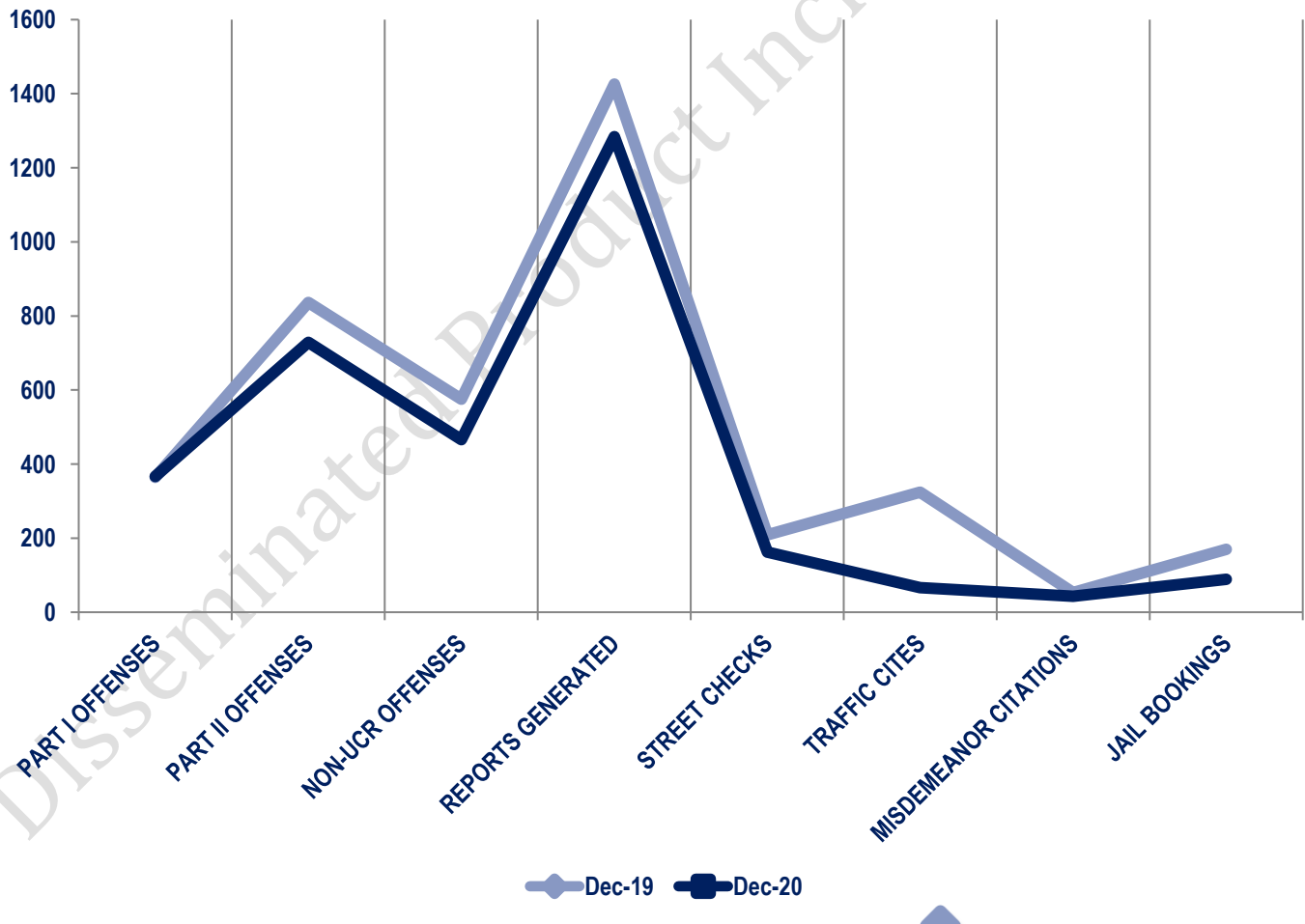


Other Event Totals



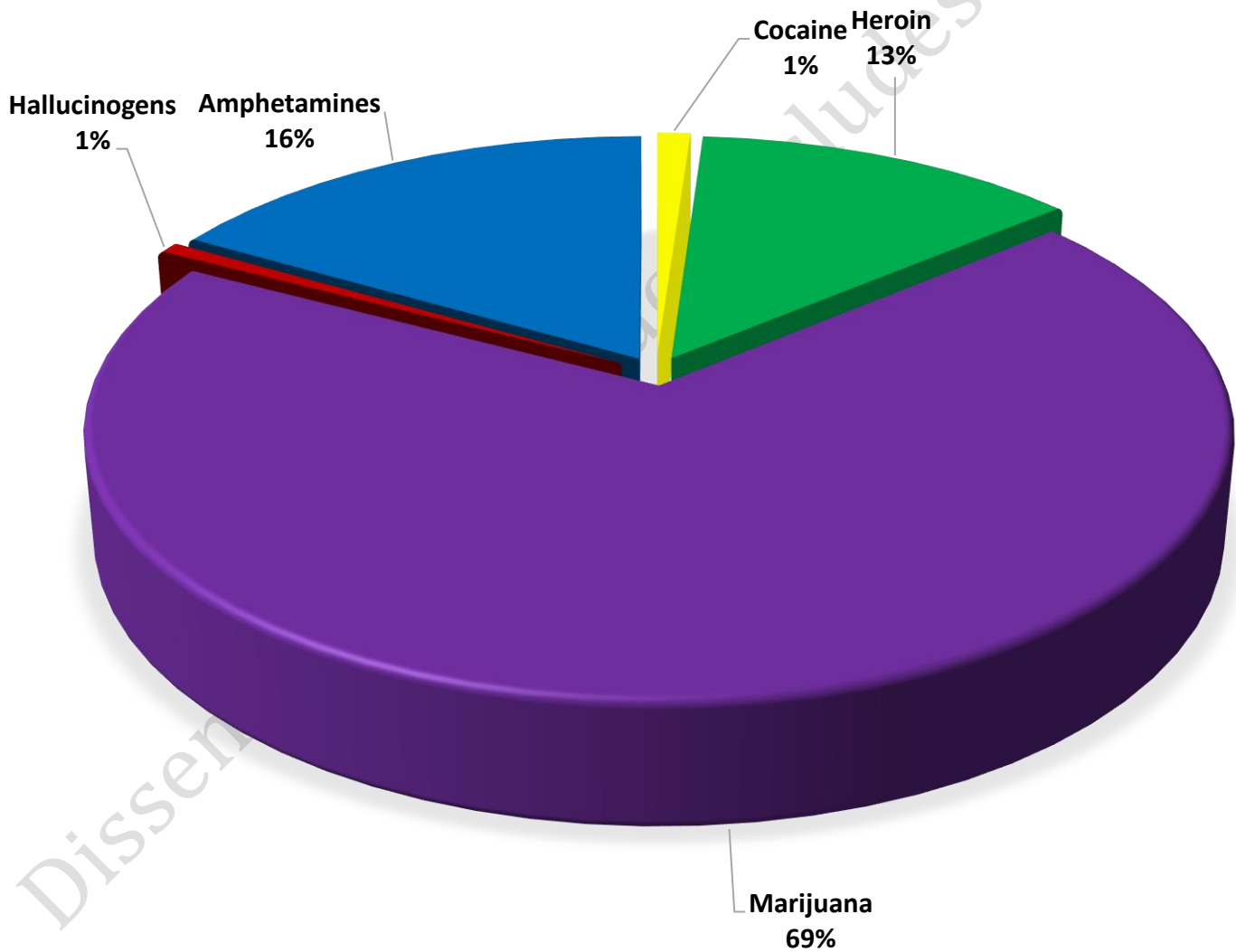
Combined Offense/Event Trends

	DEC 2019	DEC 2020
Part I Offenses	364	367
Part II Offenses	836	729
NonUCR Offenses	575	466
Reports Generated	1426	1284
Street Checks	209	162
Traffic Citations	324	66
Misdemeanor Citations	53	43
Jail Bookings	170	89



Seized Drugs

TYPE	DOSES	STREET VALUE
Cocaine	39.0	\$ 390.00
Heroin	451.7	\$ 4,517.00
Marijuana	2427.5	\$ 14,564.99
Hallucinogens	23.2	\$ 46.45
Amphetamines	587.4	\$ 5,874.10
TOTAL	3528.8	\$ 25,392.54



Part I & II Offenses - One Year

