



CITY COUNCIL DISTRICT #5 MONTHLY OFFENSE SUMMARY

December 2020

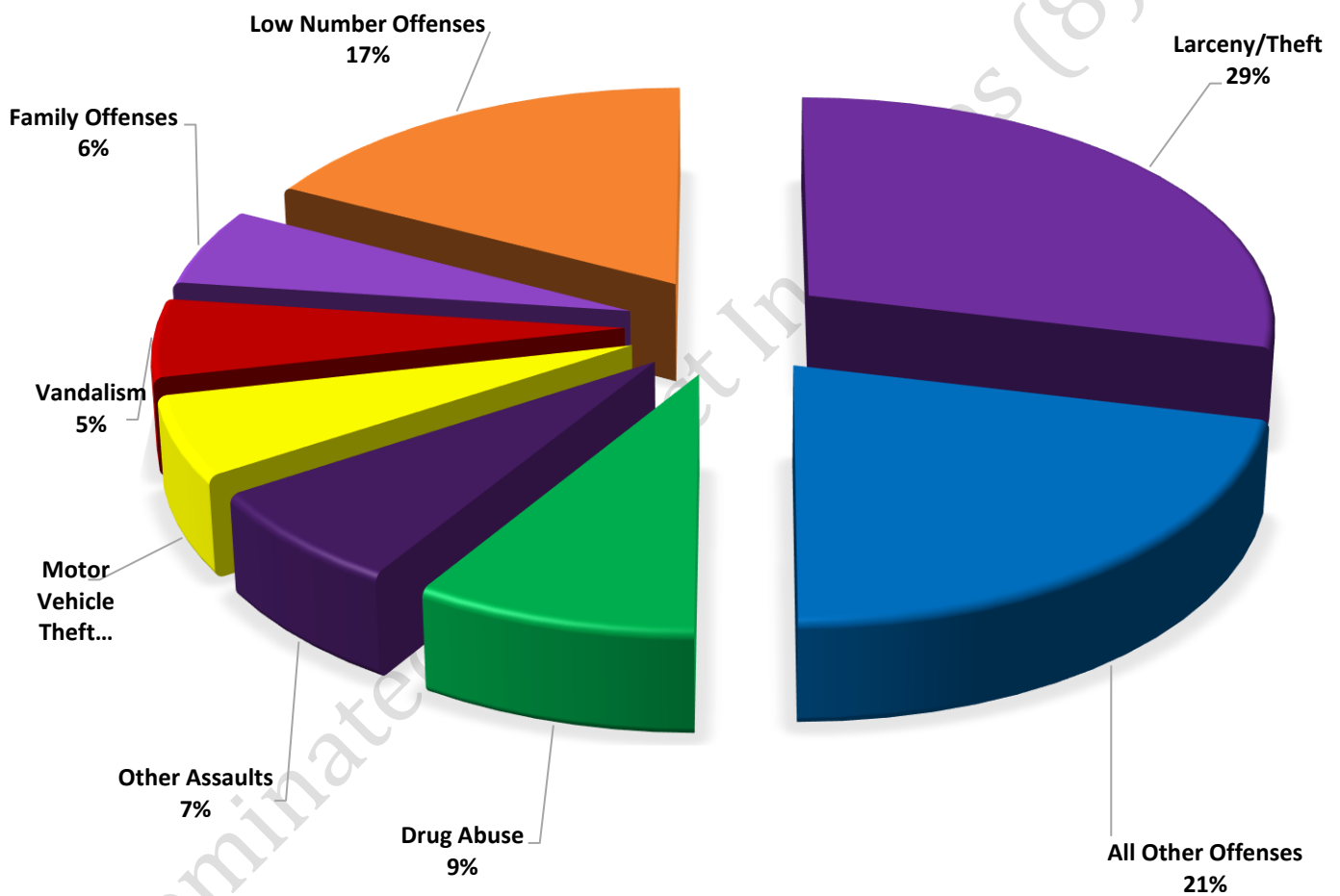
These figures represent preliminary counts of original Police Incident Reports and include all offenses within the above listed City Council District only. Full statistical analysis to determine the confidence level of this data has not been performed. The results contained herein are approximate in relation to the listed area and may not fully coincide with data shown in other areas of SLCPD's Crime Statistics page such as Calls for Service, Crimes Trending, and Crime Reports due to and reflective of departmental procedures that were in place at the time the event occurred and the date this data was compiled. Results displayed are not distinguished as attempted or completed crimes, do not include other calls for police service, and only represent police service where a report was made. Police Incident Reports are classified by primary offense categories as defined by the Uniform Crime Reporting (UCR) system, however for this report all offenses are included, and each incident may have more than one offense listed on it. In cases where there is more than one offense listed, all offenses are counted individually. Although every reasonable verification effort is made, the accuracy of any data is subject to the constraints of the report generation process as well as the manner, format, and point in time of any query.

-
- PART I OFFENSES:** Chosen by the FBI as Part I Offenses because they are serious crimes that occur with regularity in all areas of the country and are likely to be reported to Police.
 - PART II OFFENSES:** All other crimes other than the eight Part I Offenses. The Uniform Crime Reporting Program gathers only arrest data for Part II Offenses, however, SLCPD results displayed in this document display all Part II Offenses, regardless of the presence of arrest data.
 - ALL OTHER OFFENSES:** Under the Part II Offense section, 'All Other Offenses' include Peeping Tom, Trespass, Kidnap/Abduction, Pornography, Extortion/Blackmail, Bribery, Warrants, Sexual Offenses, Obstruction, Public Peace, and Hit & Run.
 - NON-UCR OFFENSES:** Non-UCR Offenses include reports for all other offenses not classified as a Part I or Part II Offense. Results displayed separate some of these offenses such as Ambulance Calls, Deaths, Missing Persons, Suicides, Suspicious Activity, and Traffic Accidents.
 - ALL OTHER NON-UCR:** Under the Non-UCR category, 'All Other' include the remainder of offenses not classified as Part I or Part II and not separated from the Non-UCR Offenses. These include things such as Loud Parties, Barking Dogs, Mentally Ill Subjects, Citizen Assistance, etc.
 - LOW NUMBER OFFENSES:** On page two, in the interest of space and allowing for easier viewing, the category titled 'Low Number Offenses' include Part I and Part II Offenses from page one that have totals under the amount of 27.

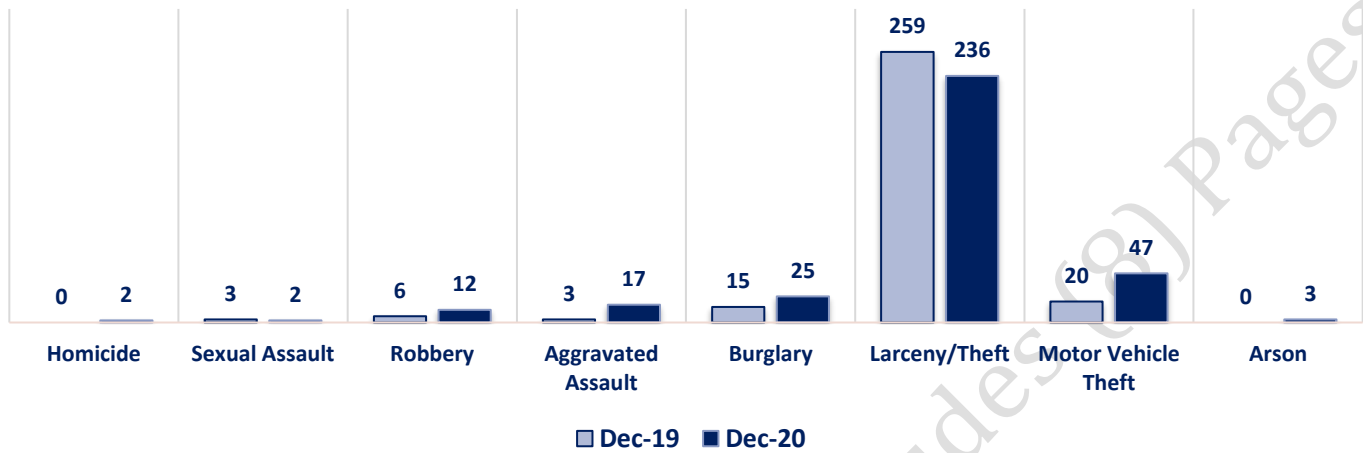
Offenses

		OFFENSE	DEC 19	DEC 20	OFFENSE	DEC 19	DEC 20
PART I OFFENSES	VIOLENT	Homicide	0	2	Other Assaults	63	57
		Sexual Assault	3	2	Forgery/Counterfeit	7	2
		Robbery	6	12	Fraud	34	27
		Aggravated Assault	3	17	Embezzlement	1	0
		Burglary	15	25	Stolen Property	8	10
	PROPERTY	Larceny/Theft	259	236	Vandalism	63	46
		Motor Vehicle Theft	20	47	Weapons	7	5
		Arson	0	3	Prostitution	7	2
		PART I TOTALS	306	344	Sex Offenses	6	0
NON-UCR OFFENSES	Ambulance Calls	29	29	Drug Abuse	86	72	
	Deaths	3	6	Gambling	0	1	
	Missing Persons	6	3	Family Offenses	30	46	
	Suicides	0	1	DUI	12	8	
	Suspicious Activity	25	25	Liquor Laws	2	0	
	Traffic Accidents	63	51	Drunkenness	10	13	
	All Other	210	212	Disorderly Conduct	11	12	
	NON-UCR TOTALS	336	327	All Other Offenses	180	175	
	PART I OFFENSES	306	344	Curfew/Loitering	0	0	
	PART II OFFENSES	531	477	Runaway	4	1	
TOTALS	NON-UCR OFFENSES	336	327	PART II TOTALS	531	477	
	TOTAL	1173	1148				

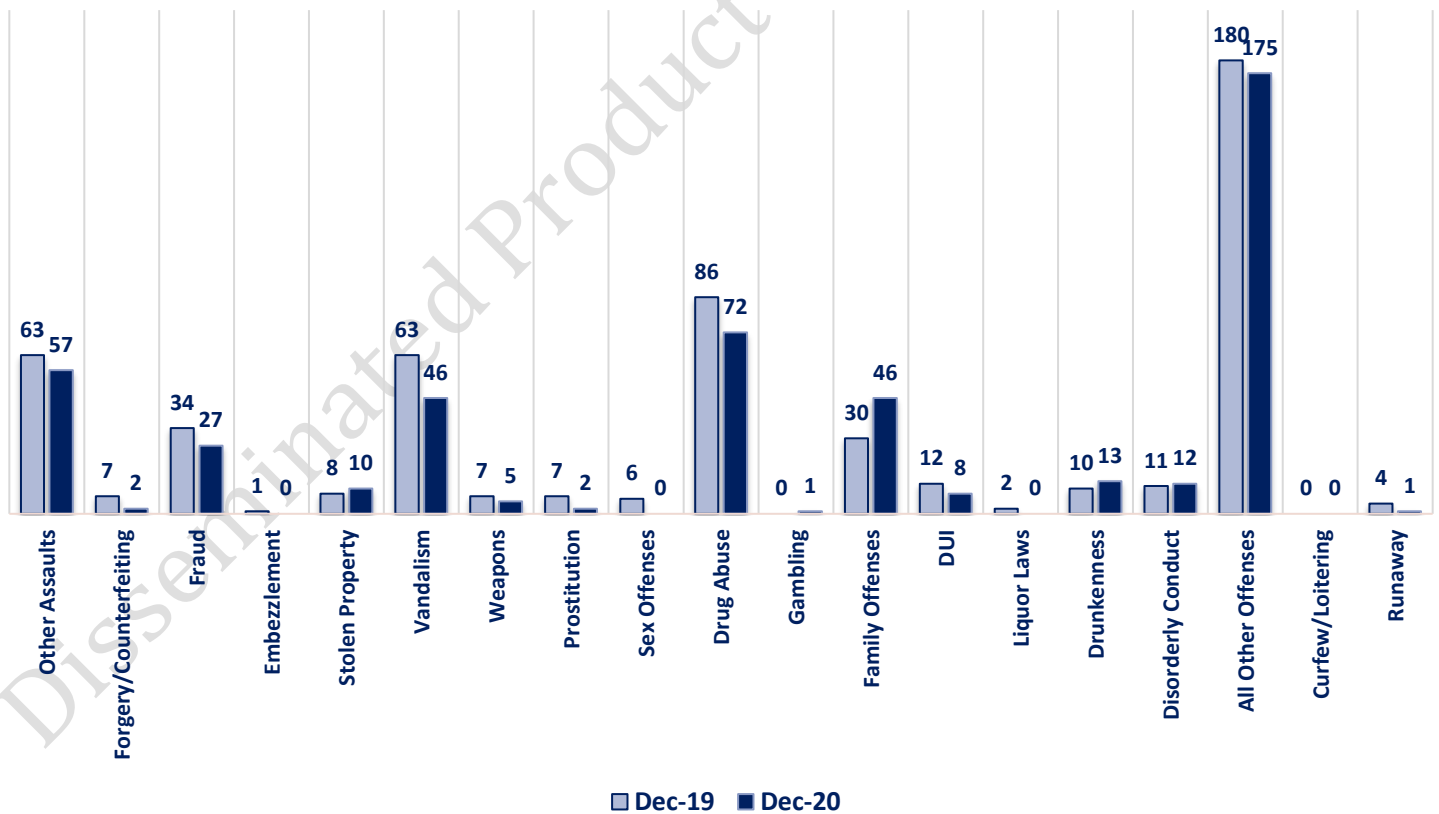
DECEMBER 2020- PART I & II OFFENSE PERCENTAGES



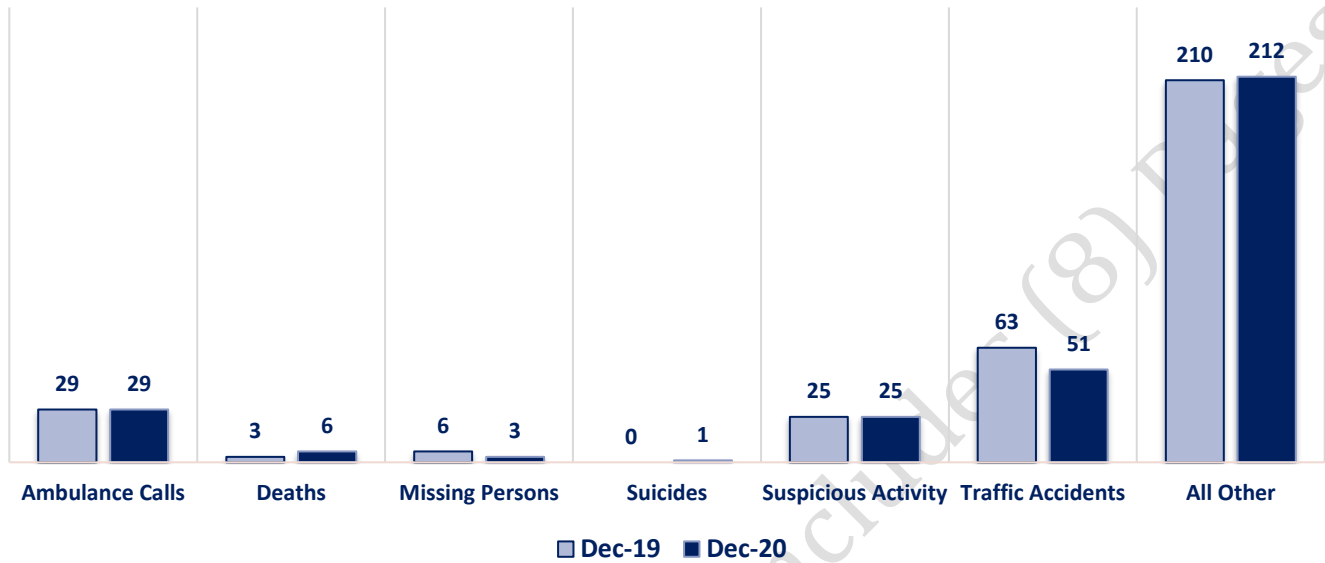
Part I Offenses



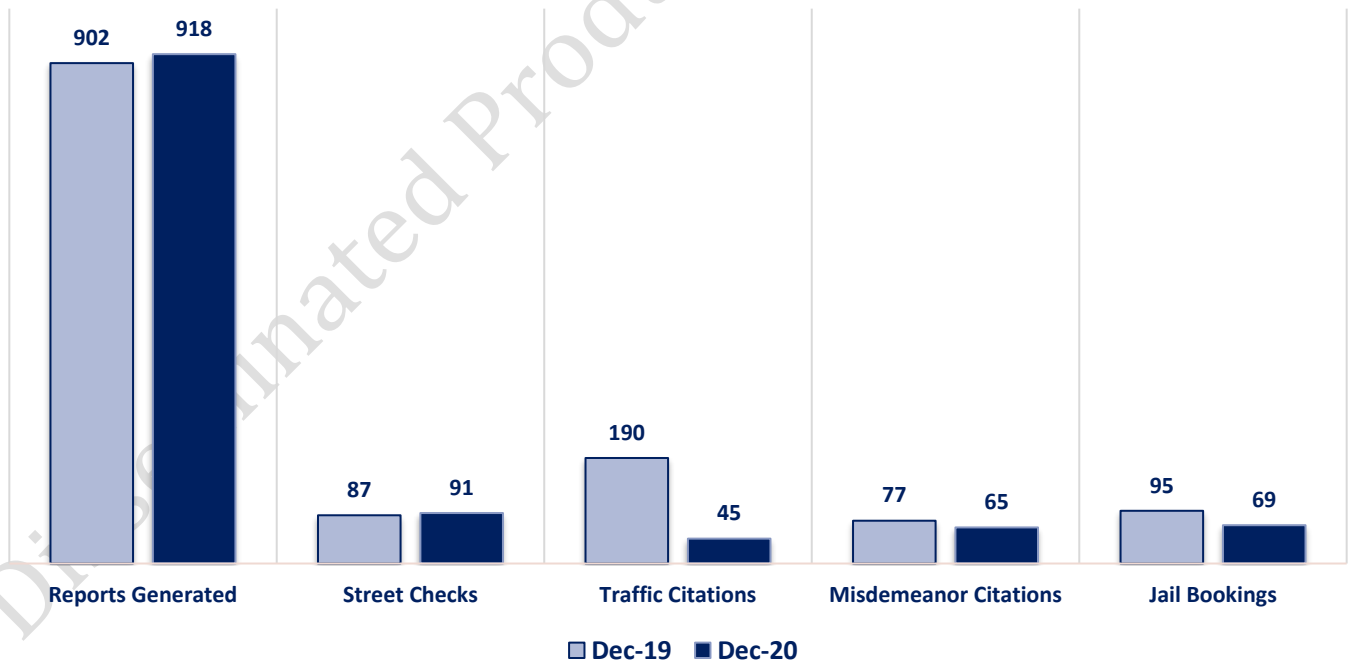
Part II Offenses



Non-UCR Offenses

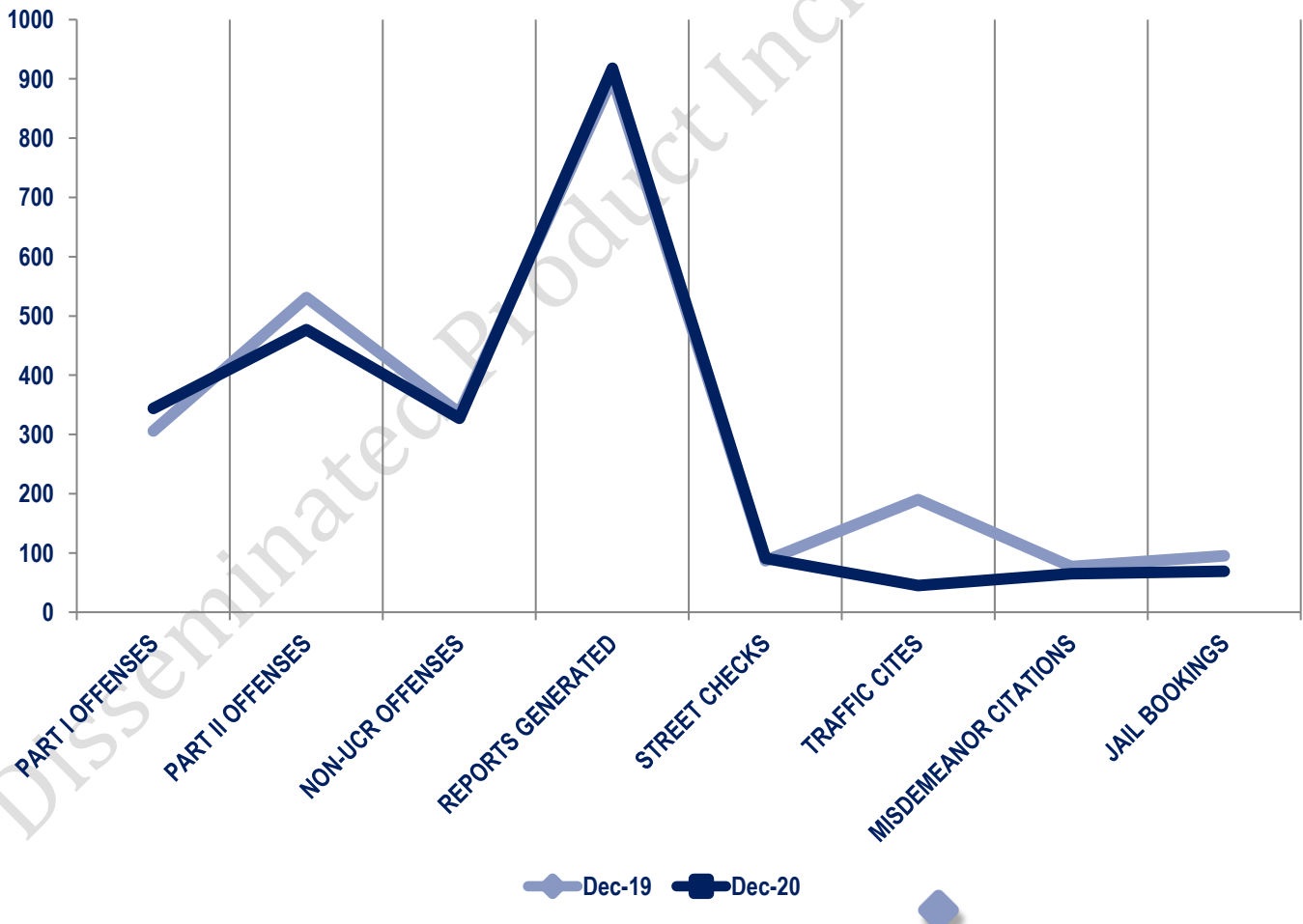


Other Event Totals



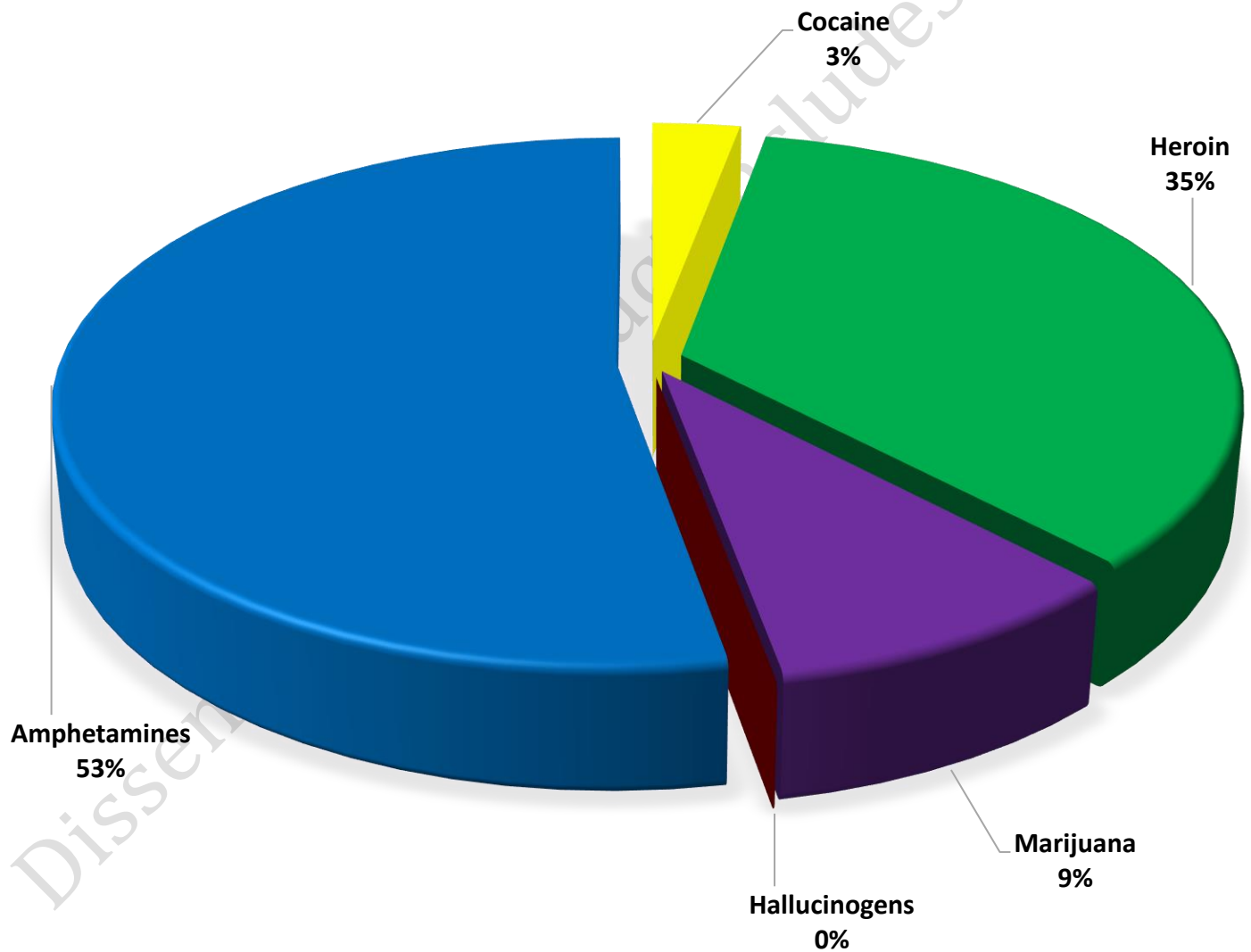
Combined Offense/Event Trends

	DEC 2019	DEC 2020
Part I Offenses	306	344
Part II Offenses	531	477
NonUCR Offenses	336	327
Reports Generated	902	918
Street Checks	87	91
Traffic Citations	190	45
Misdemeanor Citations	77	65
Jail Bookings	95	69



Seized Drugs

TYPE	DOSES	STREET VALUE	
Cocaine	183.2	\$	1,832.00
Heroin	2164.0	\$	21,639.91
Marijuana	570.4	\$	3,422.64
Hallucinogens	0.0	\$	-
Amphetamines	3276.6	\$	32,766.32
TOTAL	6194.3	\$	59,660.87



Part I & II Offenses - One Year

