



CITY COUNCIL DISTRICT #1 MONTHLY OFFENSE SUMMARY

January 2021

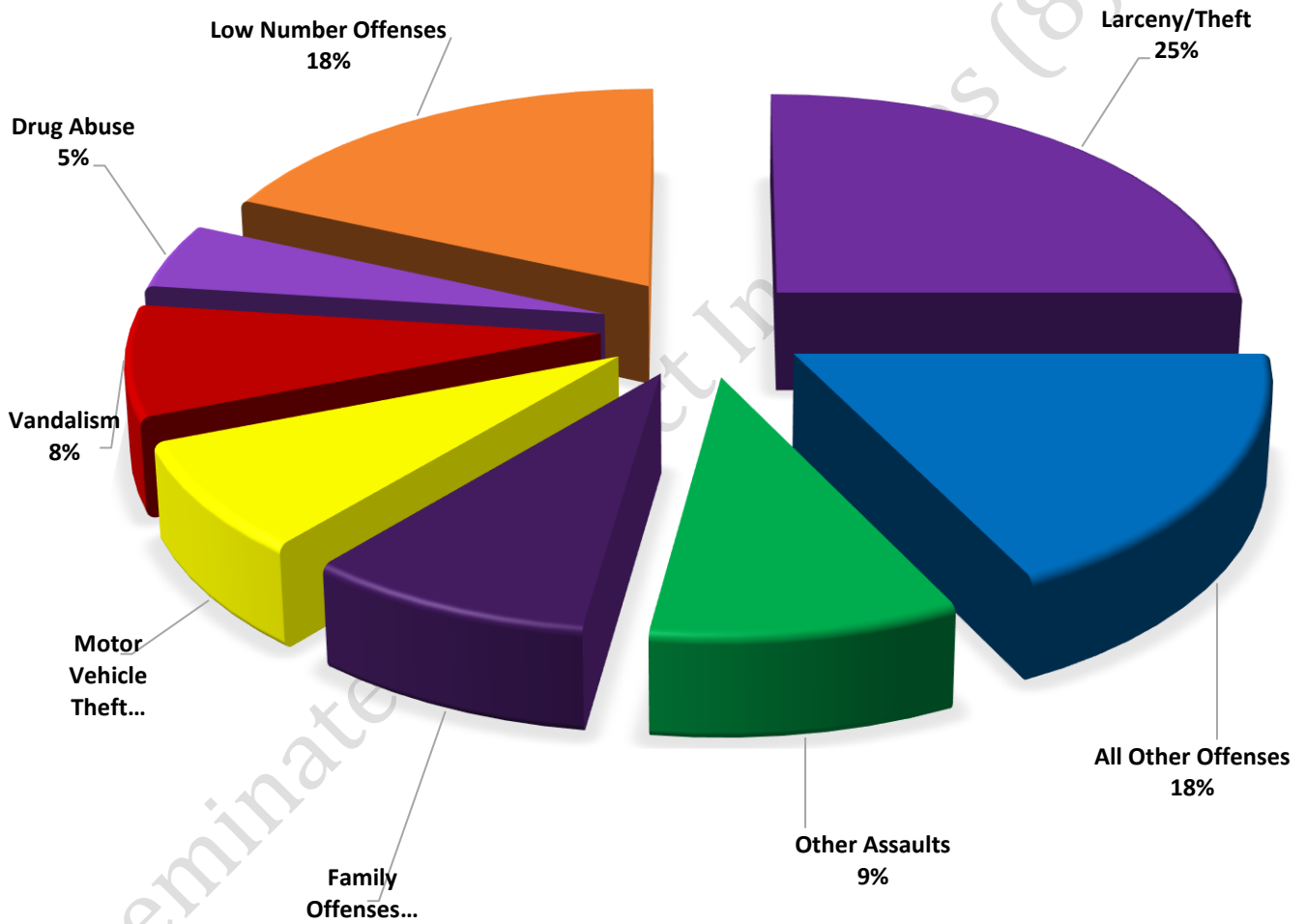
These figures represent preliminary counts of original Police Incident Reports and include all offenses within the above listed City Council District only. Full statistical analysis to determine the confidence level of this data has not been performed. The results contained herein are approximate in relation to the listed area and may not fully coincide with data shown in other areas of SLCPD's Crime Statistics page such as Calls for Service, Crimes Trending, and Crime Reports due to and reflective of departmental procedures that were in place at the time the event occurred and the date this data was compiled. Results displayed are not distinguished as attempted or completed crimes, do not include other calls for police service, and only represent police service where a report was made. Police Incident Reports are classified by primary offense categories as defined by the Uniform Crime Reporting (UCR) system, however for this report all offenses are included, and each incident may have more than one offense listed on it. In cases where there is more than one offense listed, all offenses are counted individually. Although every reasonable verification effort is made, the accuracy of any data is subject to the constraints of the report generation process as well as the manner, format, and point in time of any query.

-
- PART I OFFENSES:** Chosen by the FBI as Part I Offenses because they are serious crimes that occur with regularity in all areas of the country and are likely to be reported to Police.
- PART II OFFENSES:** All other crimes other than the eight Part I Offenses. The Uniform Crime Reporting Program gathers only arrest data for Part II Offenses, however, SLCPD results displayed in this document display all Part II Offenses, regardless of the presence of arrest data.
- ALL OTHER OFFENSES:** Under the Part II Offense section, 'All Other Offenses' include Peeping Tom, Trespass, Kidnap/Abduction, Pornography, Extortion/Blackmail, Bribery, Warrants, Sexual Offenses, Obstruction, Public Peace, and Hit & Run.
- NON-UCR OFFENSES:** Non-UCR Offenses include reports for all other offenses not classified as a Part I or Part II Offense. Results displayed separate some of these offenses such as Ambulance Calls, Deaths, Missing Persons, Suicides, Suspicious Activity, and Traffic Accidents.
- ALL OTHER NON-UCR:** Under the Non-UCR category, 'All Other' include the remainder of offenses not classified as Part I or Part II and not separated from the Non-UCR Offenses. These include things such as Loud Parties, Barking Dogs, Mentally Ill Subjects, Citizen Assistance, etc.
- LOW NUMBER OFFENSES:** On page two, in the interest of space and allowing for easier viewing, the category titled 'Low Number Offenses' include Part I and Part II Offenses from page one that have totals under the amount of 22.

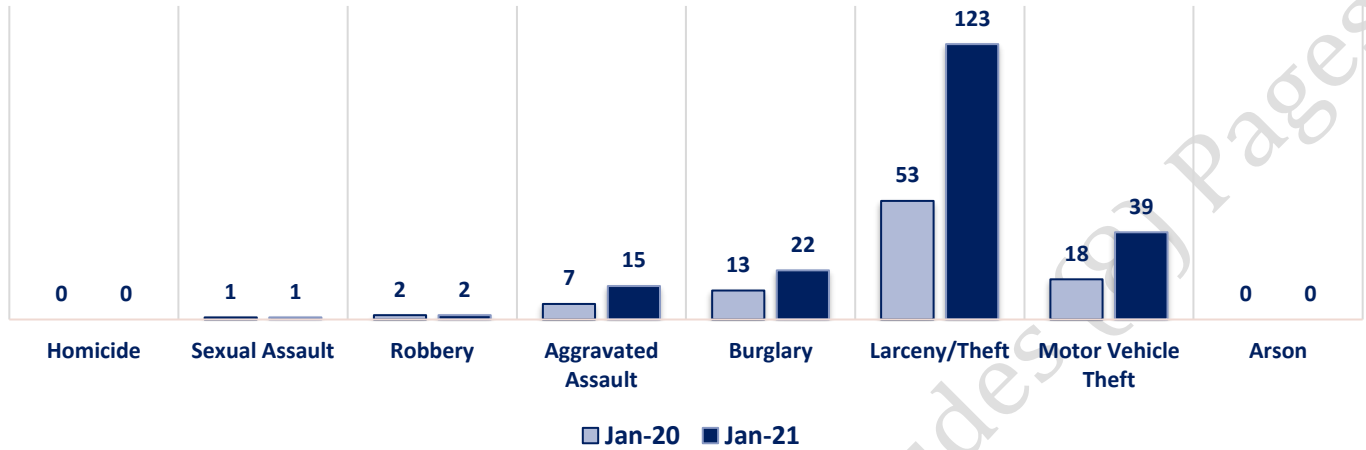
Offenses

		OFFENSE	JAN 20	JAN 21	OFFENSE	JAN 20	JAN 21
PART I OFFENSES	VIOLENT	Homicide	0	0	Other Assaults	46	47
		Sexual Assault	1	1	Forgery/Counterfeit	2	2
		Robbery	2	2	Fraud	20	14
		Aggravated Assault	7	15	Embezzlement	0	0
	PROPERTY	Burglary	13	22	Stolen Property	1	2
		Larceny/Theft	53	123	Vandalism	23	39
		Motor Vehicle Theft	18	39	Weapons	9	14
		Arson	0	0	Prostitution	1	0
		PART I TOTALS	94	202	Sex Offenses	3	3
NON-UCR OFFENSES	Ambulance Calls	11	19	Drug Abuse	24	23	
	Deaths	3	5	Gambling	0	0	
	Missing Persons	2	3	Family Offenses	42	44	
	Suicides	0	0	DUI	6	1	
	Suspicious Activity	13	21	Liquor Laws	0	0	
	Traffic Accidents	26	23	Drunkenness	5	3	
	All Other	113	125	Disorderly Conduct	3	6	
	NON-UCR TOTALS	168	196	All Other Offenses	96	87	
	PART I OFFENSES	94	202	Curfew/Loitering	0	0	
	PART II OFFENSES	287	290	Runaway	6	5	
TOTALS	NON-UCR OFFENSES	168	196	PART II TOTALS	287	290	
	TOTAL	549	688				

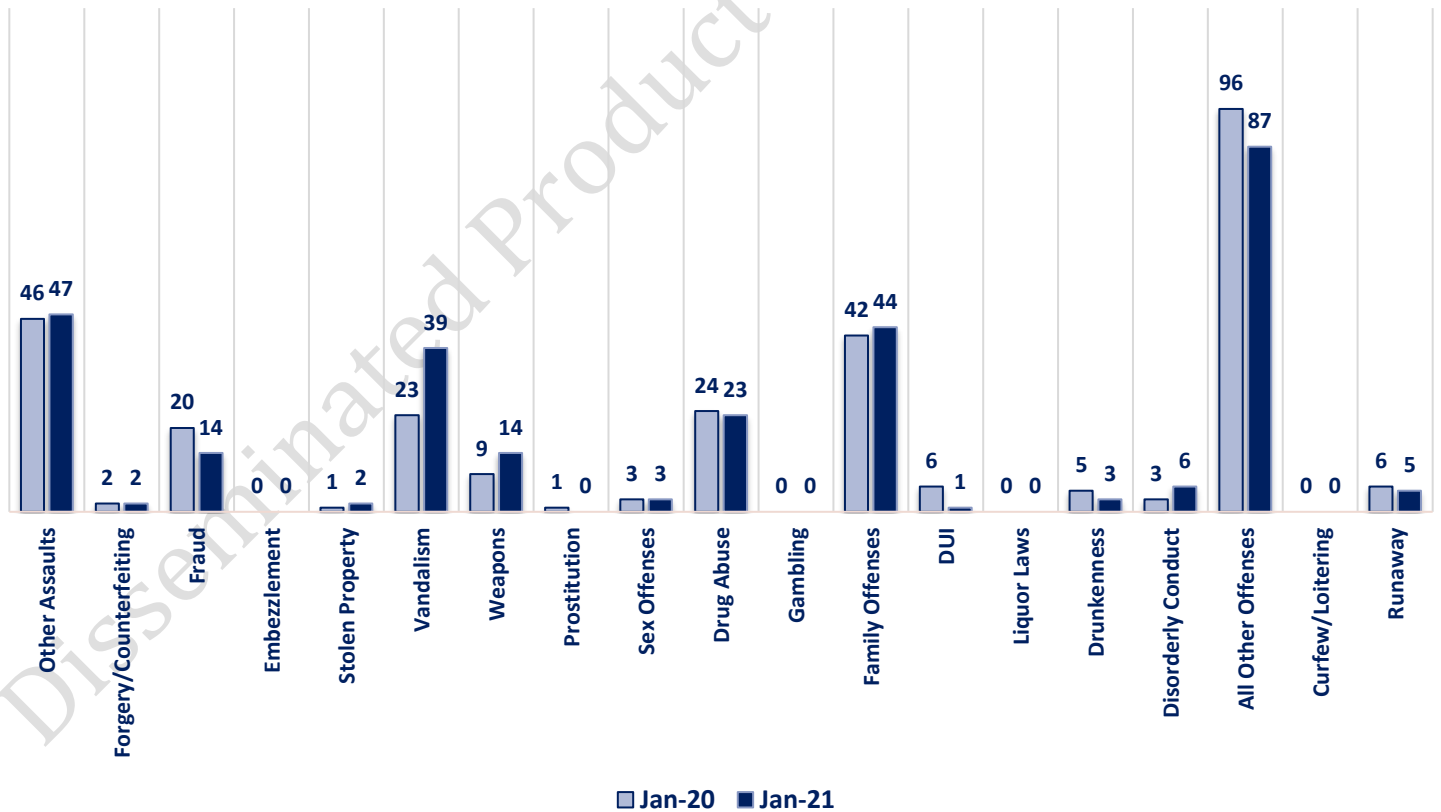
JAN 2021 PART I & II OFFENSE PERCENTAGES



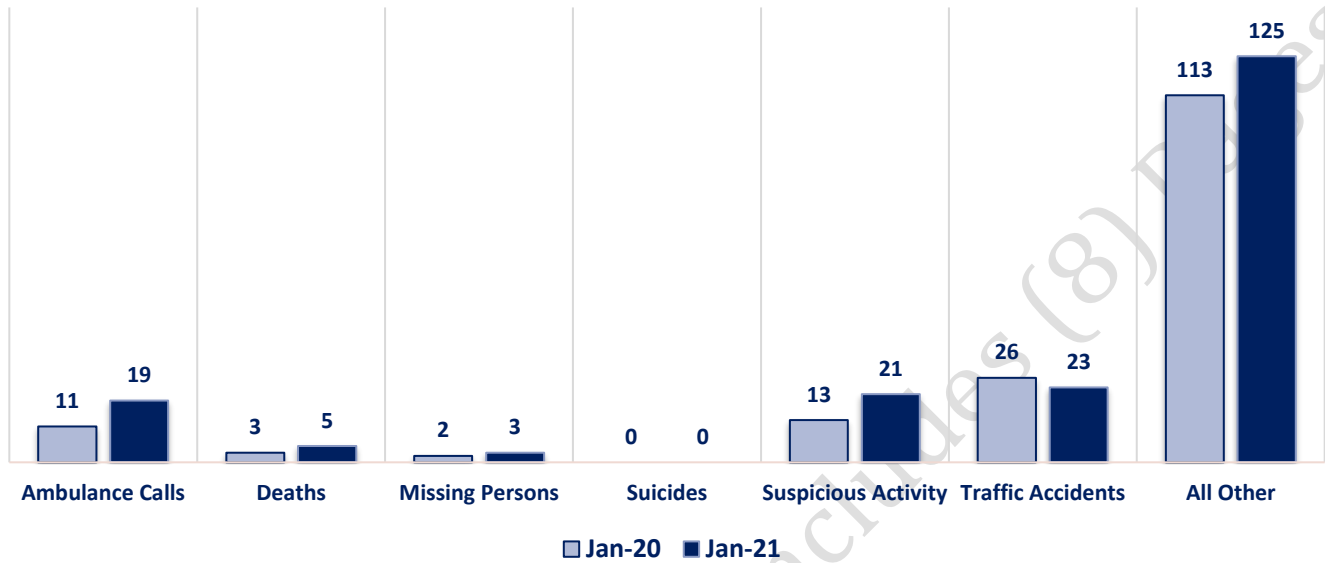
Part I Offenses



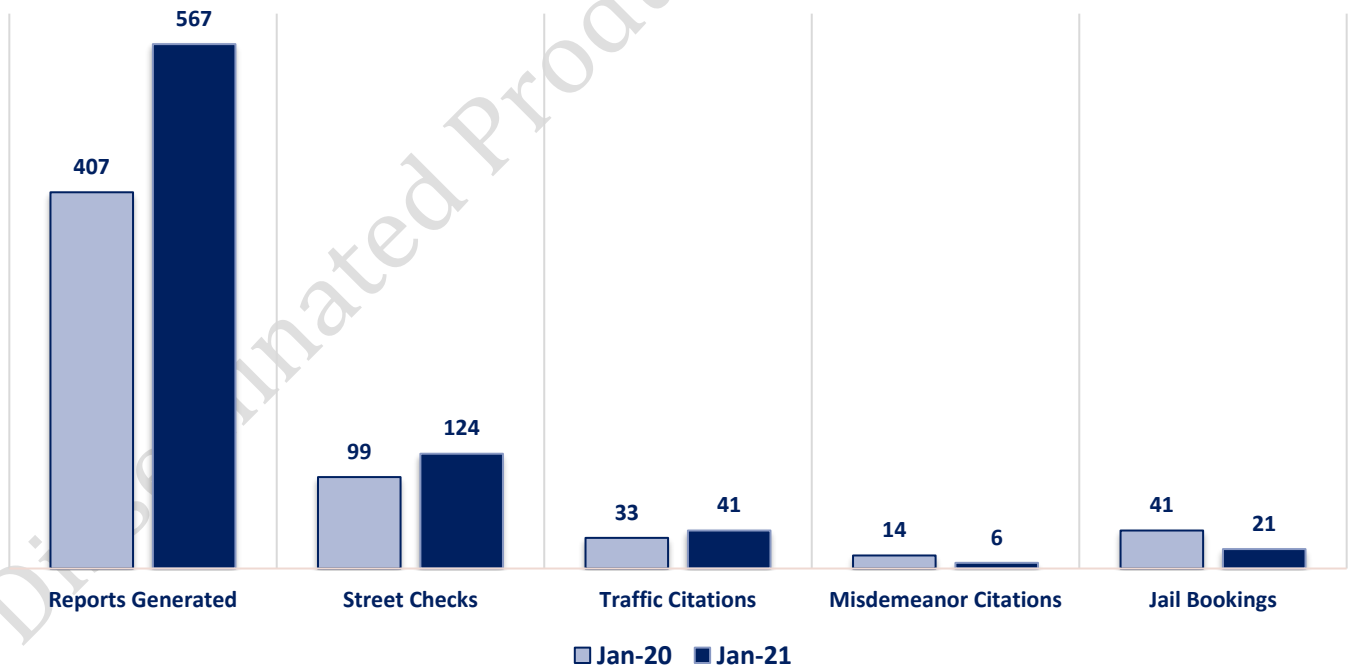
Part II Offenses



Non-UCR Offenses

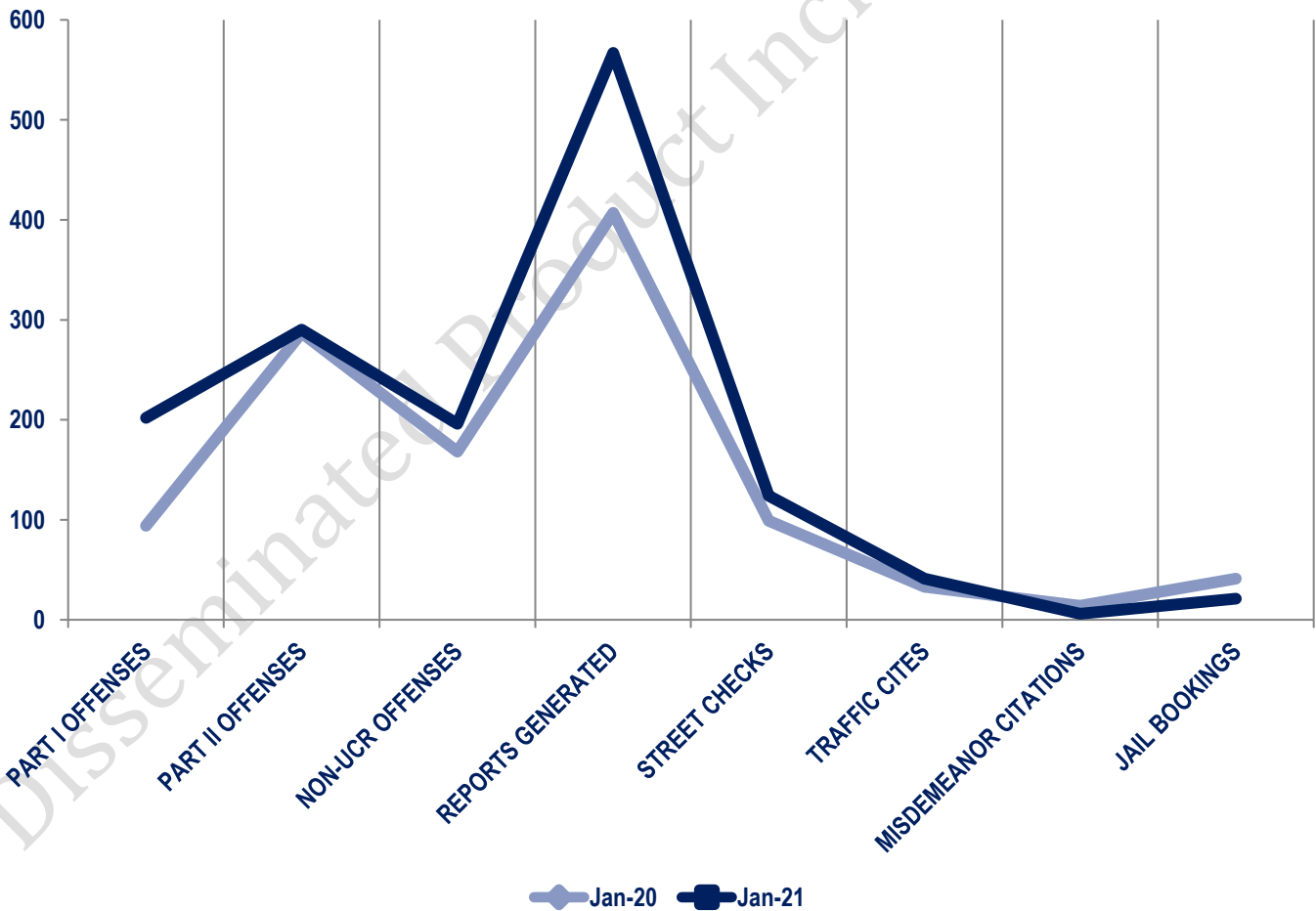


Other Event Totals



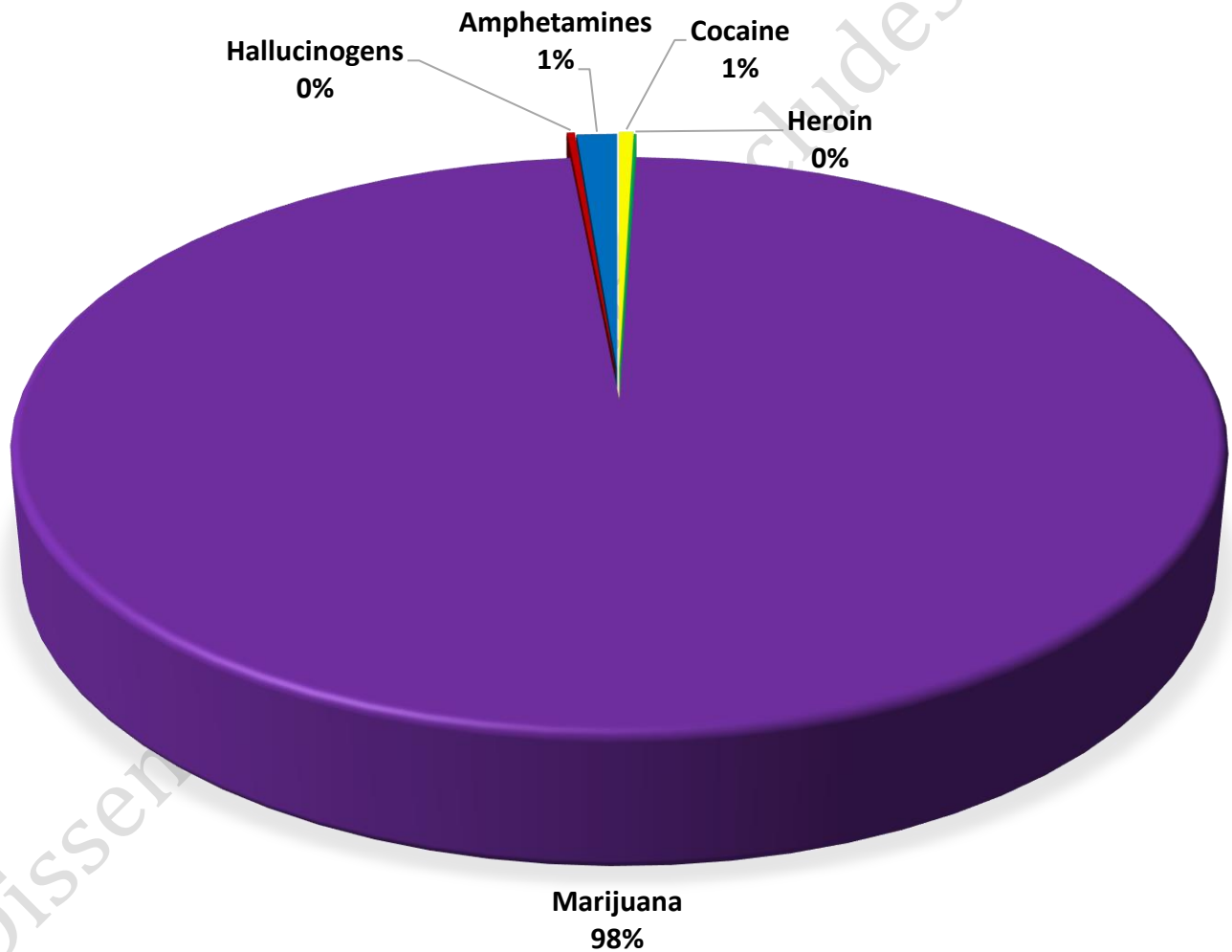
Combined Offense/Event Trends

	JAN 2020	JAN 2021
Part I Offenses	94	202
Part II Offenses	287	290
NonUCR Offenses	168	196
Reports Generated	407	567
Street Checks	99	124
Traffic Citations	33	41
Misdemeanor Citations	14	6
Jail Bookings	41	21



Seized Drugs

TYPE	DOSES	STREET VALUE
Cocaine	65.0	\$ 650.00
Heroin	11.0	\$ 110.00
Marijuana	14071.4	\$ 84,428.68
Hallucinogens	35.1	\$ 70.20
Amphetamines	181.4	\$ 1,814.00
TOTAL	14363.9	\$ 87,072.87



Part I & II Offenses - One Year

