



CITY COUNCIL DISTRICT #2 MONTHLY OFFENSE SUMMARY

January 2021

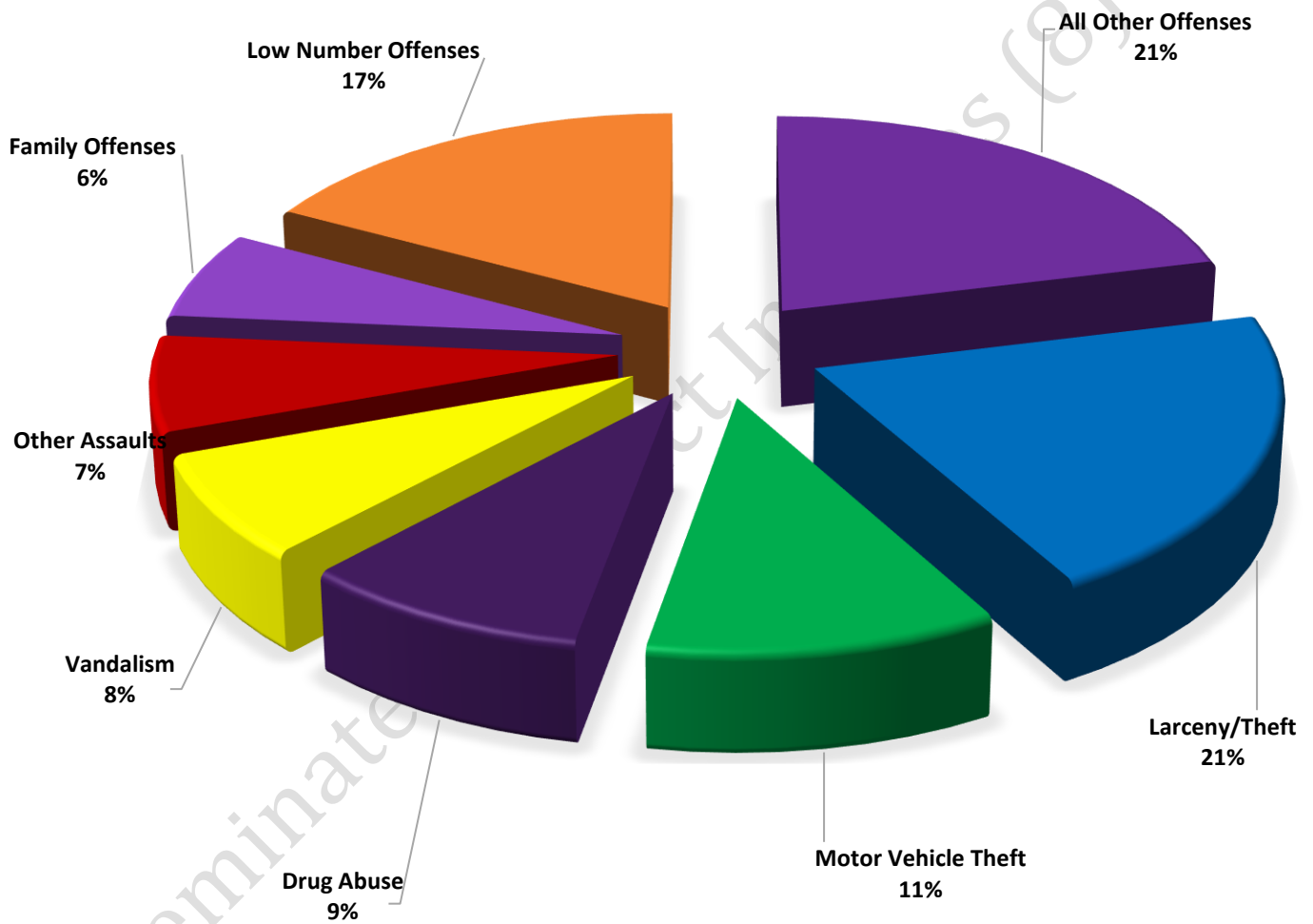
These figures represent preliminary counts of original Police Incident Reports and include all offenses within the above listed City Council District only. Full statistical analysis to determine the confidence level of this data has not been performed. The results contained herein are approximate in relation to the listed area and may not fully coincide with data shown in other areas of SLCPD's Crime Statistics page such as Calls for Service, Crimes Trending, and Crime Reports due to and reflective of departmental procedures that were in place at the time the event occurred and the date this data was compiled. Results displayed are not distinguished as attempted or completed crimes, do not include other calls for police service, and only represent police service where a report was made. Police Incident Reports are classified by primary offense categories as defined by the Uniform Crime Reporting (UCR) system, however for this report all offenses are included, and each incident may have more than one offense listed on it. In cases where there is more than one offense listed, all offenses are counted individually. Although every reasonable verification effort is made, the accuracy of any data is subject to the constraints of the report generation process as well as the manner, format, and point in time of any query.

-
- PART I OFFENSES:** Chosen by the FBI as Part I Offenses because they are serious crimes that occur with regularity in all areas of the country and are likely to be reported to Police.
- PART II OFFENSES:** All other crimes other than the eight Part I Offenses. The Uniform Crime Reporting Program gathers only arrest data for Part II Offenses, however, SLCPD results displayed in this document display all Part II Offenses, regardless of the presence of arrest data.
- ALL OTHER OFFENSES:** Under the Part II Offense section, 'All Other Offenses' include Peeping Tom, Trespass, Kidnap/Abduction, Pornography, Extortion/Blackmail, Bribery, Warrants, Sexual Offenses, Obstruction, Public Peace, and Hit & Run.
- NON-UCR OFFENSES:** Non-UCR Offenses include reports for all other offenses not classified as a Part I or Part II Offense. Results displayed separate some of these offenses such as Ambulance Calls, Deaths, Missing Persons, Suicides, Suspicious Activity, and Traffic Accidents.
- ALL OTHER NON-UCR:** Under the Non-UCR category, 'All Other' include the remainder of offenses not classified as Part I or Part II and not separated from the Non-UCR Offenses. These include things such as Loud Parties, Barking Dogs, Mentally Ill Subjects, Citizen Assistance, etc.
- LOW NUMBER OFFENSES:** On page two, in the interest of space and allowing for easier viewing, the category titled 'Low Number Offenses' include Part I and Part II Offenses from page one that have totals under the amount of 26.

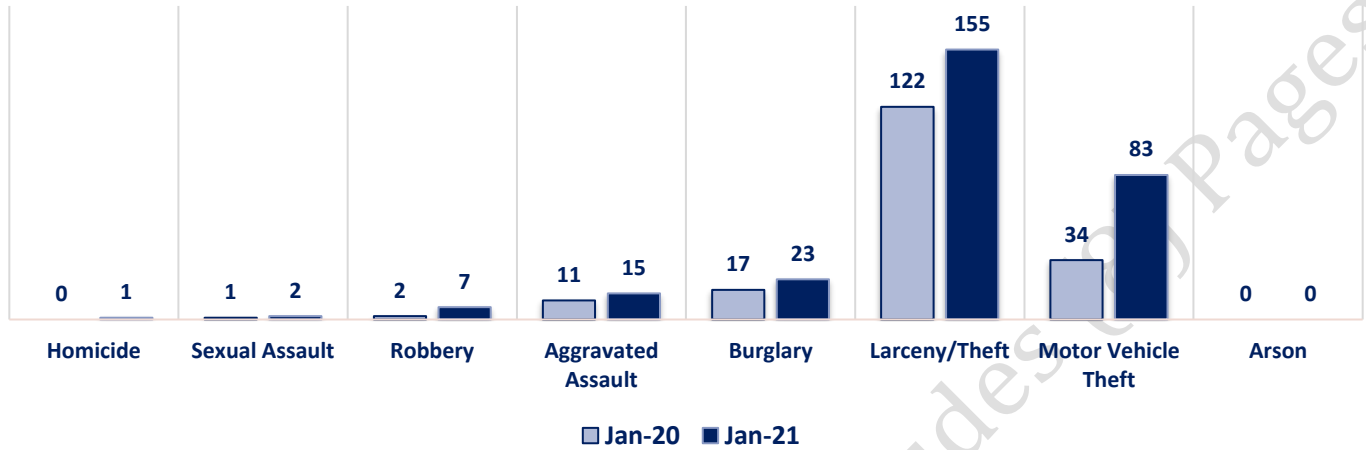
Offenses

		OFFENSE	JAN 20	JAN 21	OFFENSE	JAN 20	JAN 21
PART I OFFENSES	VIOLENT	Homicide	0	1	Other Assaults	48	52
		Sexual Assault	1	2	Forgery/Counterfeit	8	3
		Robbery	2	7	Fraud	30	26
		Aggravated Assault	11	15	Embezzlement	2	0
		Burglary	17	23	Stolen Property	9	12
	PROPERTY	Larceny/Theft	122	155	Vandalism	49	56
		Motor Vehicle Theft	34	83	Weapons	13	19
		Arson	0	0	Prostitution	1	0
		PART I TOTALS	187	286	Sex Offenses	4	3
NON-UCR OFFENSES	Ambulance Calls	27	19	Drug Abuse	89	69	
	Deaths	2	8	Gambling	0	0	
	Missing Persons	8	6	Family Offenses	44	48	
	Suicides	0	0	DUI	12	10	
	Suspicious Activity	20	18	Liquor Laws	2	0	
	Traffic Accidents	73	66	Drunkenness	10	3	
	All Other	264	201	Disorderly Conduct	3	5	
	NON-UCR TOTALS	394	318	All Other Offenses	196	159	
	PART I OFFENSES	187	286	Curfew/Loitering	0	0	
	PART II OFFENSES	527	465	Runaway	7	0	
TOTALS	NON-UCR OFFENSES	394	318	PART II TOTALS	527	465	
	TOTAL	1108	1069				

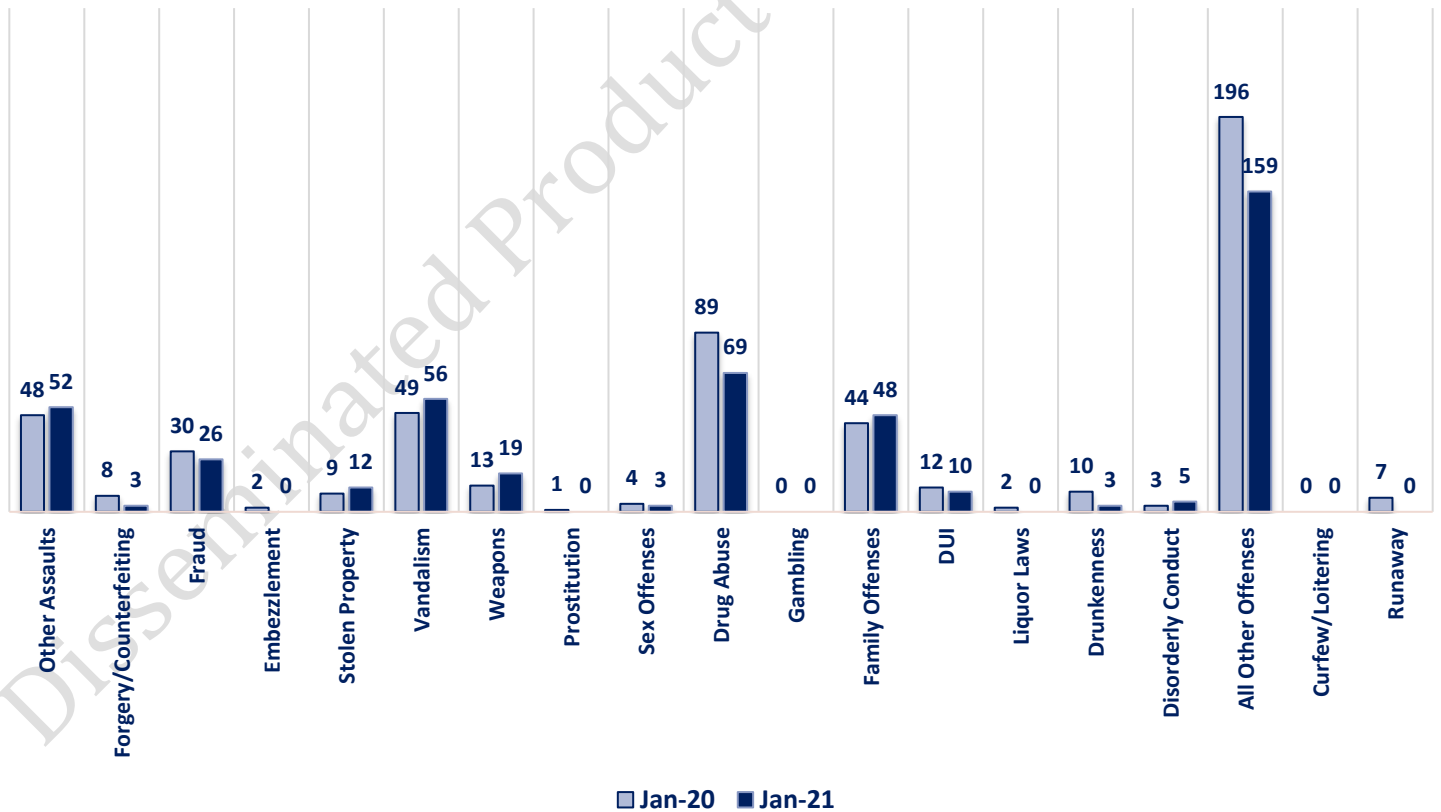
JAN 2021- PART I & II OFFENSE PERCENTAGES



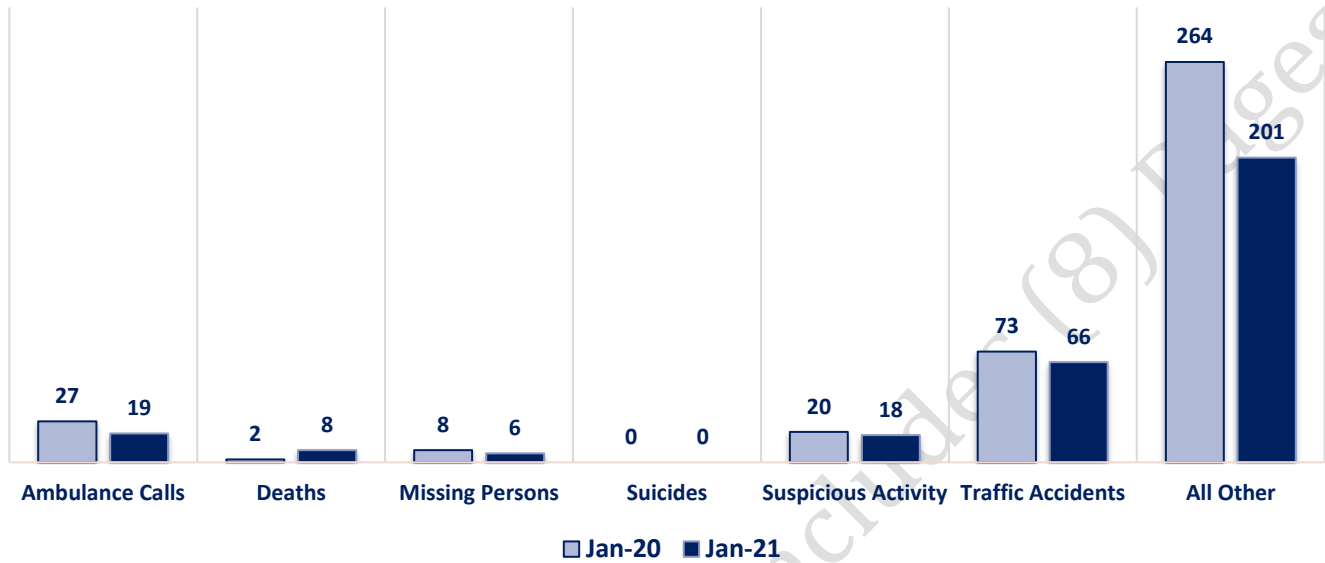
Part I Offenses



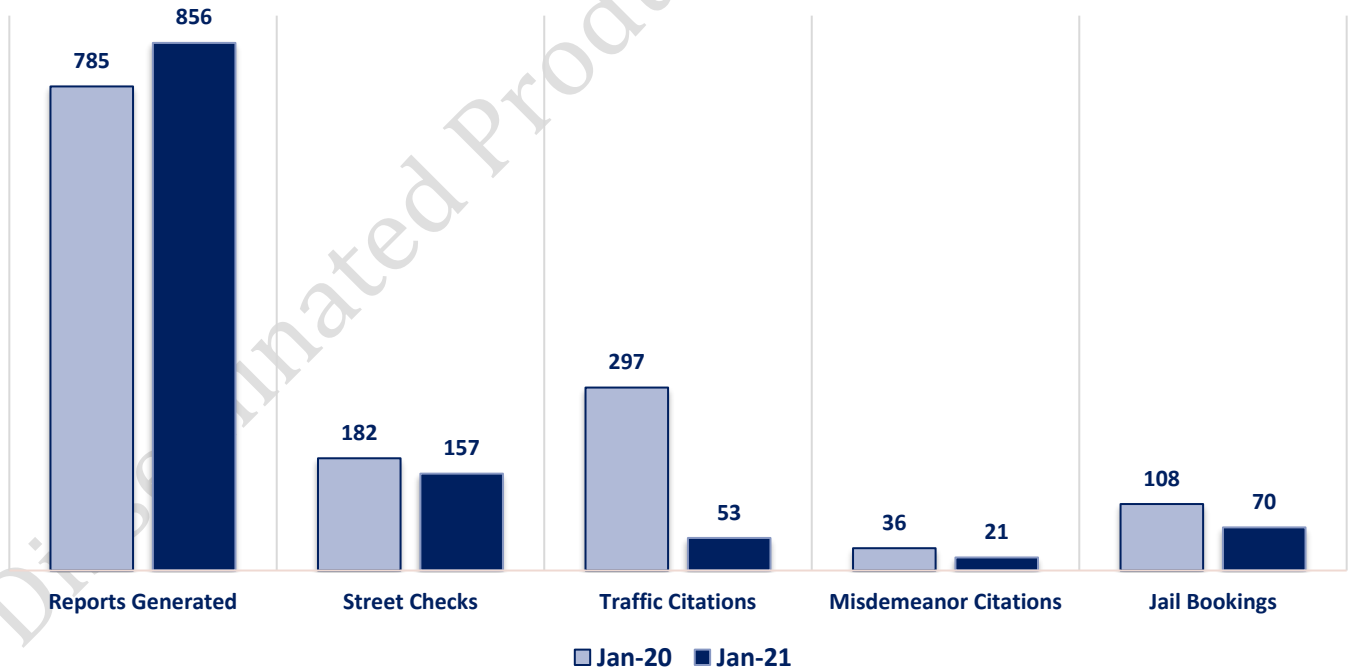
Part II Offenses



Non-UCR Offenses

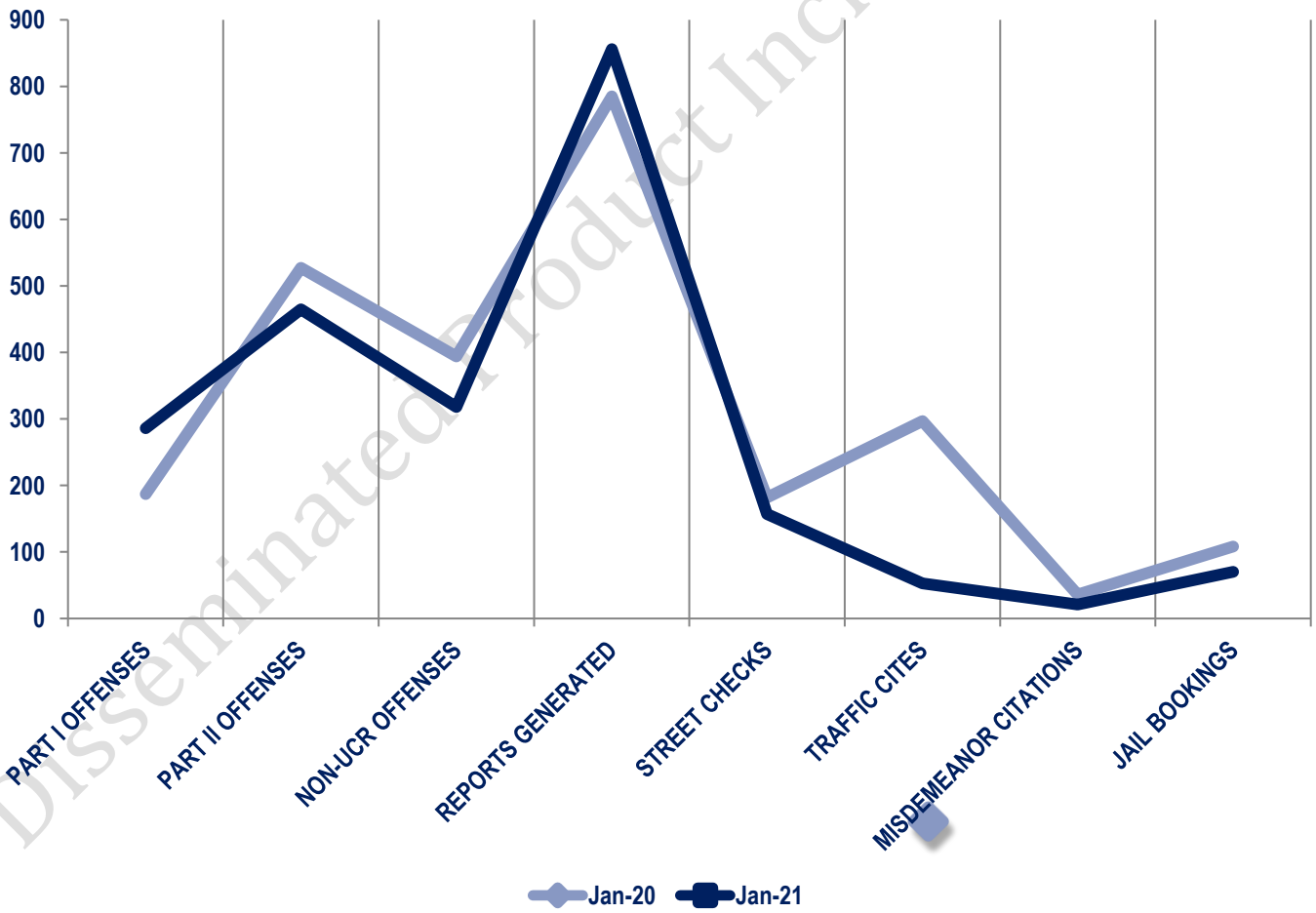


Other Event Totals



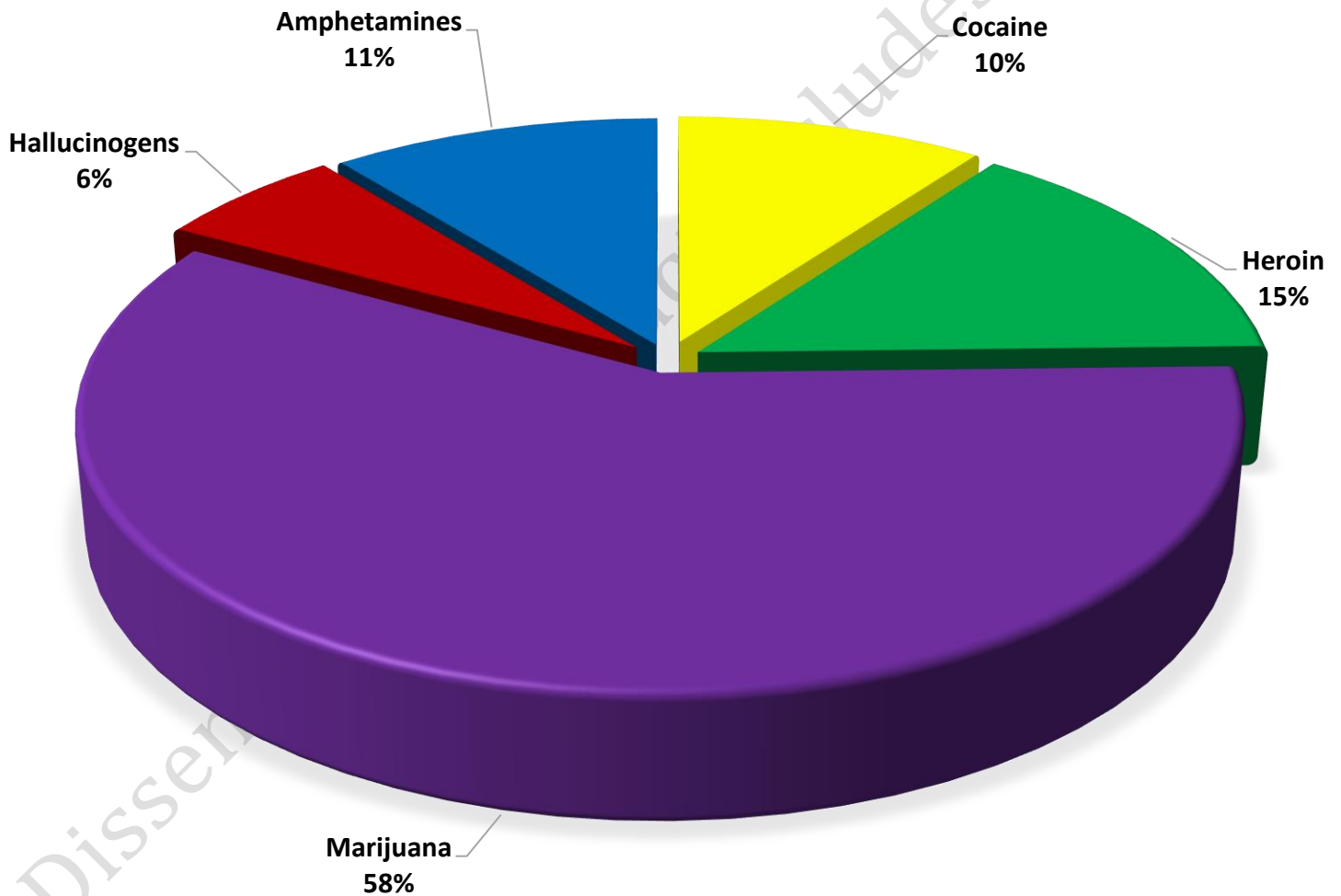
Combined Offense/Event Trends

	JAN 2020	JAN 2021
Part I Offenses	187	286
Part II Offenses	527	465
NonUCR Offenses	394	318
Reports Generated	785	856
Street Checks	182	157
Traffic Citations	297	53
Misdemeanor Citations	36	21
Jail Bookings	108	70



Seized Drugs

TYPE	DOSES	STREET VALUE	
Cocaine	2047.0	\$	20,470.00
Heroin	2956.0	\$	29,560.00
Marijuana	11884.5	\$	71,307.21
Hallucinogens	1252.6	\$	2,505.13
Amphetamines	2184.0	\$	21,840.00
TOTAL	20324.1	\$	145,682.34



Part I & II Offenses - One Year

