



CITY COUNCIL DISTRICT #3 MONTHLY OFFENSE SUMMARY

January 2021

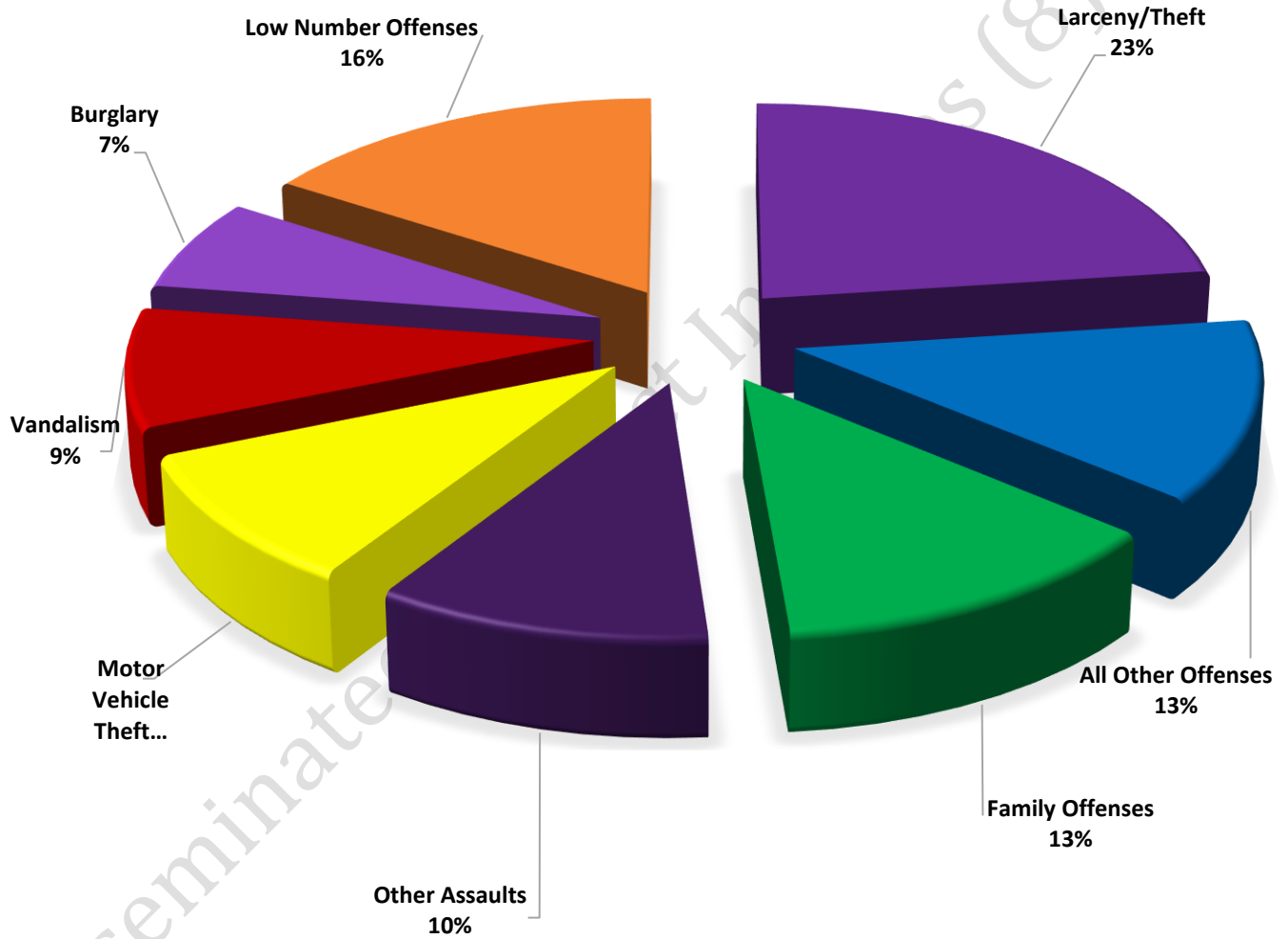
These figures represent preliminary counts of original Police Incident Reports and include all offenses within the above listed City Council District only. Full statistical analysis to determine the confidence level of this data has not been performed. The results contained herein are approximate in relation to the listed area and may not fully coincide with data shown in other areas of SLCPD's Crime Statistics page such as Calls for Service, Crimes Trending, and Crime Reports due to and reflective of departmental procedures that were in place at the time the event occurred and the date this data was compiled. Results displayed are not distinguished as attempted or completed crimes, do not include other calls for police service, and only represent police service where a report was made. Police Incident Reports are classified by primary offense categories as defined by the Uniform Crime Reporting (UCR) system, however for this report all offenses are included, and each incident may have more than one offense listed on it. In cases where there is more than one offense listed, all offenses are counted individually. Although every reasonable verification effort is made, the accuracy of any data is subject to the constraints of the report generation process as well as the manner, format, and point in time of any query.

-
- PART I OFFENSES:** Chosen by the FBI as Part I Offenses because they are serious crimes that occur with regularity in all areas of the country and are likely to be reported to Police.
- PART II OFFENSES:** All other crimes other than the eight Part I Offenses. The Uniform Crime Reporting Program gathers only arrest data for Part II Offenses, however, SLCPD results displayed in this document display all Part II Offenses, regardless of the presence of arrest data.
- ALL OTHER OFFENSES:** Under the Part II Offense section, 'All Other Offenses' include Peeping Tom, Trespass, Kidnap/Abduction, Pornography, Extortion/Blackmail, Bribery, Warrants, Sexual Offenses, Obstruction, Public Peace, and Hit & Run.
- NON-UCR OFFENSES:** Non-UCR Offenses include reports for all other offenses not classified as a Part I or Part II Offense. Results displayed separate some of these offenses such as Ambulance Calls, Deaths, Missing Persons, Suicides, Suspicious Activity, and Traffic Accidents.
- ALL OTHER NON-UCR:** Under the Non-UCR category, 'All Other' include the remainder of offenses not classified as Part I or Part II and not separated from the Non-UCR Offenses. These include things such as Loud Parties, Barking Dogs, Mentally Ill Subjects, Citizen Assistance, etc.
- LOW NUMBER OFFENSES:** On page two, in the interest of space and allowing for easier viewing, the category titled 'Low Number Offenses' include Part I and Part II Offenses from page one that have totals under the amount of 12.

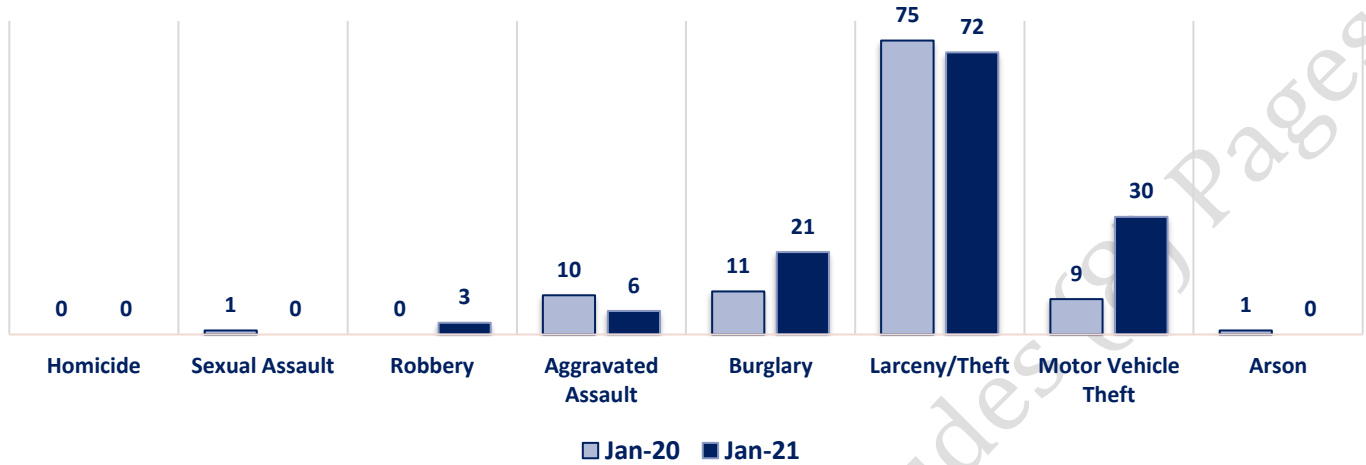
Offenses

		OFFENSE	JAN 20	JAN 21	OFFENSE	JAN 20	JAN 21
PART I OFFENSES	VIOLENT	Homicide	0	0	Other Assaults	31	33
		Sexual Assault	1	0	Forgery/Counterfeit	1	0
		Robbery	0	3	Fraud	13	10
		Aggravated Assault	10	6	Embezzlement	0	0
		Burglary	11	21	Stolen Property	3	1
	PROPERTY	Larceny/Theft	75	72	Vandalism	25	27
		Motor Vehicle Theft	9	30	Weapons	2	4
		Arson	1	0	Prostitution	0	0
		PART I TOTALS	107	132	Sex Offenses	1	0
NON-UCR OFFENSES	Ambulance Calls	11	8	Drug Abuse	19	12	
	Deaths	5	2	Gambling	0	0	
	Missing Persons	1	5	Family Offenses	27	40	
	Suicides	0	0	DUI	4	5	
	Suspicious Activity	9	22	Liquor Laws	1	0	
	Traffic Accidents	46	23	Drunkenness	6	2	
	All Other	109	103	Disorderly Conduct	0	6	
	NON-UCR TOTALS	181	163	All Other Offenses	62	41	
	PART I OFFENSES	107	132	Curfew/Loitering	0	0	
	PART II OFFENSES	200	182	Runaway	5	1	
TOTALS	NON-UCR OFFENSES	181	163	PART II TOTALS	200	182	
	TOTAL	488	477				

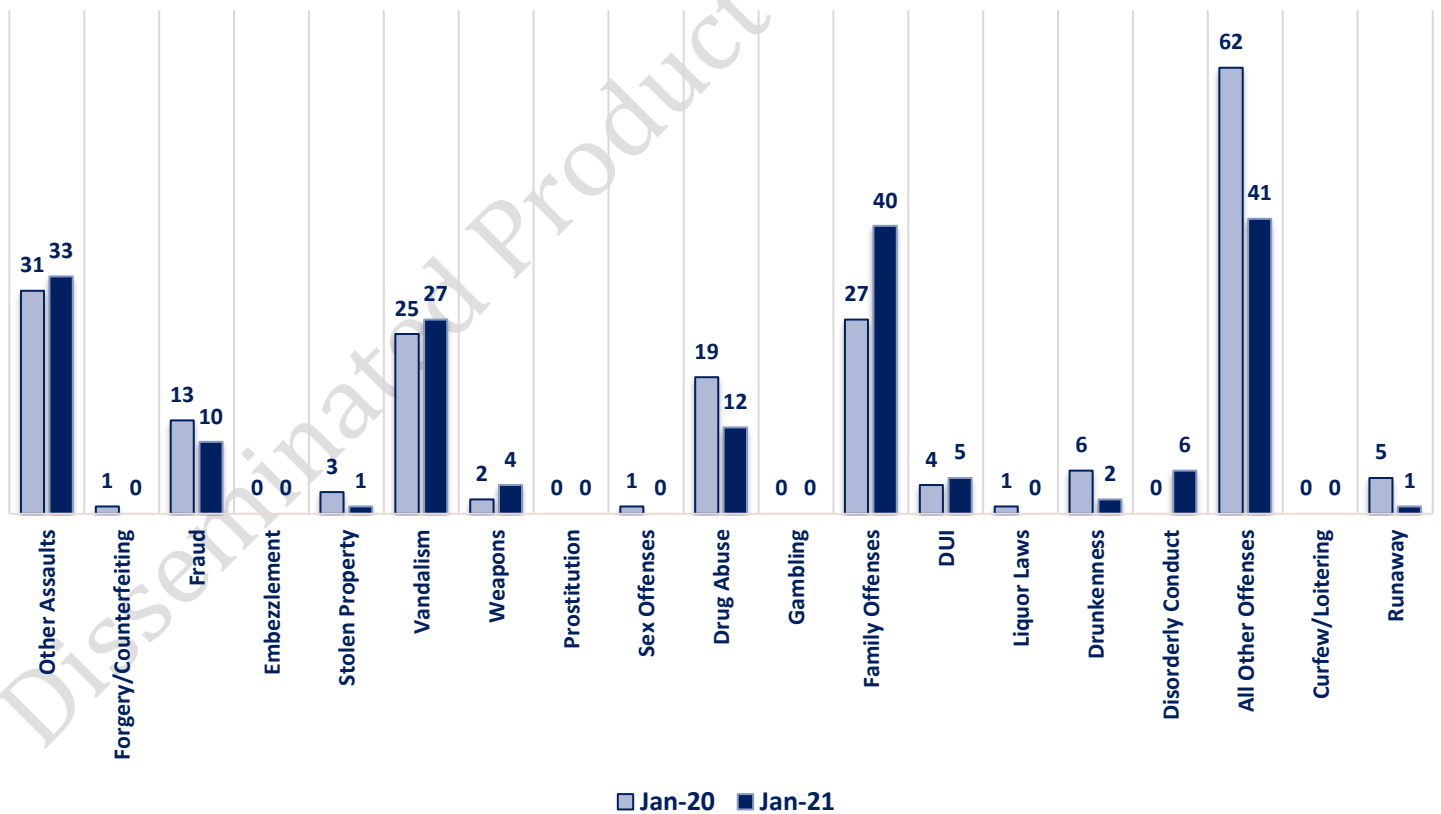
JAN 2021- PART I & II OFFENSE PERCENTAGES



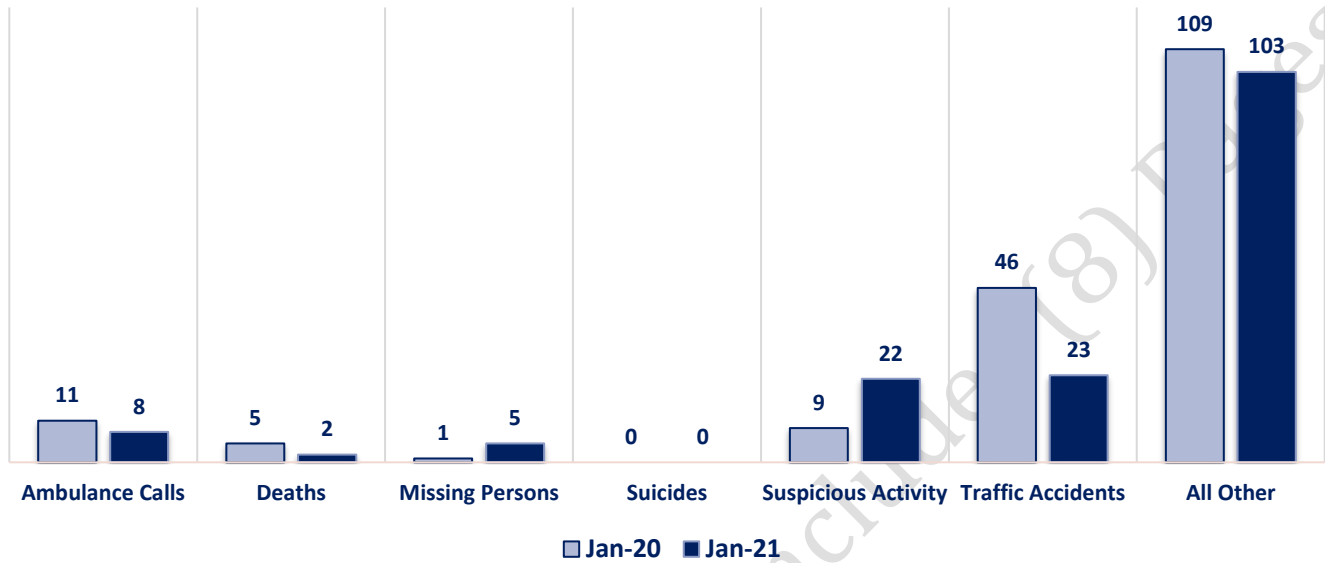
Part I Offenses



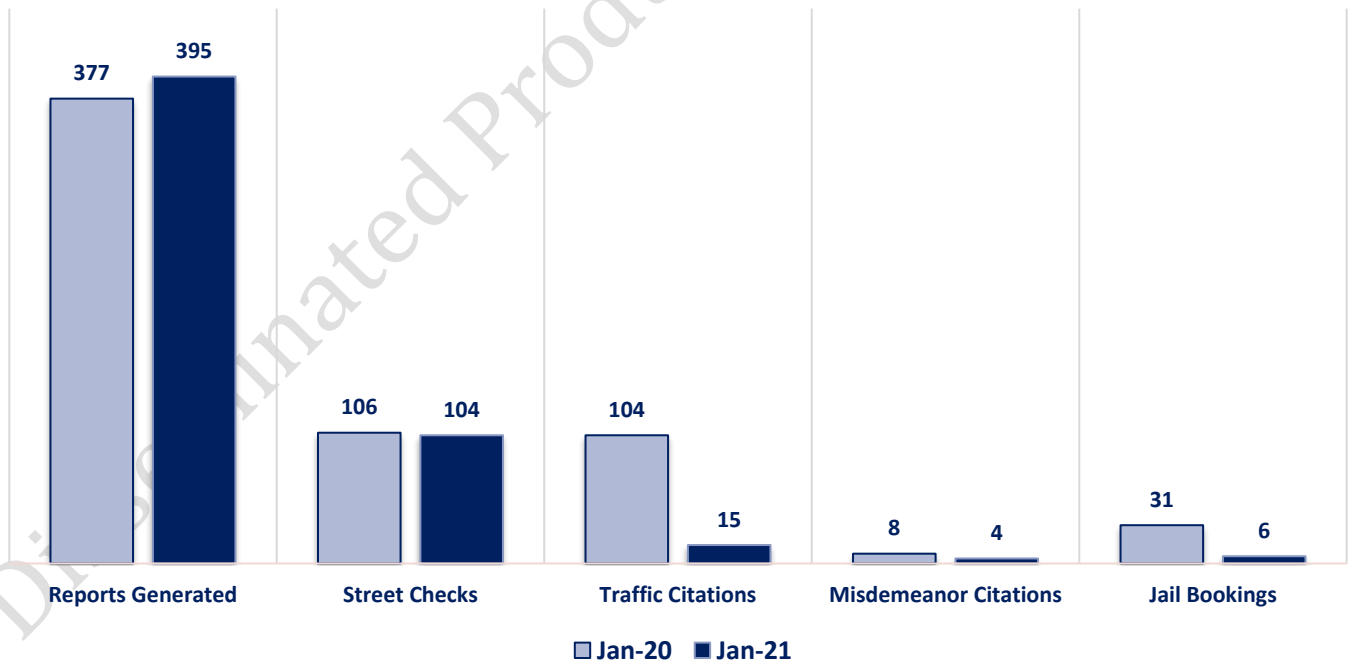
Part II Offenses



Non-UCR Offenses

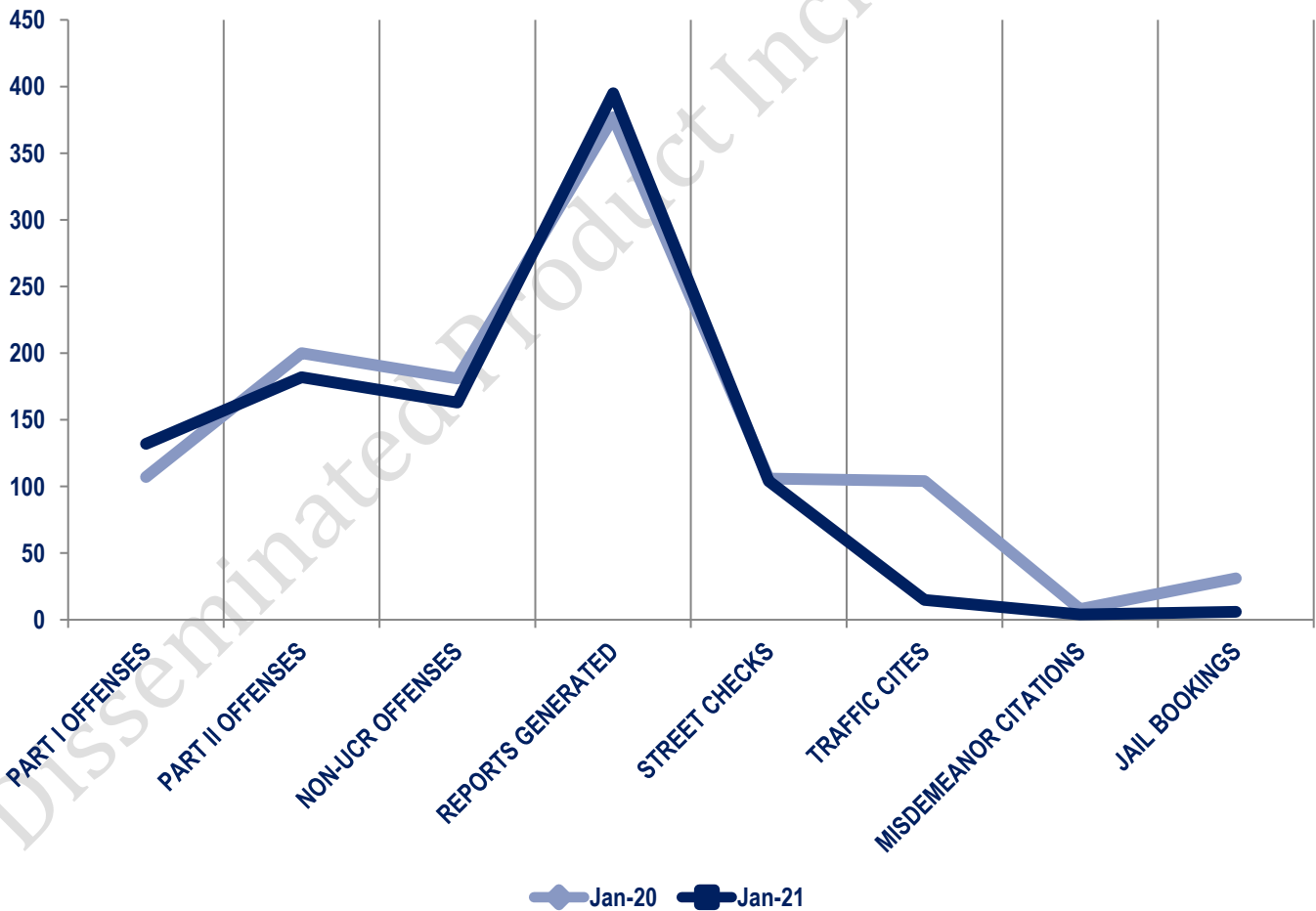


Other Event Totals



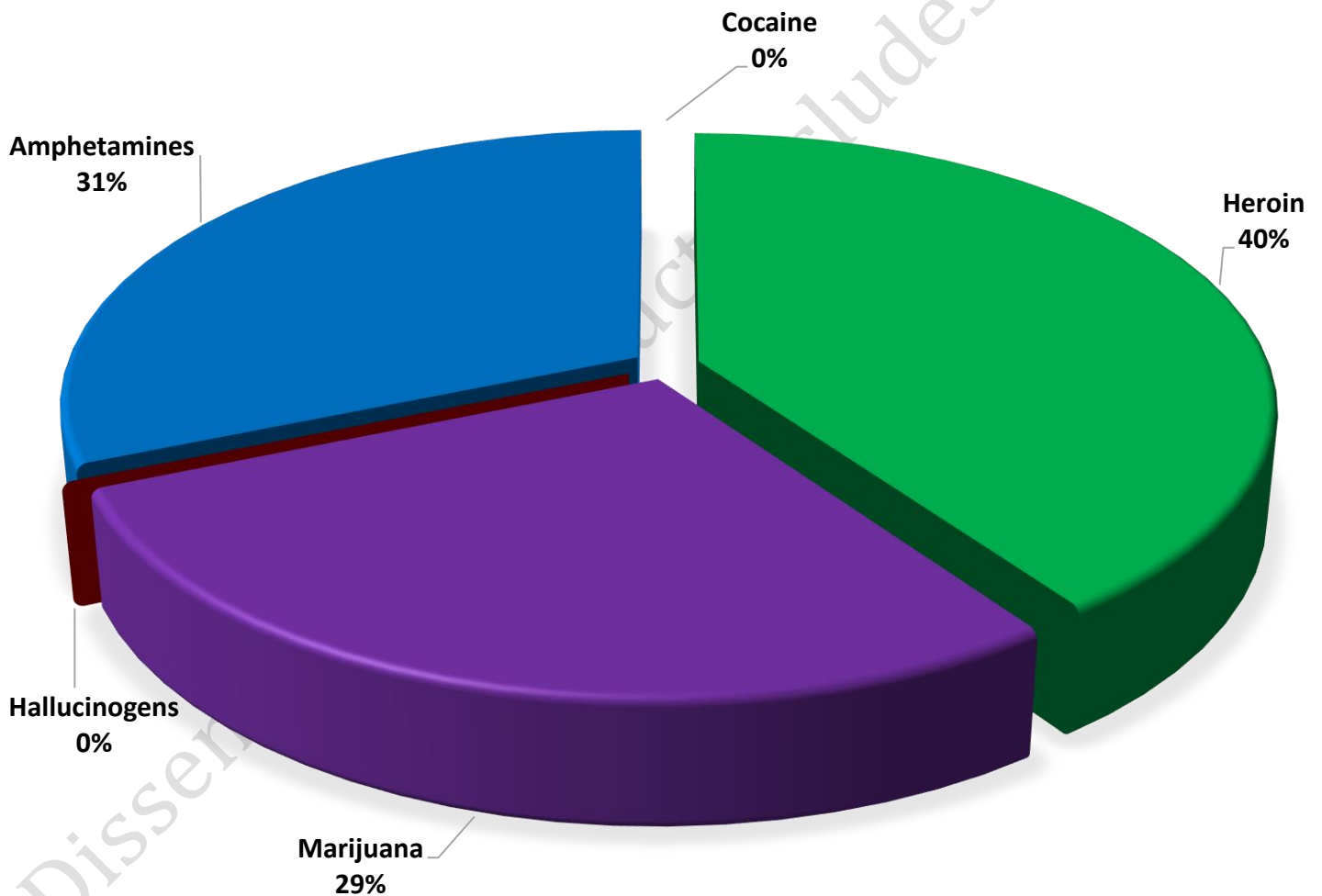
Combined Offense/Event Trends

	JAN 2020	JAN 2021
Part I Offenses	107	132
Part II Offenses	200	182
NonUCR Offenses	181	163
Reports Generated	377	395
Street Checks	106	104
Traffic Citations	104	15
Misdemeanor Citations	8	4
Jail Bookings	31	6



Seized Drugs

TYPE	DOSES	STREET VALUE	
Cocaine	0.0	\$	-
Heroin	81.0	\$	810.00
Marijuana	57.5	\$	344.98
Hallucinogens	0.0	\$	-
Amphetamines	63.0	\$	630.00
TOTAL	201.5	\$	1,784.98



Part I & II Offenses - One Year

