



CITY COUNCIL DISTRICT #4 MONTHLY OFFENSE SUMMARY

January 2021

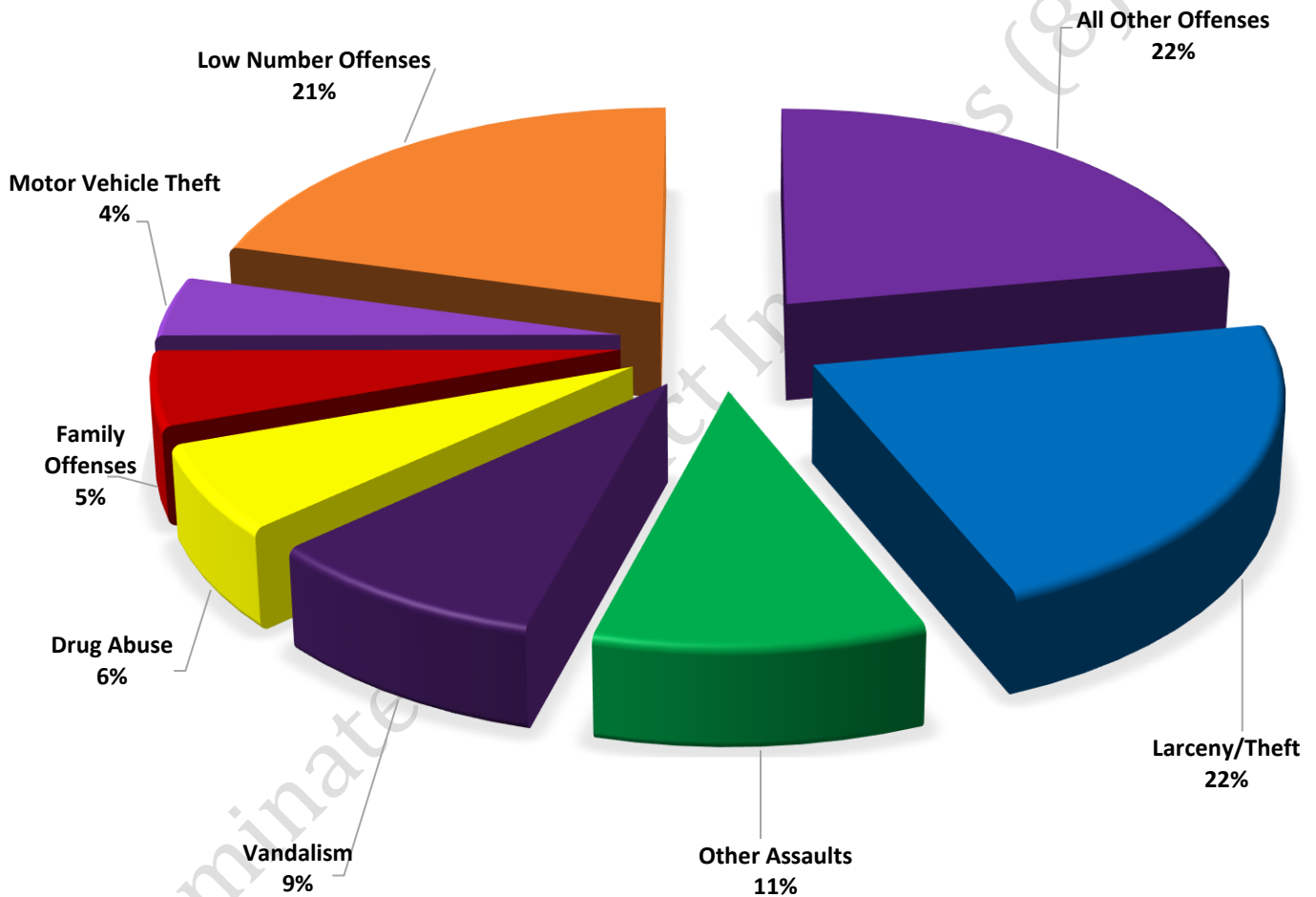
These figures represent preliminary counts of original Police Incident Reports and include all offenses within the above listed City Council District only. Full statistical analysis to determine the confidence level of this data has not been performed. The results contained herein are approximate in relation to the listed area and may not fully coincide with data shown in other areas of SLCPD's Crime Statistics page such as Calls for Service, Crimes Trending, and Crime Reports due to and reflective of departmental procedures that were in place at the time the event occurred and the date this data was compiled. Results displayed are not distinguished as attempted or completed crimes, do not include other calls for police service, and only represent police service where a report was made. Police Incident Reports are classified by primary offense categories as defined by the Uniform Crime Reporting (UCR) system, however for this report all offenses are included, and each incident may have more than one offense listed on it. In cases where there is more than one offense listed, all offenses are counted individually. Although every reasonable verification effort is made, the accuracy of any data is subject to the constraints of the report generation process as well as the manner, format, and point in time of any query.

-
- PART I OFFENSES:** Chosen by the FBI as Part I Offenses because they are serious crimes that occur with regularity in all areas of the country and are likely to be reported to Police.
- PART II OFFENSES:** All other crimes other than the eight Part I Offenses. The Uniform Crime Reporting Program gathers only arrest data for Part II Offenses, however, SLCPD results displayed in this document display all Part II Offenses, regardless of the presence of arrest data.
- ALL OTHER OFFENSES:** Under the Part II Offense section, 'All Other Offenses' include Peeping Tom, Trespass, Kidnap/Abduction, Pornography, Extortion/Blackmail, Bribery, Warrants, Sexual Offenses, Obstruction, Public Peace, and Hit & Run.
- NON-UCR OFFENSES:** Non-UCR Offenses include reports for all other offenses not classified as a Part I or Part II Offense. Results displayed separate some of these offenses such as Ambulance Calls, Deaths, Missing Persons, Suicides, Suspicious Activity, and Traffic Accidents.
- ALL OTHER NON-UCR:** Under the Non-UCR category, 'All Other' include the remainder of offenses not classified as Part I or Part II and not separated from the Non-UCR Offenses. These include things such as Loud Parties, Barking Dogs, Mentally Ill Subjects, Citizen Assistance, etc.
- LOW NUMBER OFFENSES:** On page two, in the interest of space and allowing for easier viewing, the category titled 'Low Number Offenses' include Part I and Part II Offenses from page one that have totals under the amount of 33.

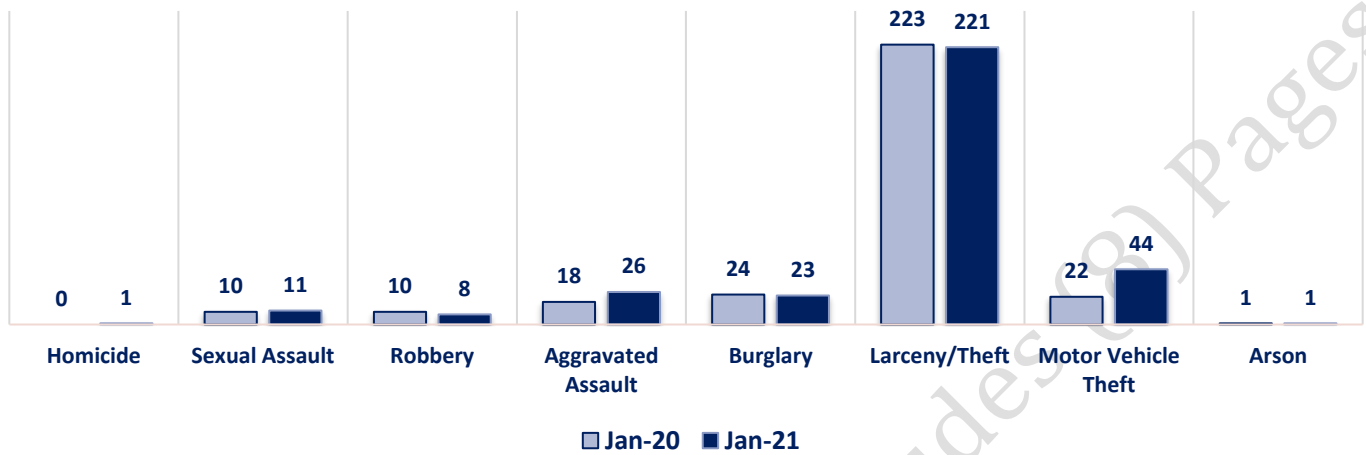
Offenses

		OFFENSE	JAN 20	JAN 21	OFFENSE	JAN 20	JAN 21
PART I OFFENSES	VIOLENT	Homicide	0	1	Other Assaults	131	106
		Sexual Assault	10	11	Forgery/Counterfeit	8	9
		Robbery	10	8	Fraud	45	33
		Aggravated Assault	18	26	Embezzlement	0	0
		Burglary	24	23	Stolen Property	4	13
	PROPERTY	Larceny/Theft	223	221	Vandalism	64	92
		Motor Vehicle Theft	22	44	Weapons	7	4
		Arson	1	1	Prostitution	3	0
		PART I TOTALS	308	335	Sex Offenses	7	5
NON-UCR OFFENSES	Ambulance Calls	83	63	Drug Abuse	76	64	
	Deaths	10	8	Gambling	0	0	
	Missing Persons	18	18	Family Offenses	62	55	
	Suicides	1	0	DUI	19	12	
	Suspicious Activity	26	37	Liquor Laws	8	5	
	Traffic Accidents	136	68	Drunkenness	50	28	
	All Other	356	320	Disorderly Conduct	25	28	
	NON-UCR TOTALS	630	514	All Other Offenses	350	225	
	PART I OFFENSES	308	335	Curfew/Loitering	0	0	
	PART II OFFENSES	864	683	Runaway	5	4	
TOTALS	NON-UCR OFFENSES	630	514	PART II TOTALS	864	683	
	TOTAL	1802	1532				

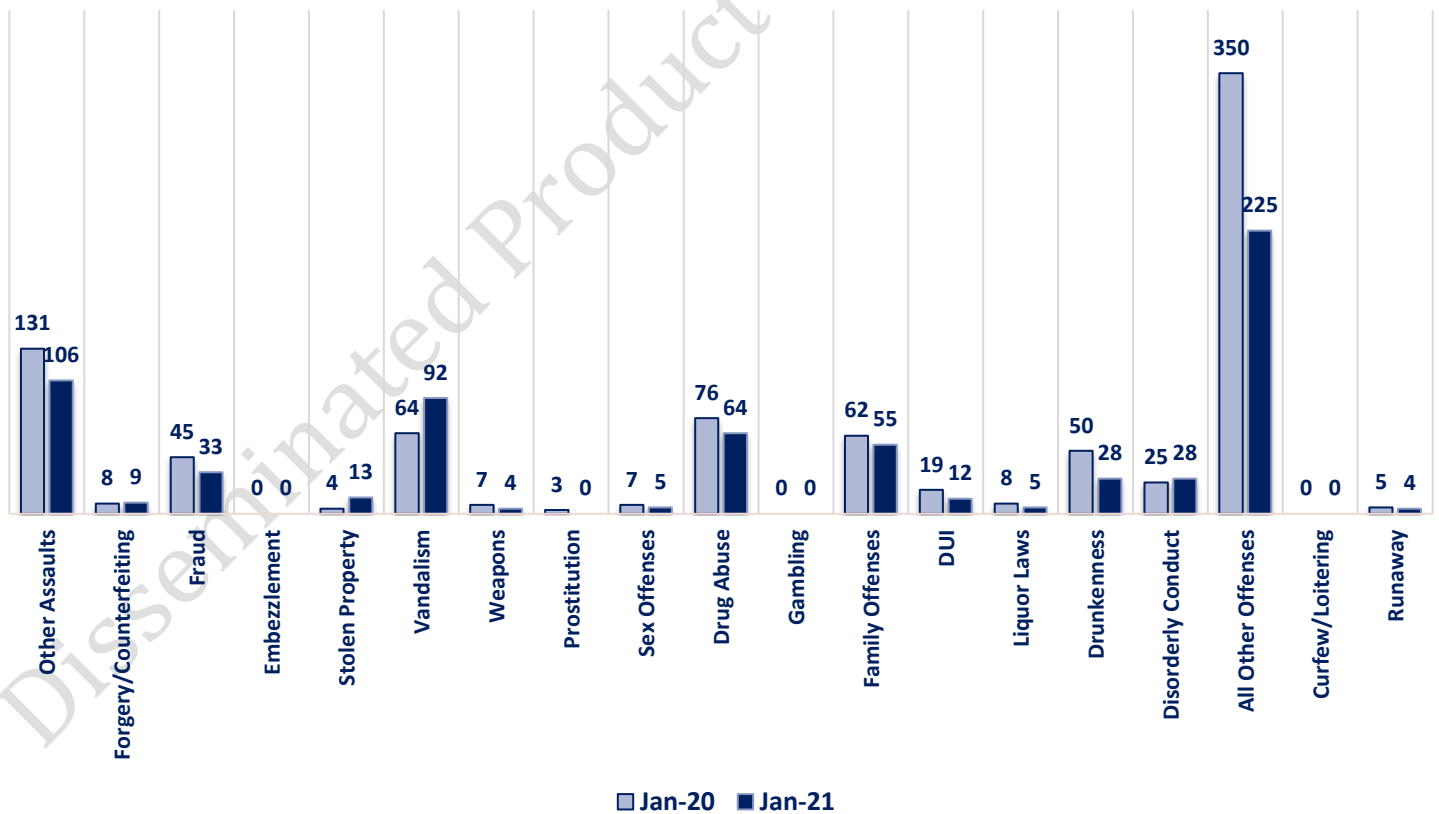
JAN 2021- PART I & II OFFENSE PERCENTAGES



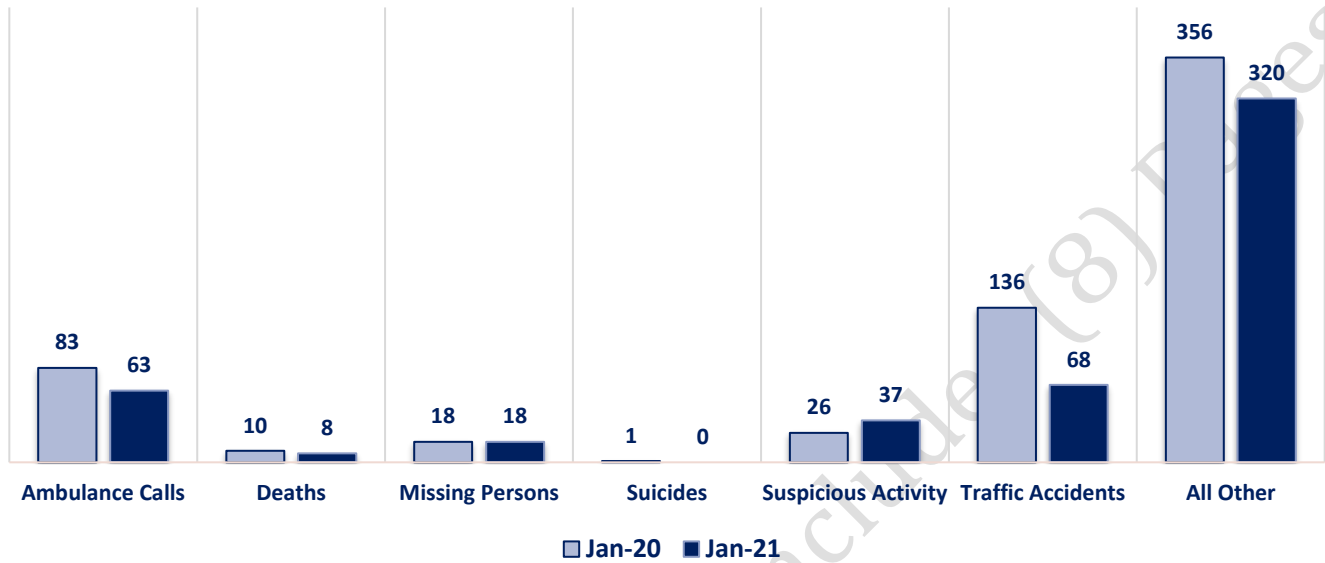
Part I Offenses



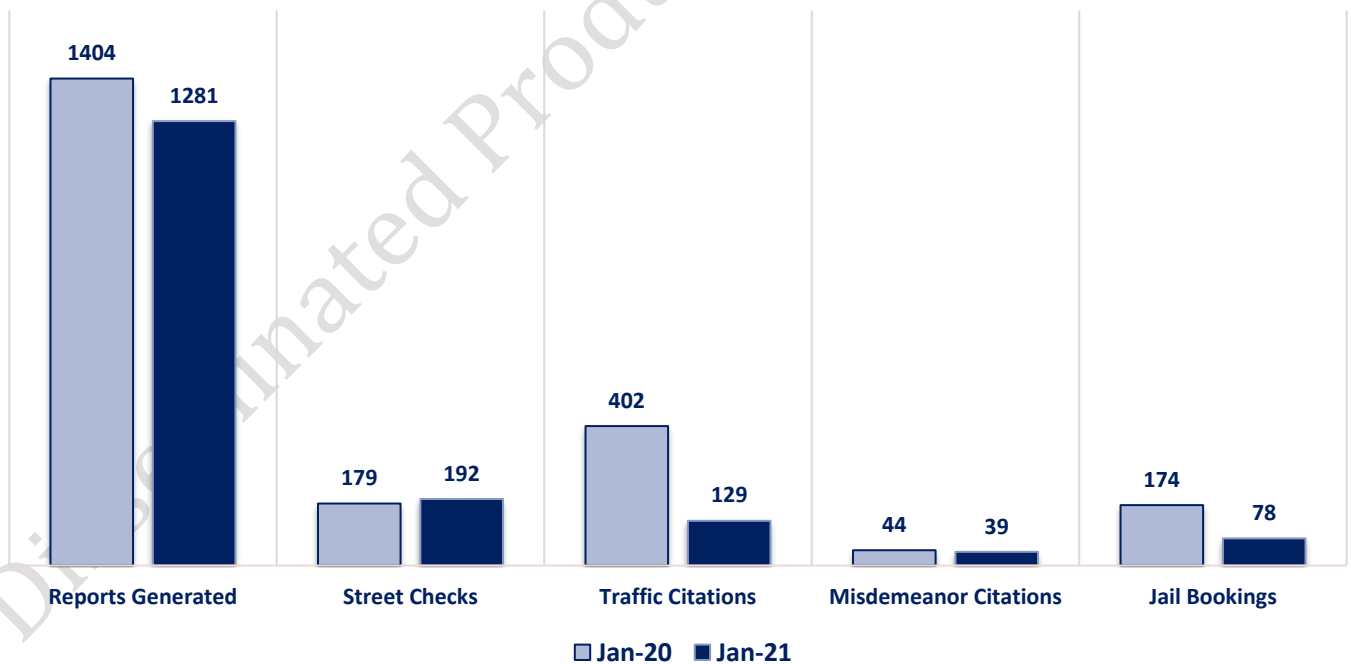
Part II Offenses



Non-UCR Offenses

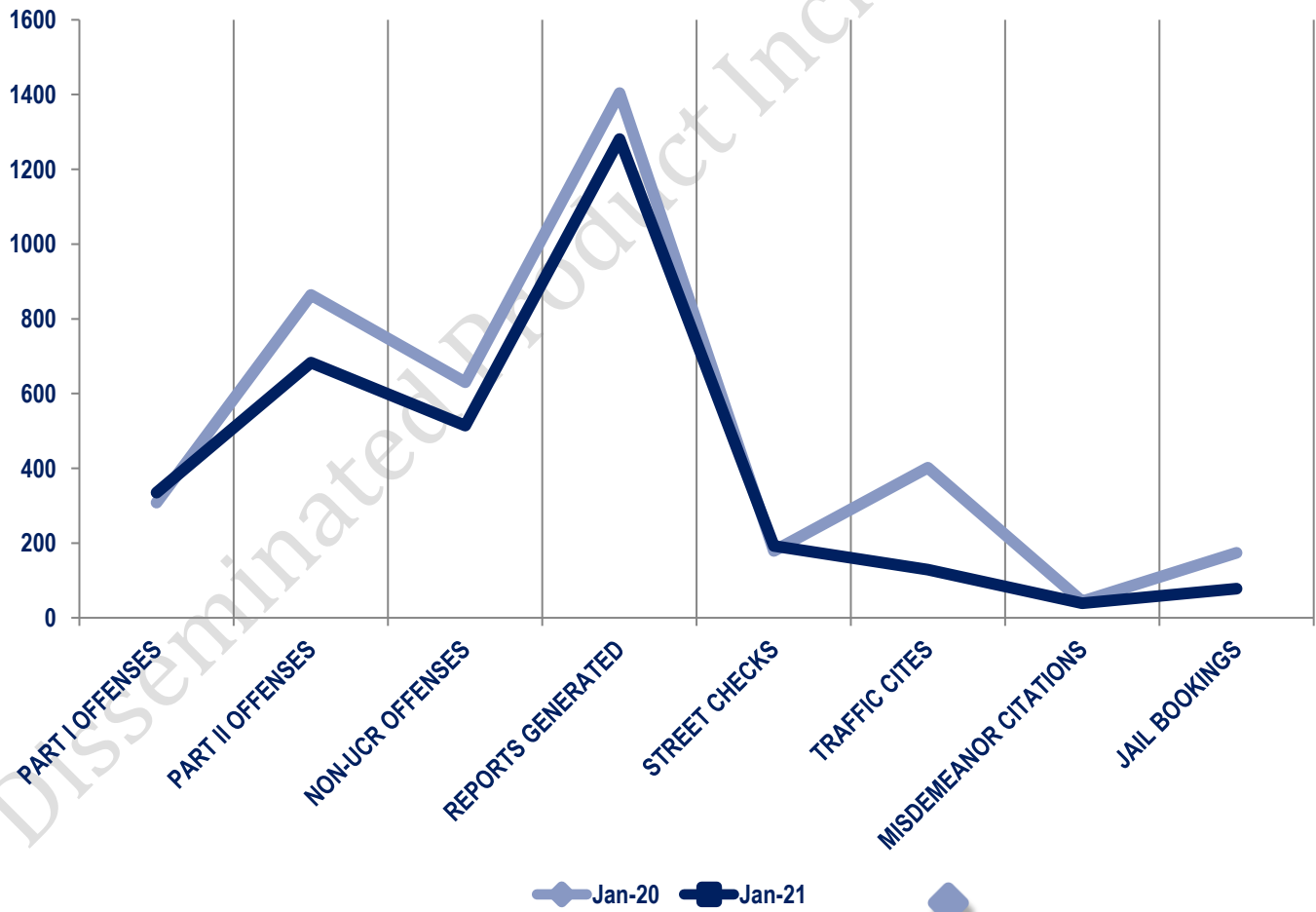


Other Event Totals



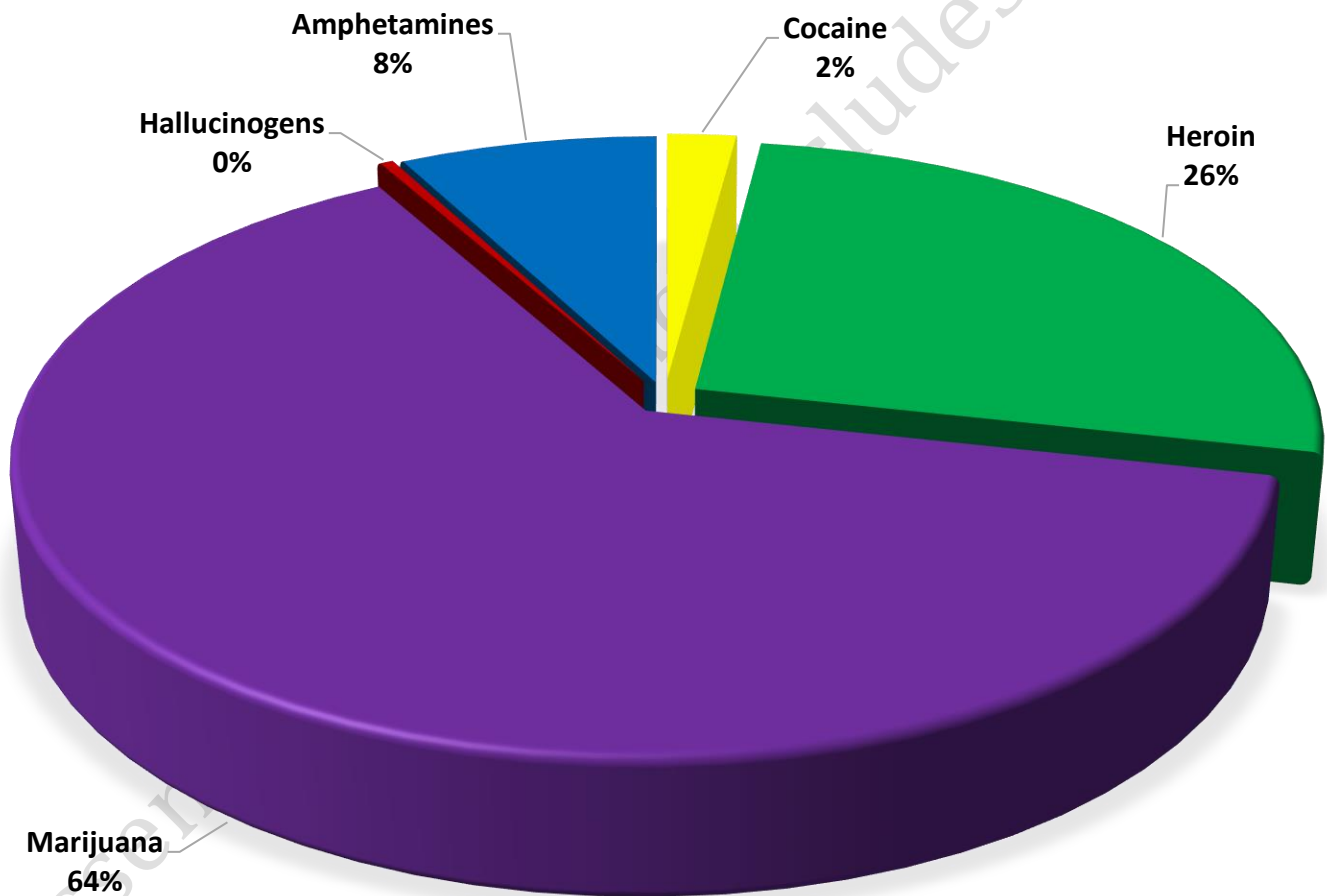
Combined Offense/Event Trends

	JAN 2020	JAN 2021
Part I Offenses	308	335
Part II Offenses	864	683
NonUCR Offenses	630	514
Reports Generated	1404	1281
Street Checks	179	192
Traffic Citations	402	129
Misdemeanor Citations	44	39
Jail Bookings	174	78



Seized Drugs

TYPE	DOSES	STREET VALUE
Cocaine	517.0	\$ 5,170.00
Heroin	6562.0	\$ 65,620.00
Marijuana	15769.4	\$ 94,616.65
Hallucinogens	98.1	\$ 196.12
Amphetamines	1928.1	\$ 19,281.20
TOTAL	24874.6	\$ 184,883.98



Part I & II Offenses - One Year

