



CITY COUNCIL DISTRICT #3 MONTHLY OFFENSE SUMMARY

February 2021

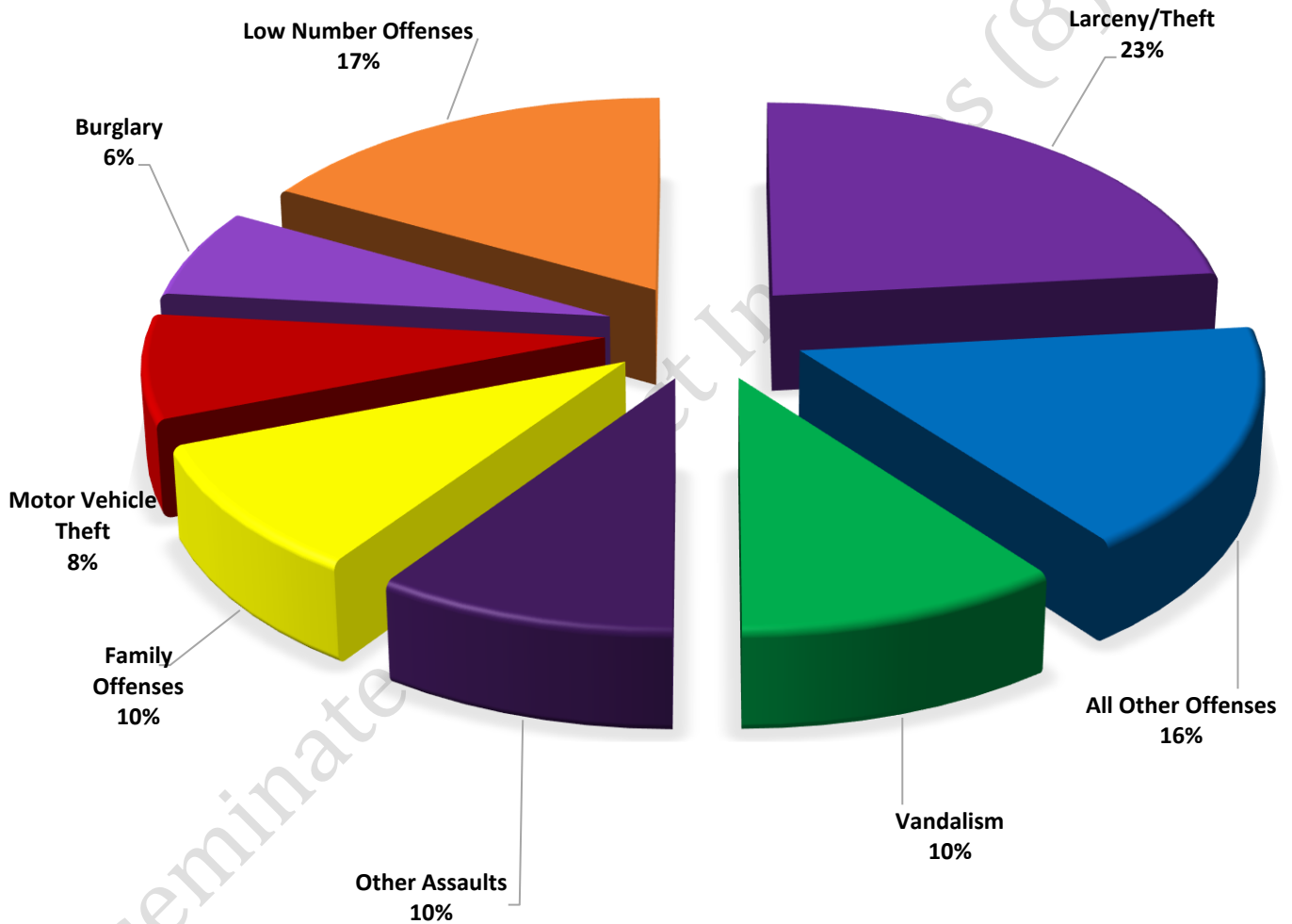
These figures represent preliminary counts of original Police Incident Reports and include all offenses within the above listed City Council District only. Full statistical analysis to determine the confidence level of this data has not been performed. The results contained herein are approximate in relation to the listed area and may not fully coincide with data shown in other areas of SLCPD's Crime Statistics page such as Calls for Service, Crimes Trending, and Crime Reports due to and reflective of departmental procedures that were in place at the time the event occurred and the date this data was compiled. Results displayed are not distinguished as attempted or completed crimes, do not include other calls for police service, and only represent police service where a report was made. Police Incident Reports are classified by primary offense categories as defined by the Uniform Crime Reporting (UCR) system, however for this report all offenses are included, and each incident may have more than one offense listed on it. In cases where there is more than one offense listed, all offenses are counted individually. Although every reasonable verification effort is made, the accuracy of any data is subject to the constraints of the report generation process as well as the manner, format, and point in time of any query.

- PART I OFFENSES:** Chosen by the FBI as Part I Offenses because they are serious crimes that occur with regularity in all areas of the country and are likely to be reported to Police.
- PART II OFFENSES:** All other crimes other than the eight Part I Offenses. The Uniform Crime Reporting Program gathers only arrest data for Part II Offenses, however, SLCPD results displayed in this document display all Part II Offenses, regardless of the presence of arrest data.
- ALL OTHER OFFENSES:** Under the Part II Offense section, 'All Other Offenses' include Peeping Tom, Trespass, Kidnap/Abduction, Pornography, Extortion/Blackmail, Bribery, Warrants, Sexual Offenses, Obstruction, Public Peace, and Hit & Run.
- NON-UCR OFFENSES:** Non-UCR Offenses include reports for all other offenses not classified as a Part I or Part II Offense. Results displayed separate some of these offenses such as Ambulance Calls, Deaths, Missing Persons, Suicides, Suspicious Activity, and Traffic Accidents.
- ALL OTHER NON-UCR:** Under the Non-UCR category, 'All Other' include the remainder of offenses not classified as Part I or Part II and not separated from the Non-UCR Offenses. These include things such as Loud Parties, Barking Dogs, Mentally Ill Subjects, Citizen Assistance, etc.
- LOW NUMBER OFFENSES:** On page two, in the interest of space and allowing for easier viewing, the category titled 'Low Number Offenses' include Part I and Part II Offenses from page one that have totals under the amount of 11.

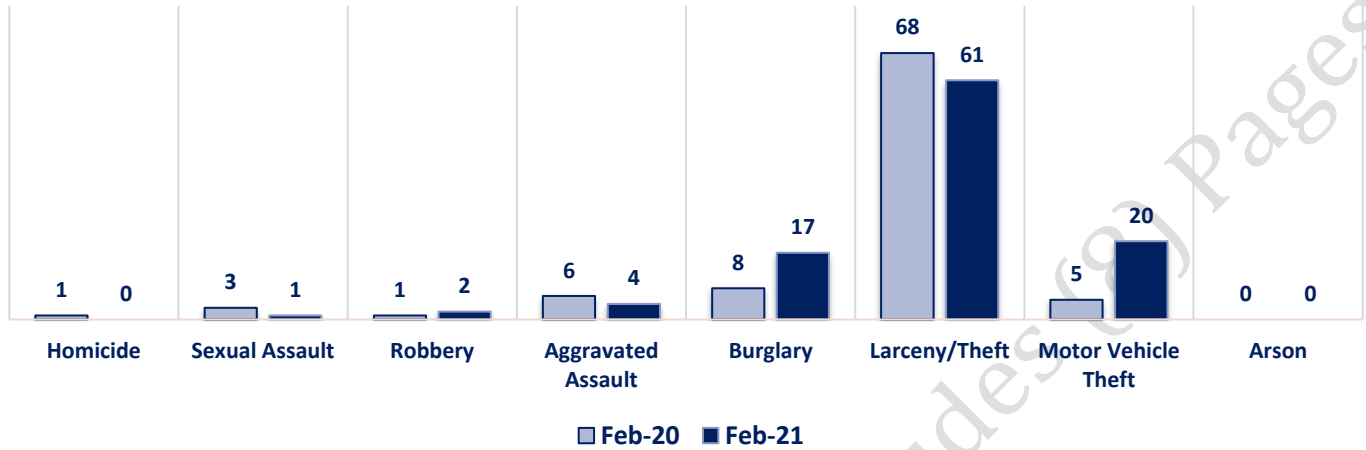
Offenses

		OFFENSE	FEB 20	FEB 21	OFFENSE	FEB 20	FEB 21
PART I OFFENSES	VIOLENT	Homicide	1	0	Other Assaults	18	25
		Sexual Assault	3	1	Forgery/Counterfeit	1	1
		Robbery	1	2	Fraud	8	8
		Aggravated Assault	6	4	Embezzlement	0	0
		Burglary	8	17	Stolen Property	3	2
	PROPERTY	Larceny/Theft	68	61	Vandalism	32	27
		Motor Vehicle Theft	5	20	Weapons	4	0
		Arson	0	0	Prostitution	0	0
		PART I TOTALS	92	105	Sex Offenses	4	1
NON-UCR OFFENSES	Ambulance Calls	14	10	Drug Abuse	19	11	
	Deaths	1	2	Gambling	0	0	
	Missing Persons	3	0	Family Offenses	21	25	
	Suicides	1	0	DUI	4	2	
	Suspicious Activity	15	15	Liquor Laws	0	1	
	Traffic Accidents	31	28	Drunkenness	6	5	
	All Other	86	77	Disorderly Conduct	3	6	
	NON-UCR TOTALS	151	132	All Other Offenses	71	43	
	PART I OFFENSES	92	105	Curfew/Loitering	0	0	
	PART II OFFENSES	200	157	Runaway	6	0	
TOTALS	NON-UCR OFFENSES	151	132	PART II TOTALS	200	157	
	TOTAL	443	394				

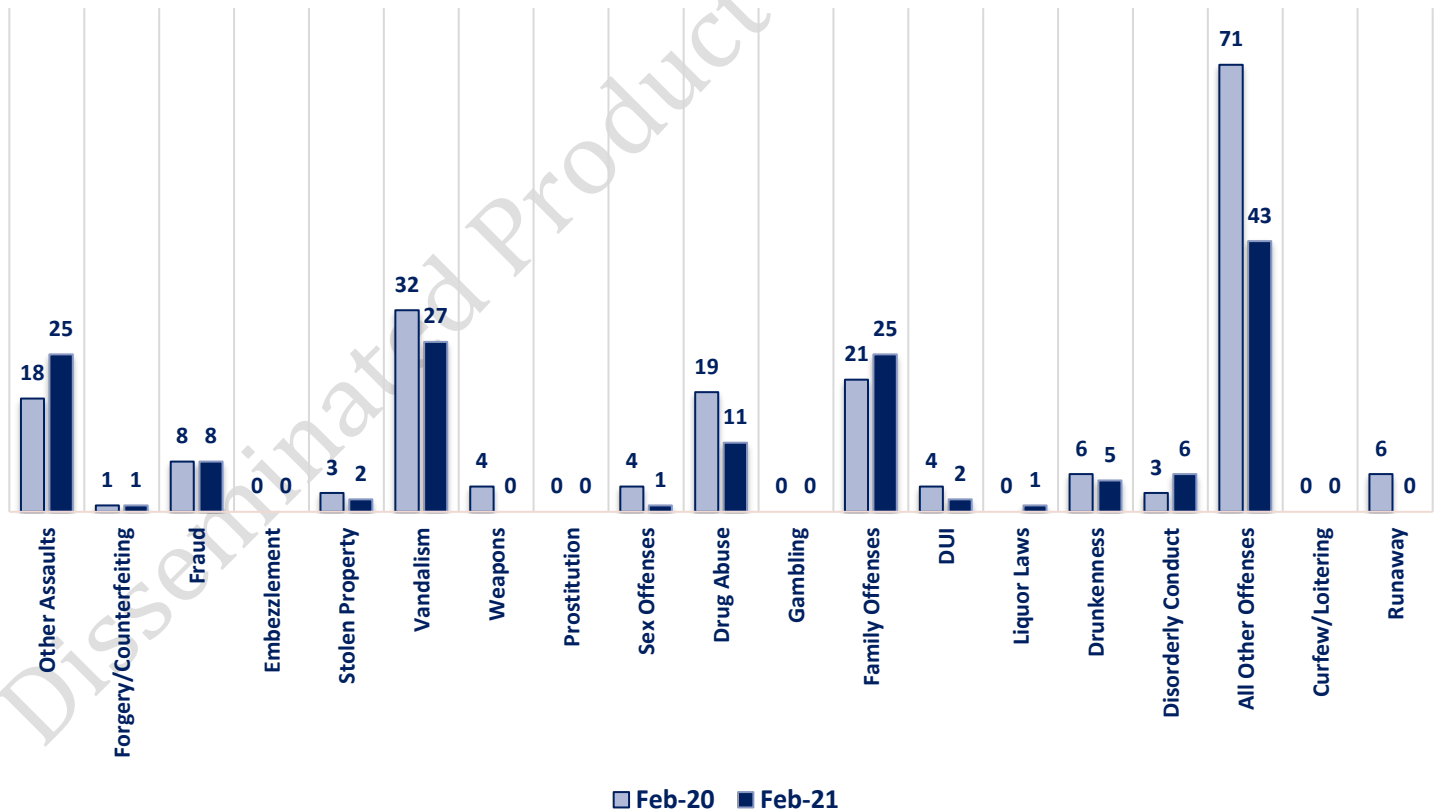
FEBRUARY 2021- PART I & II OFFENSE PERCENTAGES



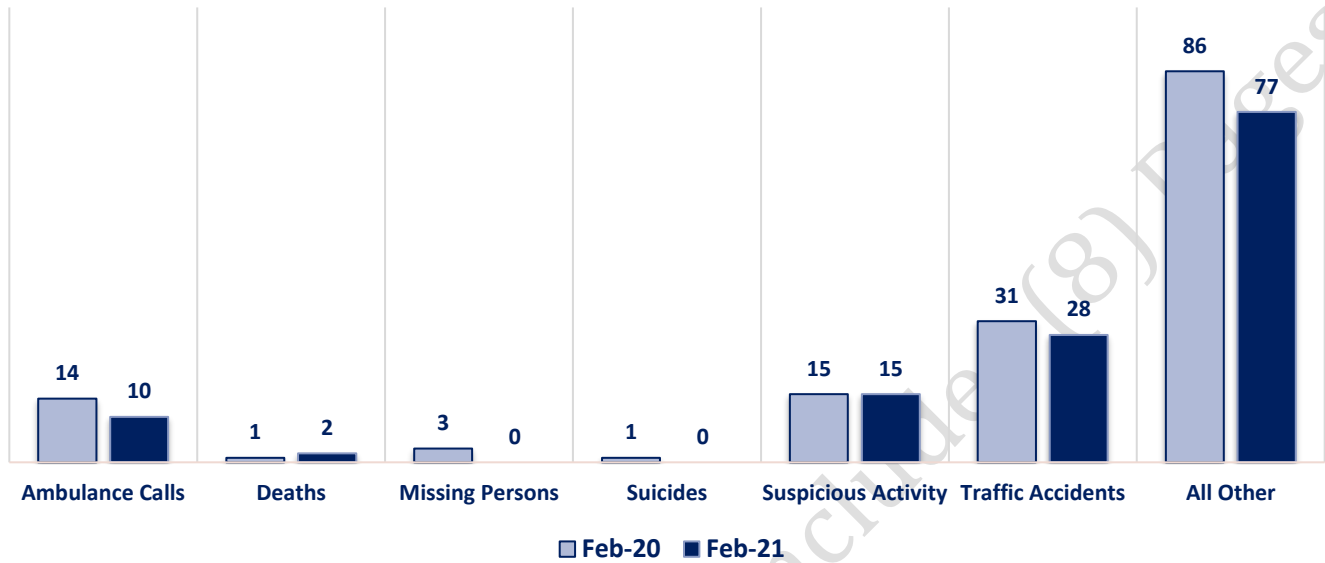
Part I Offenses



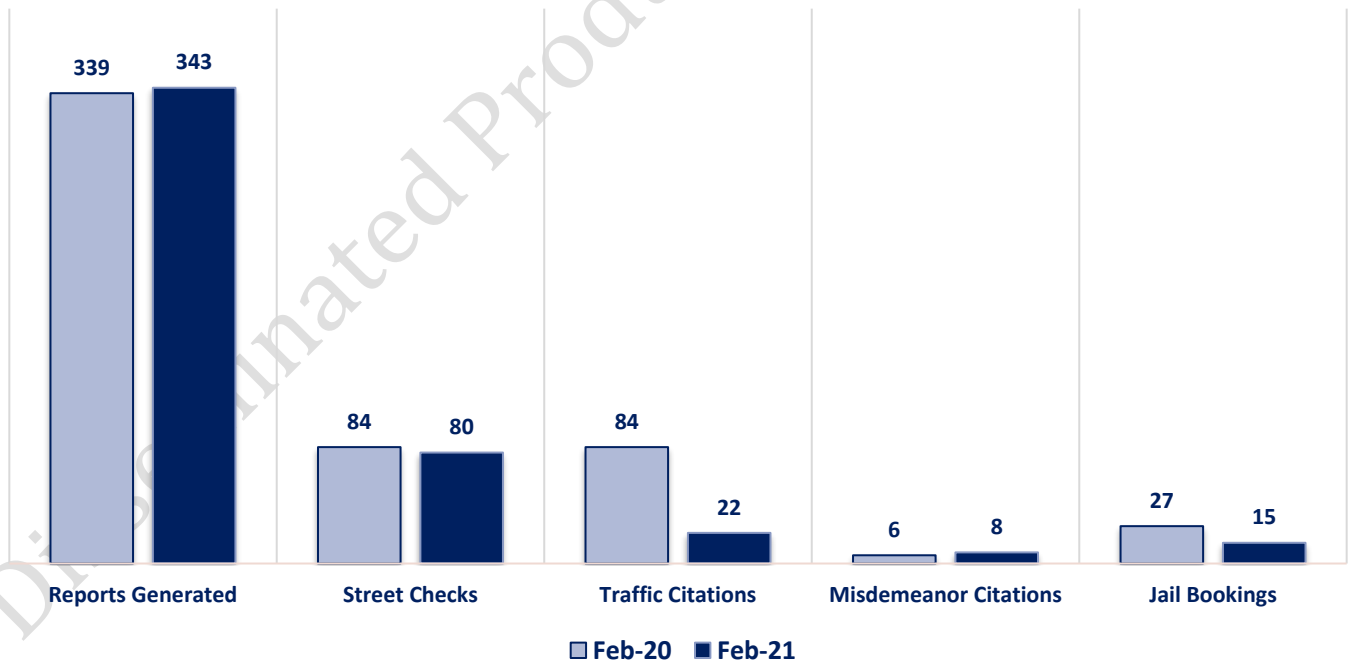
Part II Offenses



Non-UCR Offenses

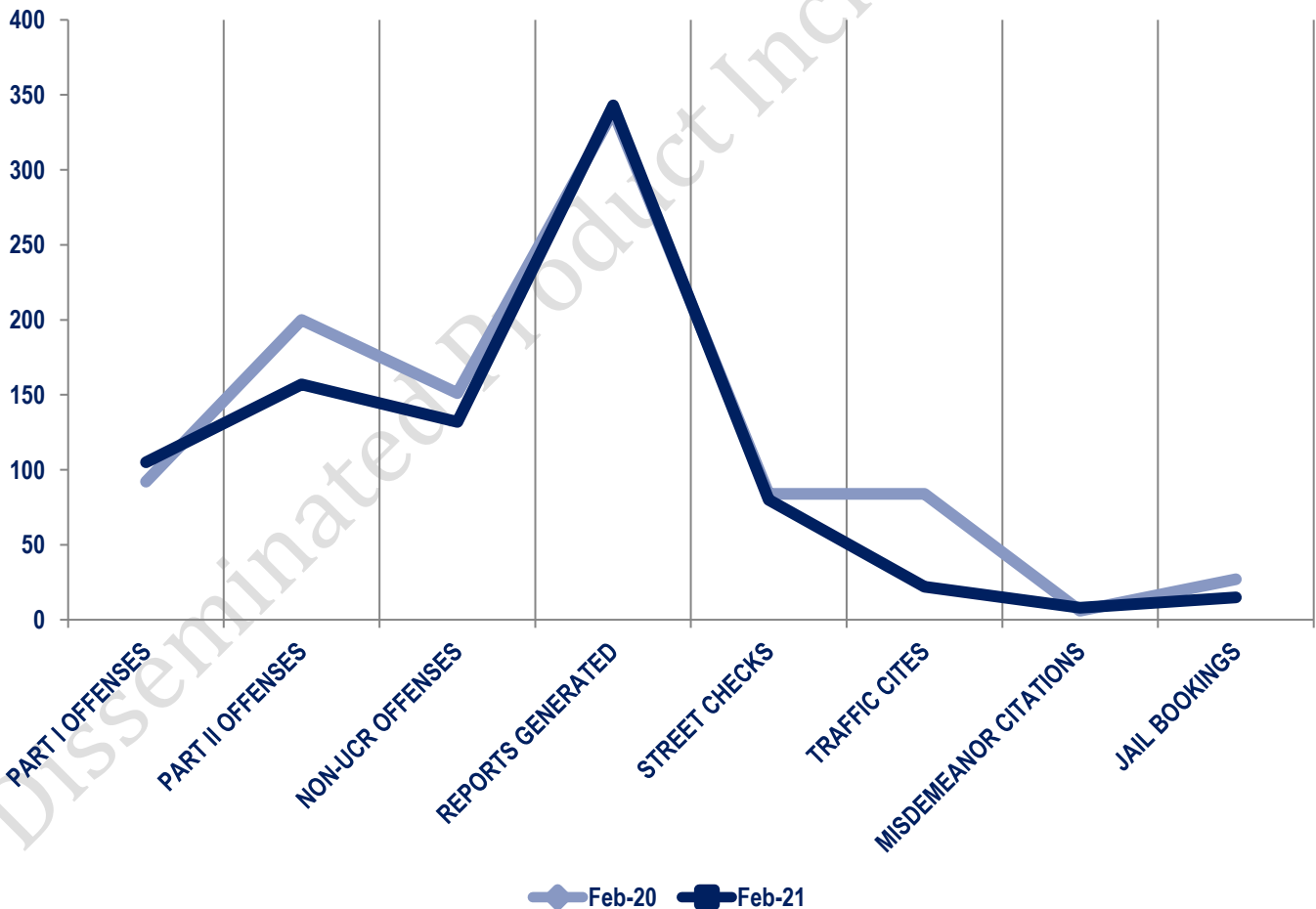


Other Event Totals



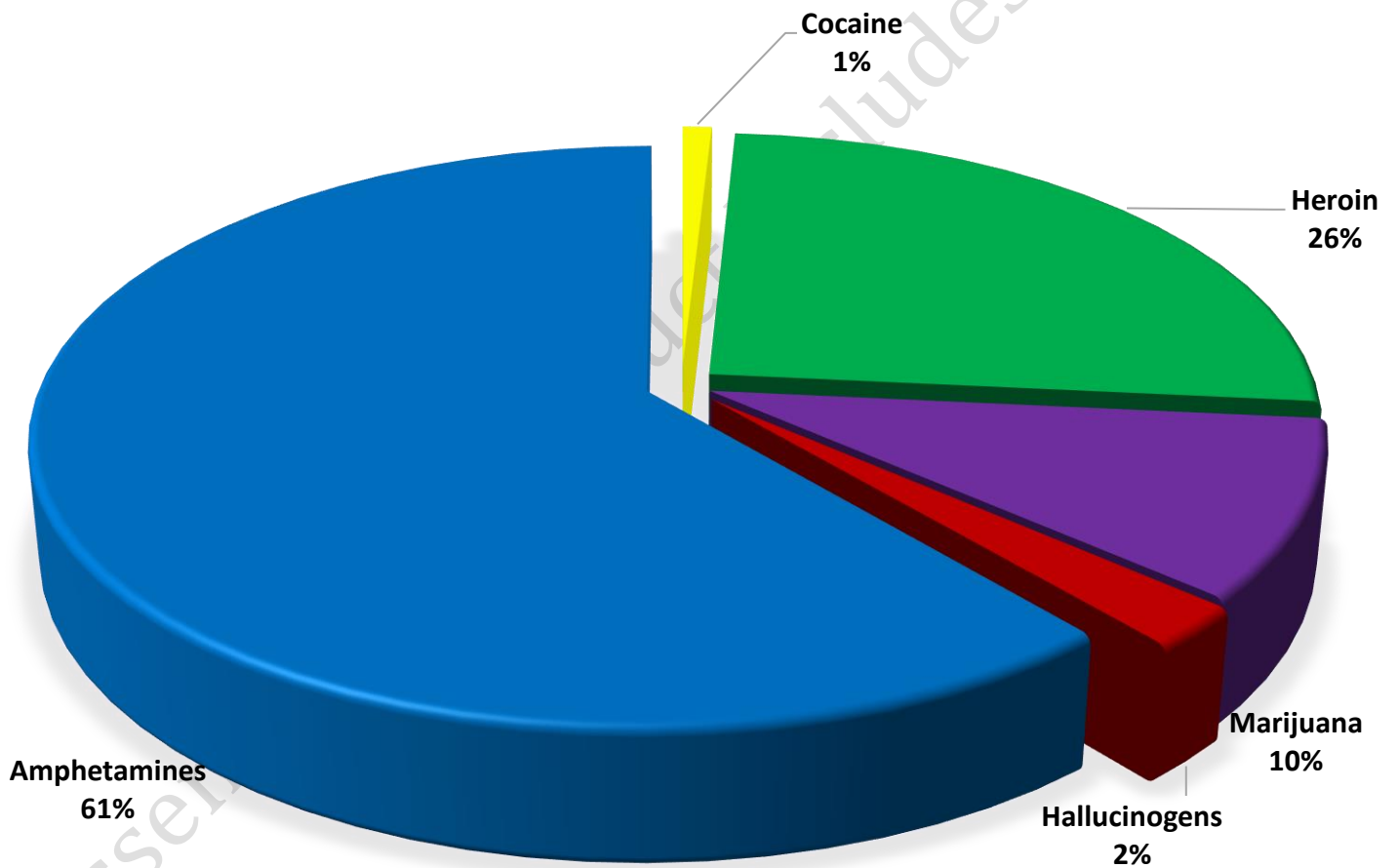
Combined Offense/Event Trends

	FEB 2020	FEB 2021
Part I Offenses	92	105
Part II Offenses	200	157
NonUCR Offenses	151	132
Reports Generated	339	343
Street Checks	84	80
Traffic Citations	84	22
Misdemeanor Citations	6	8
Jail Bookings	27	15



Seized Drugs

TYPE	DOSES	STREET VALUE
Cocaine	8.0	\$ 80.00
Heroin	228.0	\$ 2,280.00
Marijuana	88.2	\$ 529.11
Hallucinogens	20.6	\$ 41.27
Amphetamines	545.0	\$ 5,450.00
TOTAL	889.8	\$ 8,380.38



Part I & II Offenses - One Year

