



CITY COUNCIL DISTRICT #4 MONTHLY OFFENSE SUMMARY

February 2021

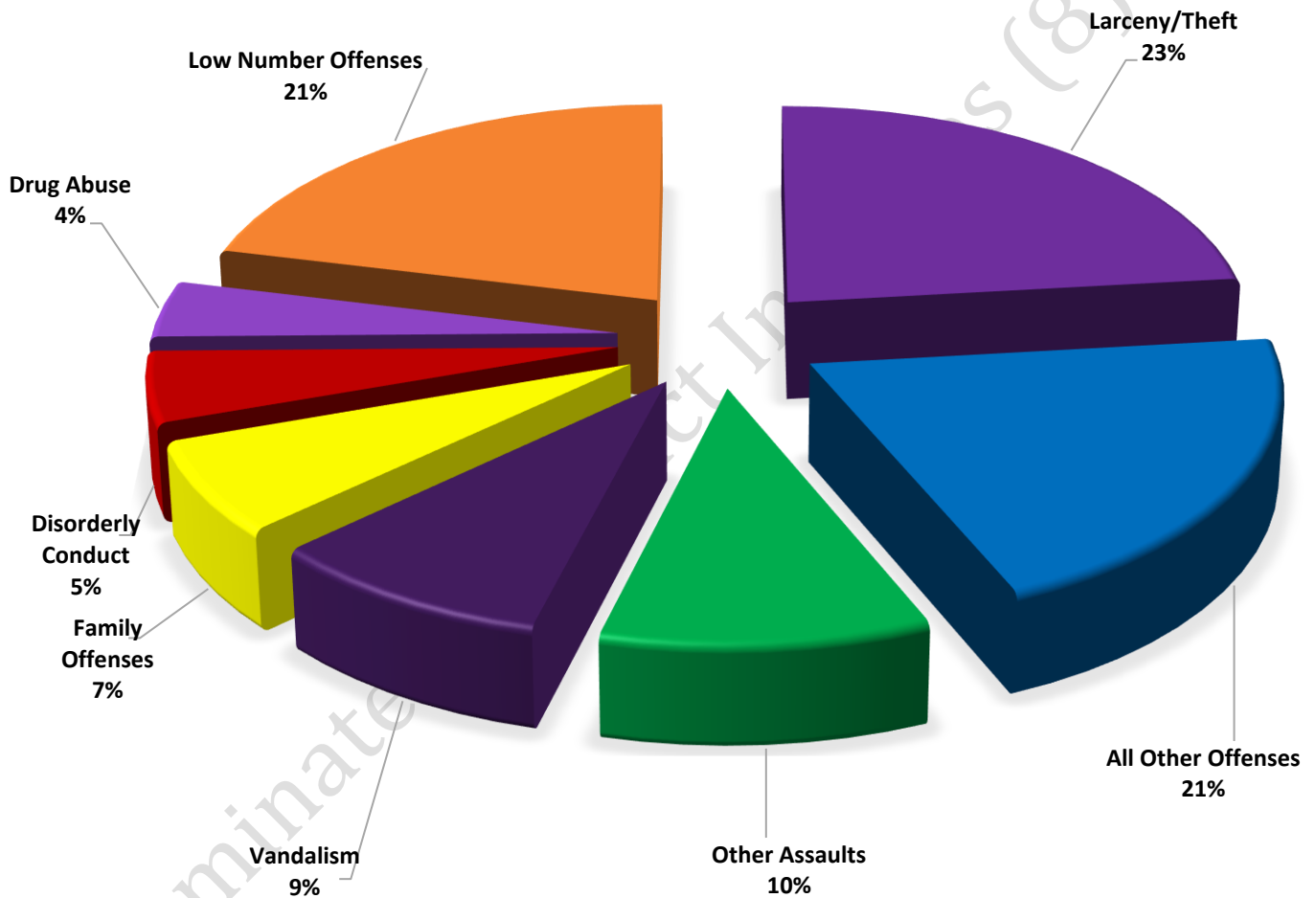
These figures represent preliminary counts of original Police Incident Reports and include all offenses within the above listed City Council District only. Full statistical analysis to determine the confidence level of this data has not been performed. The results contained herein are approximate in relation to the listed area and may not fully coincide with data shown in other areas of SLCPD's Crime Statistics page such as Calls for Service, Crimes Trending, and Crime Reports due to and reflective of departmental procedures that were in place at the time the event occurred and the date this data was compiled. Results displayed are not distinguished as attempted or completed crimes, do not include other calls for police service, and only represent police service where a report was made. Police Incident Reports are classified by primary offense categories as defined by the Uniform Crime Reporting (UCR) system, however for this report all offenses are included, and each incident may have more than one offense listed on it. In cases where there is more than one offense listed, all offenses are counted individually. Although every reasonable verification effort is made, the accuracy of any data is subject to the constraints of the report generation process as well as the manner, format, and point in time of any query.

-
- PART I OFFENSES:** Chosen by the FBI as Part I Offenses because they are serious crimes that occur with regularity in all areas of the country and are likely to be reported to Police.
- PART II OFFENSES:** All other crimes other than the eight Part I Offenses. The Uniform Crime Reporting Program gathers only arrest data for Part II Offenses, however, SLCPD results displayed in this document display all Part II Offenses, regardless of the presence of arrest data.
- ALL OTHER OFFENSES:** Under the Part II Offense section, 'All Other Offenses' include Peeping Tom, Trespass, Kidnap/Abduction, Pornography, Extortion/Blackmail, Bribery, Warrants, Sexual Offenses, Obstruction, Public Peace, and Hit & Run.
- NON-UCR OFFENSES:** Non-UCR Offenses include reports for all other offenses not classified as a Part I or Part II Offense. Results displayed separate some of these offenses such as Ambulance Calls, Deaths, Missing Persons, Suicides, Suspicious Activity, and Traffic Accidents.
- ALL OTHER NON-UCR:** Under the Non-UCR category, 'All Other' include the remainder of offenses not classified as Part I or Part II and not separated from the Non-UCR Offenses. These include things such as Loud Parties, Barking Dogs, Mentally Ill Subjects, Citizen Assistance, etc.
- LOW NUMBER OFFENSES:** On page two, in the interest of space and allowing for easier viewing, the category titled 'Low Number Offenses' include Part I and Part II Offenses from page one that have totals under the amount of 35.

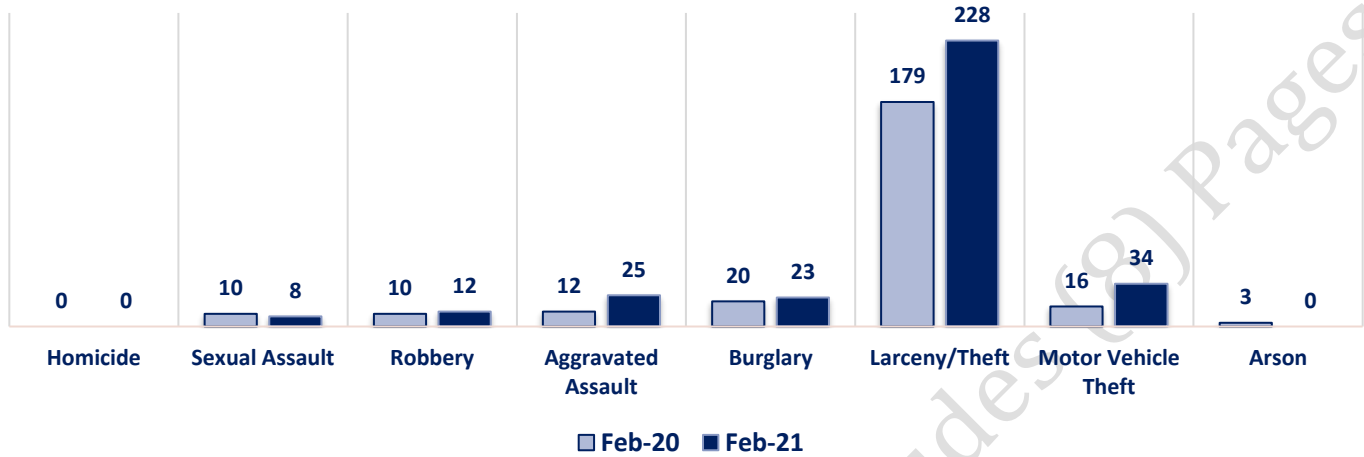
Offenses

		OFFENSE	FEB 20	FEB 21	OFFENSE	FEB 20	FEB 21
PART I OFFENSES	VIOLENT	Homicide	0	0	Other Assaults	94	101
		Sexual Assault	10	8	Forgery/Counterfeit	8	10
		Robbery	10	12	Fraud	47	35
		Aggravated Assault	12	25	Embezzlement	1	0
		Burglary	20	23	Stolen Property	6	13
	PROPERTY	Larceny/Theft	179	228	Vandalism	50	89
		Motor Vehicle Theft	16	34	Weapons	12	7
		Arson	3	0	Prostitution	1	4
		PART I TOTALS	250	330	Sex Offenses	2	5
NON-UCR OFFENSES	Ambulance Calls	68	55	Drug Abuse	70	40	
	Deaths	11	7	Gambling	0	0	
	Missing Persons	17	11	Family Offenses	38	65	
	Suicides	0	3	DUI	19	12	
	Suspicious Activity	39	35	Liquor Laws	12	1	
	Traffic Accidents	100	79	Drunkenness	38	19	
	All Other	360	282	Disorderly Conduct	23	50	
	NON-UCR TOTALS	595	472	All Other Offenses	294	201	
	PART I OFFENSES	250	330	Curfew/Loitering	0	0	
	PART II OFFENSES	720	652	Runaway	5	0	
TOTALS	NON-UCR OFFENSES	595	472	PART II TOTALS	720	652	
	TOTAL	1565	1454				

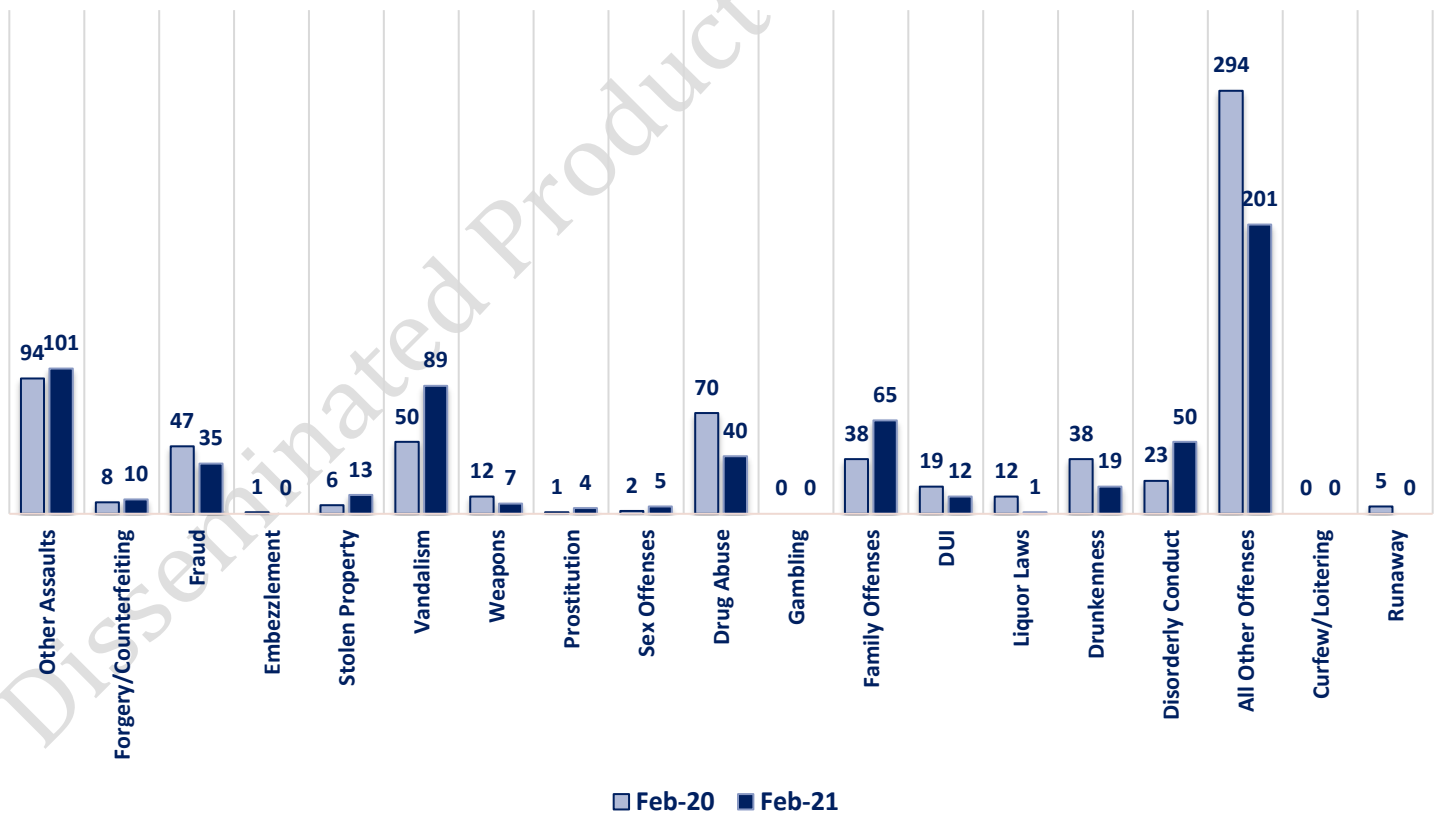
FEBRUARY 2021- PART I & II OFFENSE PERCENTAGES



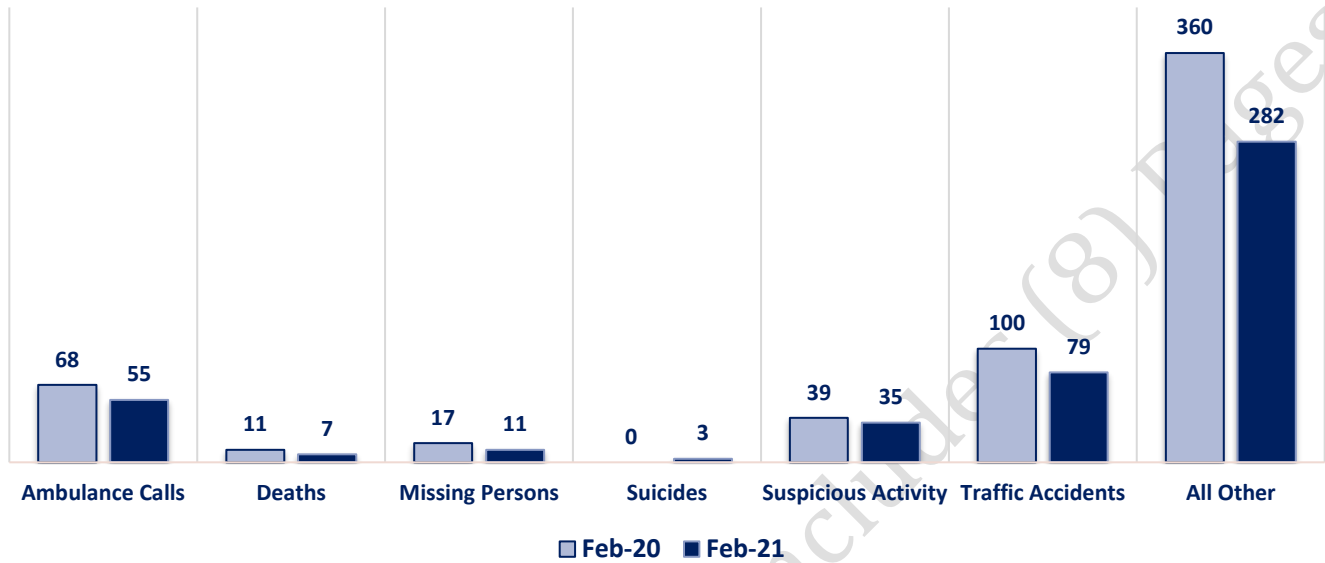
Part I Offenses



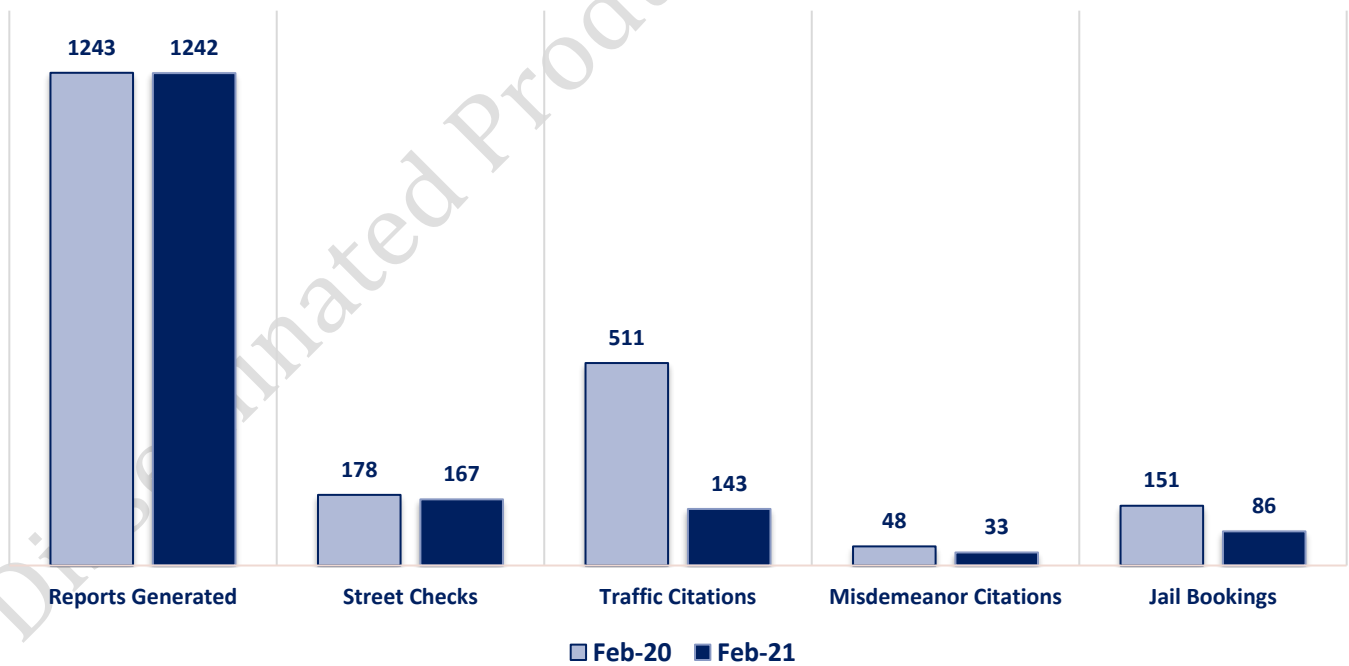
Part II Offenses



Non-UCR Offenses

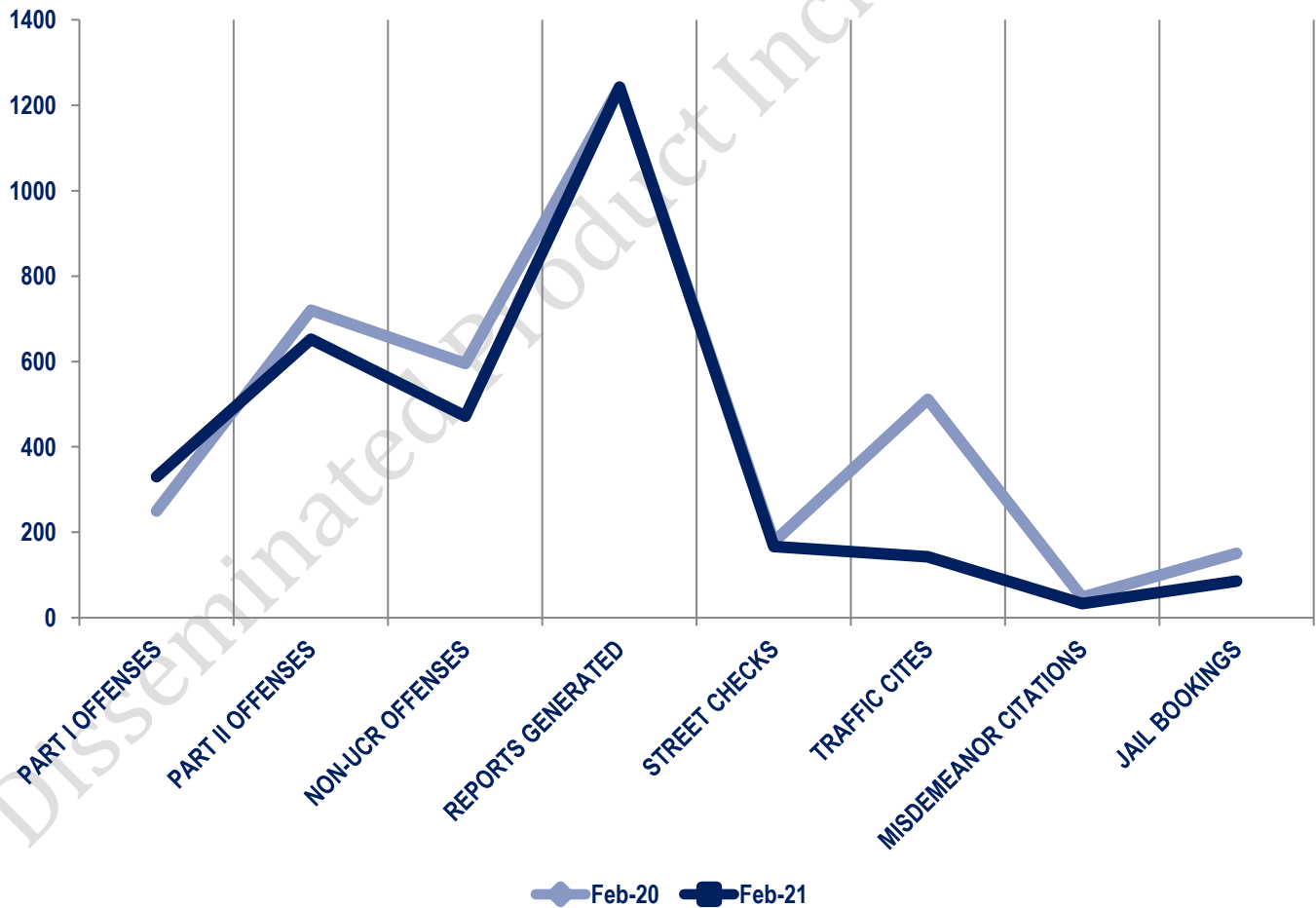


Other Event Totals



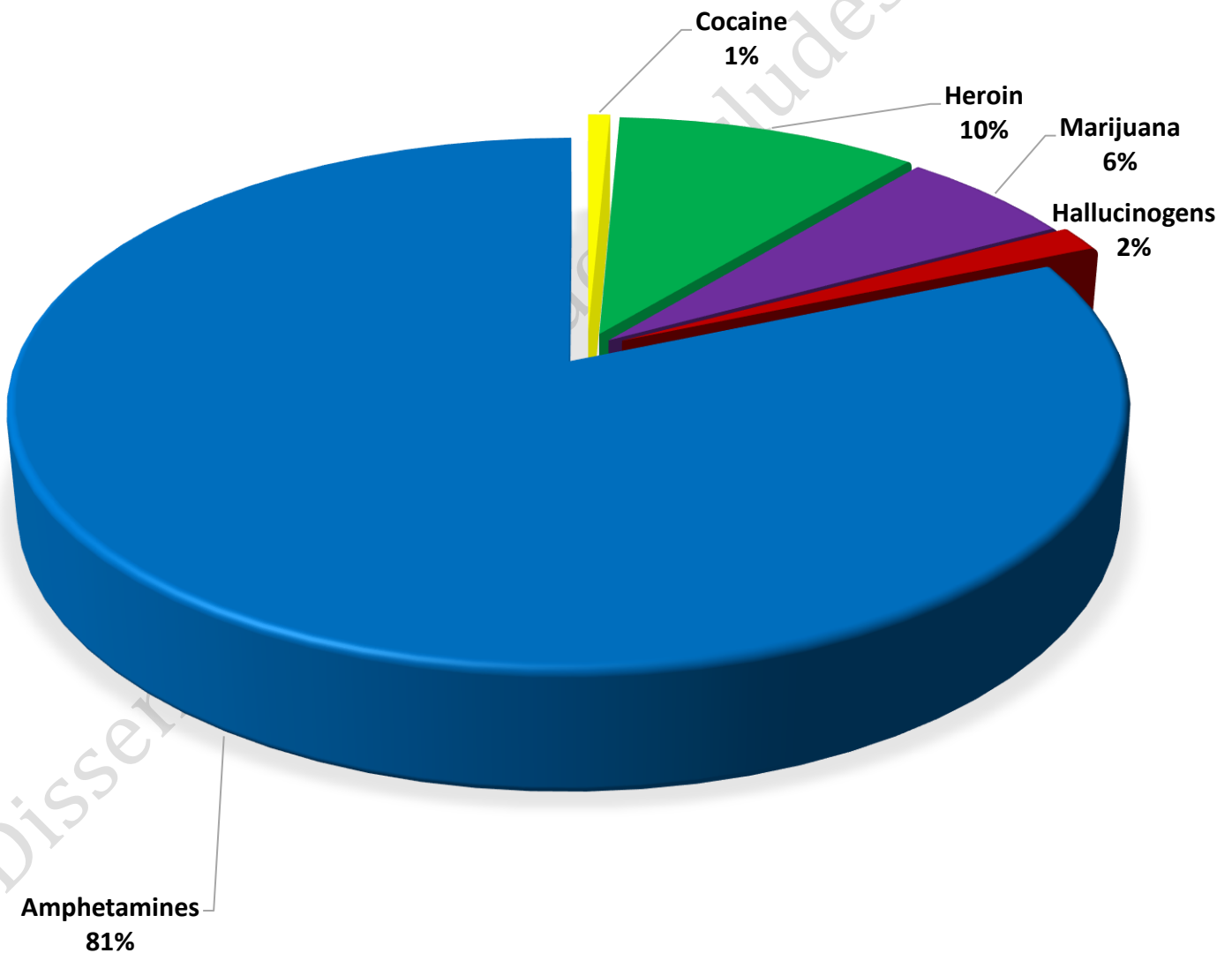
Combined Offense/Event Trends

	FEB 2020	FEB 2021
Part I Offenses	250	330
Part II Offenses	720	652
NonUCR Offenses	595	472
Reports Generated	1243	1242
Street Checks	178	167
Traffic Citations	511	143
Misdemeanor Citations	48	33
Jail Bookings	151	86



Seized Drugs

TYPE	DOSES	STREET VALUE
Cocaine	28.0	\$ 280.00
Heroin	387.0	\$ 3,870.00
Marijuana	228.5	\$ 1,371.10
Hallucinogens	57.5	\$ 114.99
Amphetamines	3063.7	\$ 30,637.00
TOTAL	3764.7	\$ 36,273.10



Part I & II Offenses - One Year

