



CITY COUNCIL DISTRICT #5 MONTHLY OFFENSE SUMMARY

February 2021

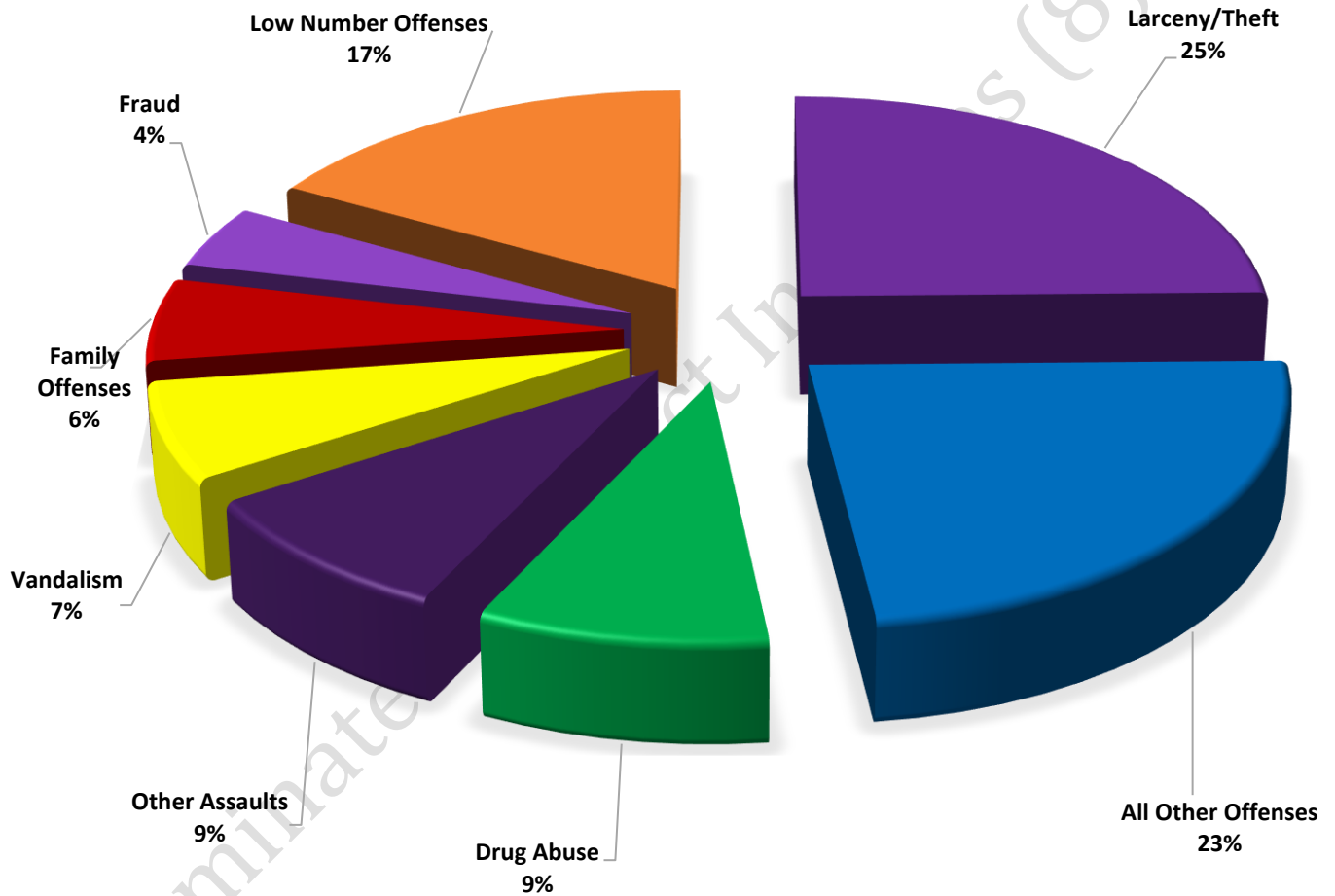
These figures represent preliminary counts of original Police Incident Reports and include all offenses within the above listed City Council District only. Full statistical analysis to determine the confidence level of this data has not been performed. The results contained herein are approximate in relation to the listed area and may not fully coincide with data shown in other areas of SLCPD's Crime Statistics page such as Calls for Service, Crimes Trending, and Crime Reports due to and reflective of departmental procedures that were in place at the time the event occurred and the date this data was compiled. Results displayed are not distinguished as attempted or completed crimes, do not include other calls for police service, and only represent police service where a report was made. Police Incident Reports are classified by primary offense categories as defined by the Uniform Crime Reporting (UCR) system, however for this report all offenses are included, and each incident may have more than one offense listed on it. In cases where there is more than one offense listed, all offenses are counted individually. Although every reasonable verification effort is made, the accuracy of any data is subject to the constraints of the report generation process as well as the manner, format, and point in time of any query.

-
- PART I OFFENSES:** Chosen by the FBI as Part I Offenses because they are serious crimes that occur with regularity in all areas of the country and are likely to be reported to Police.
- PART II OFFENSES:** All other crimes other than the eight Part I Offenses. The Uniform Crime Reporting Program gathers only arrest data for Part II Offenses, however, SLCPD results displayed in this document display all Part II Offenses, regardless of the presence of arrest data.
- ALL OTHER OFFENSES:** Under the Part II Offense section, 'All Other Offenses' include Peeping Tom, Trespass, Kidnap/Abduction, Pornography, Extortion/Blackmail, Bribery, Warrants, Sexual Offenses, Obstruction, Public Peace, and Hit & Run.
- NON-UCR OFFENSES:** Non-UCR Offenses include reports for all other offenses not classified as a Part I or Part II Offense. Results displayed separate some of these offenses such as Ambulance Calls, Deaths, Missing Persons, Suicides, Suspicious Activity, and Traffic Accidents.
- ALL OTHER NON-UCR:** Under the Non-UCR category, 'All Other' include the remainder of offenses not classified as Part I or Part II and not separated from the Non-UCR Offenses. These include things such as Loud Parties, Barking Dogs, Mentally Ill Subjects, Citizen Assistance, etc.
- LOW NUMBER OFFENSES:** On page two, in the interest of space and allowing for easier viewing, the category titled 'Low Number Offenses' include Part I and Part II Offenses from page one that have totals under the amount of 28.

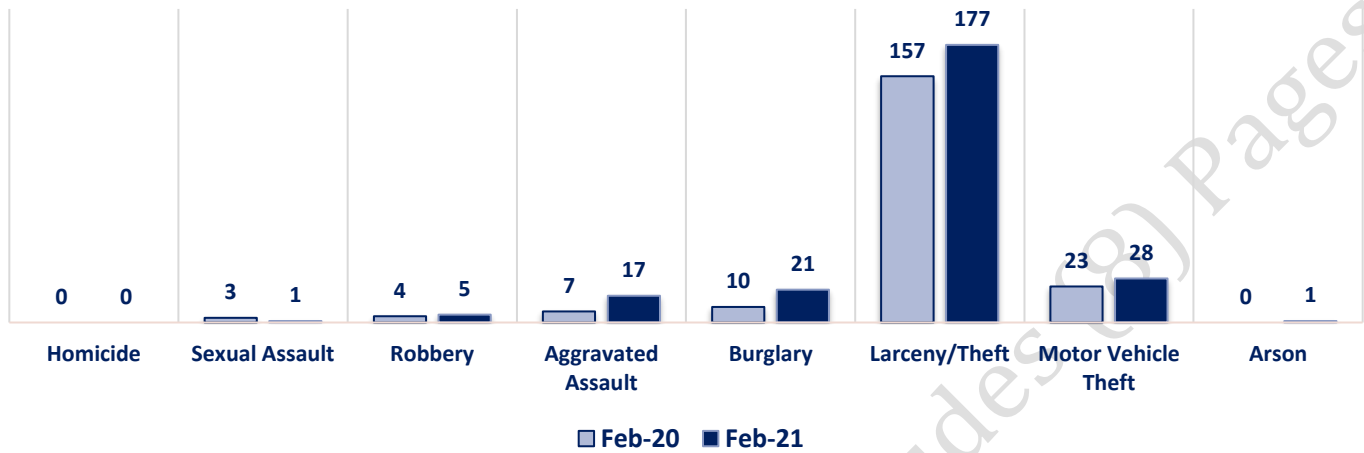
Offenses

		OFFENSE	FEB 20	FEB 21	OFFENSE	FEB 20	FEB 21
PART I OFFENSES	VIOLENT	Homicide	0	0	Other Assaults	42	63
		Sexual Assault	3	1	Forgery/Counterfeit	8	2
		Robbery	4	5	Fraud	26	32
		Aggravated Assault	7	17	Embezzlement	0	0
		Burglary	10	21	Stolen Property	8	5
	PROPERTY	Larceny/Theft	157	177	Vandalism	33	49
		Motor Vehicle Theft	23	28	Weapons	5	10
		Arson	0	1	Prostitution	6	0
		PART I TOTALS	204	250	Sex Offenses	3	2
NON-UCR OFFENSES	Ambulance Calls	29	28	Drug Abuse	68	64	
	Deaths	3	3	Gambling	0	0	
	Missing Persons	1	3	Family Offenses	31	42	
	Suicides	2	1	DUI	9	2	
	Suspicious Activity	19	28	Liquor Laws	1	0	
	Traffic Accidents	66	42	Drunkenness	10	12	
	All Other	209	158	Disorderly Conduct	8	15	
	NON-UCR TOTALS	329	263	All Other Offenses	185	168	
	PART I OFFENSES	204	250	Curfew/Loitering	0	0	
	PART II OFFENSES	446	466	Runaway	3	0	
TOTALS	NON-UCR OFFENSES	329	263	PART II TOTALS	446	466	
	TOTAL	979	979				

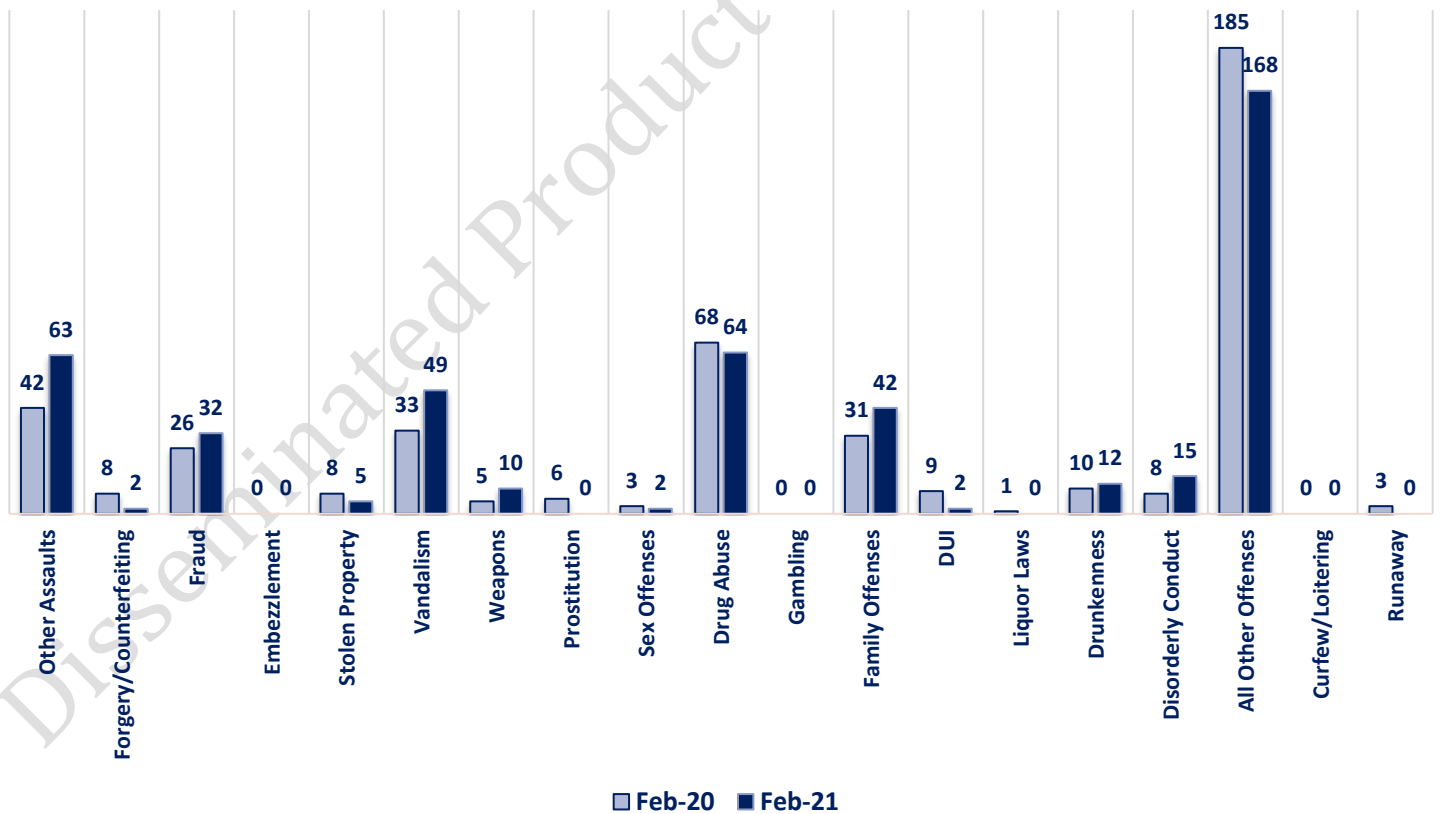
FEBRUARY 2021- PART I & II OFFENSE PERCENTAGES



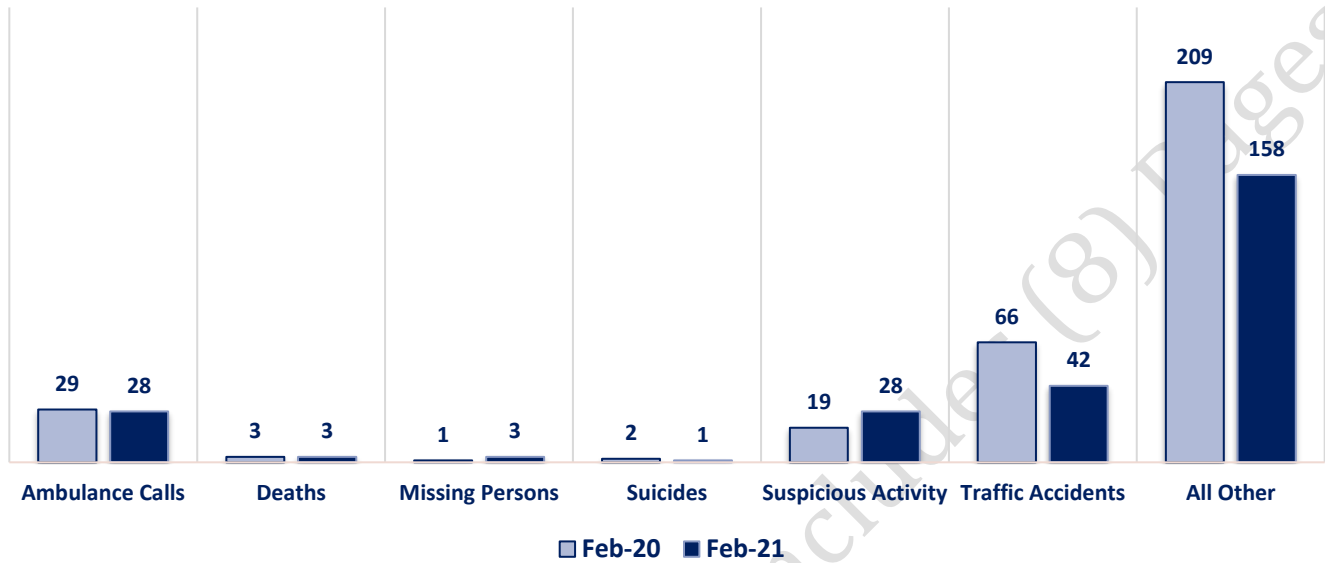
Part I Offenses



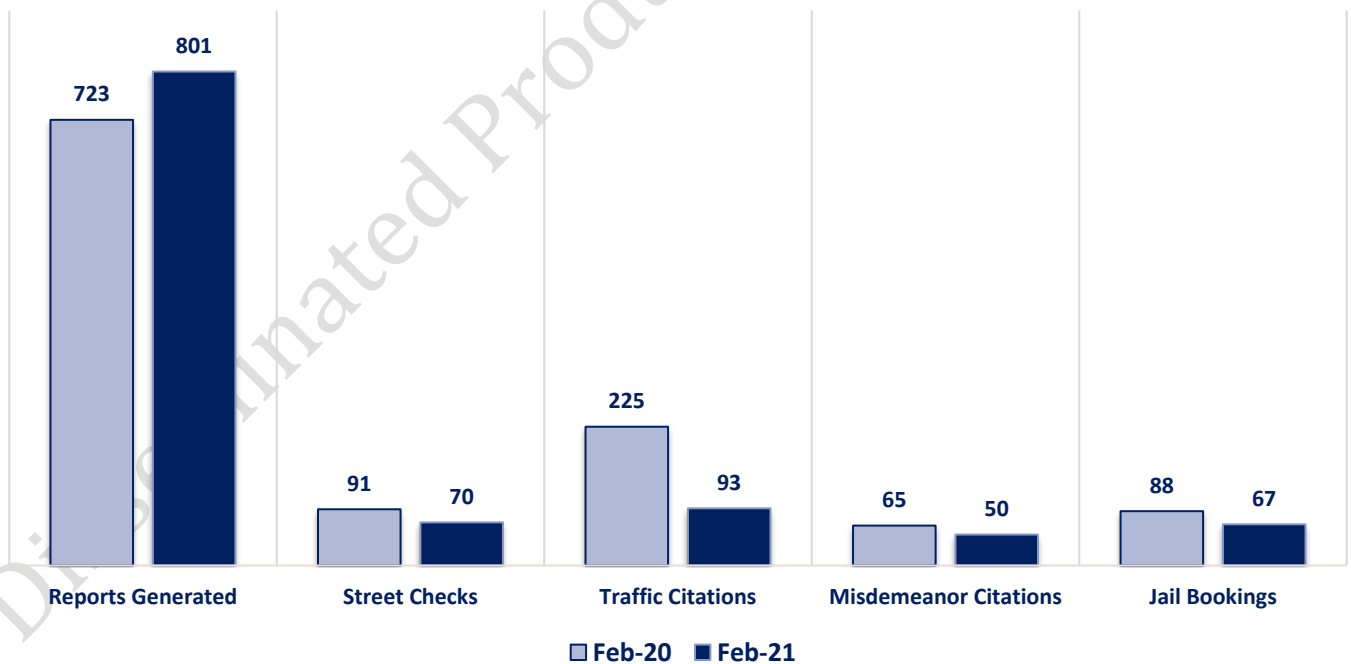
Part II Offenses



Non-UCR Offenses

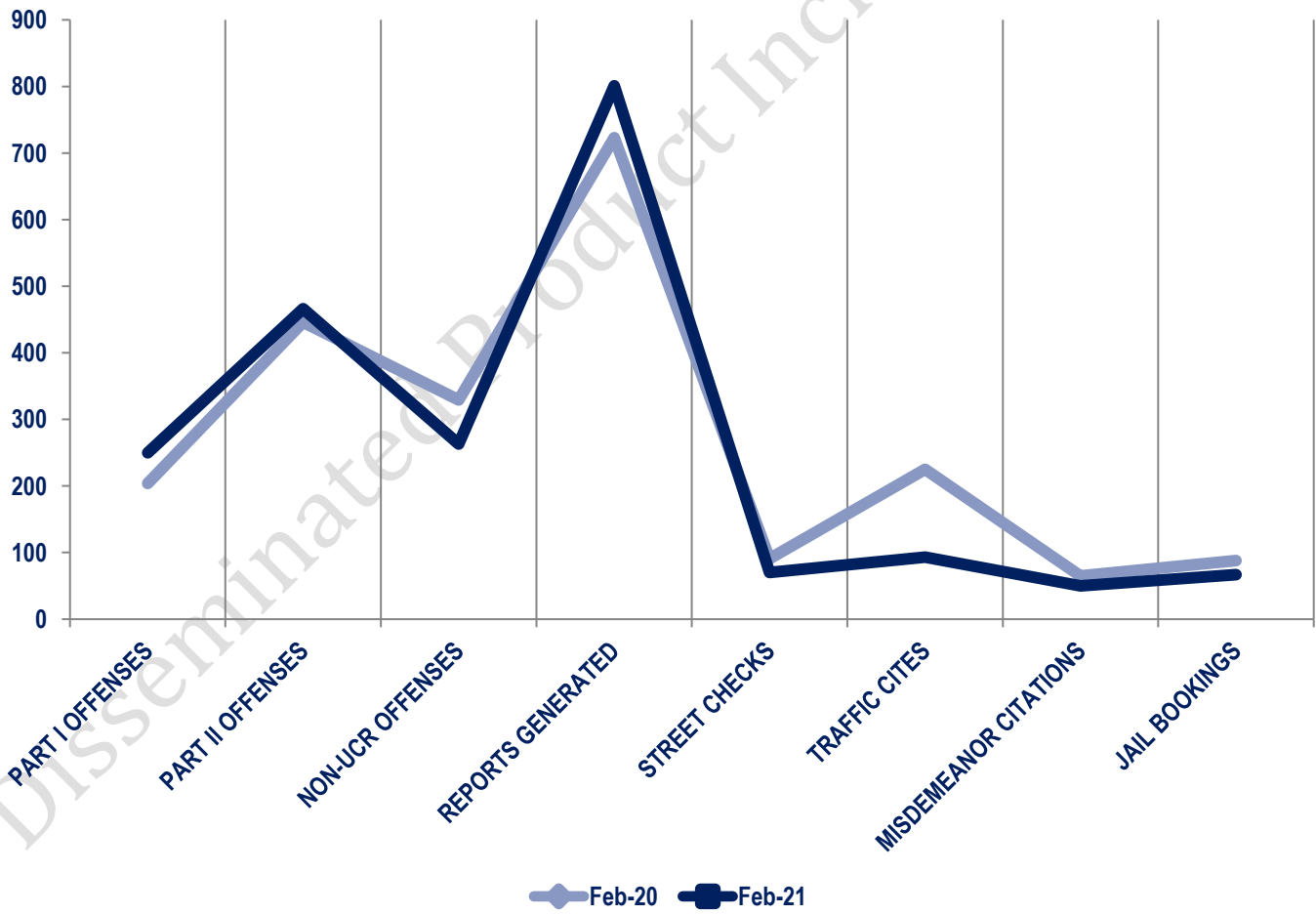


Other Event Totals



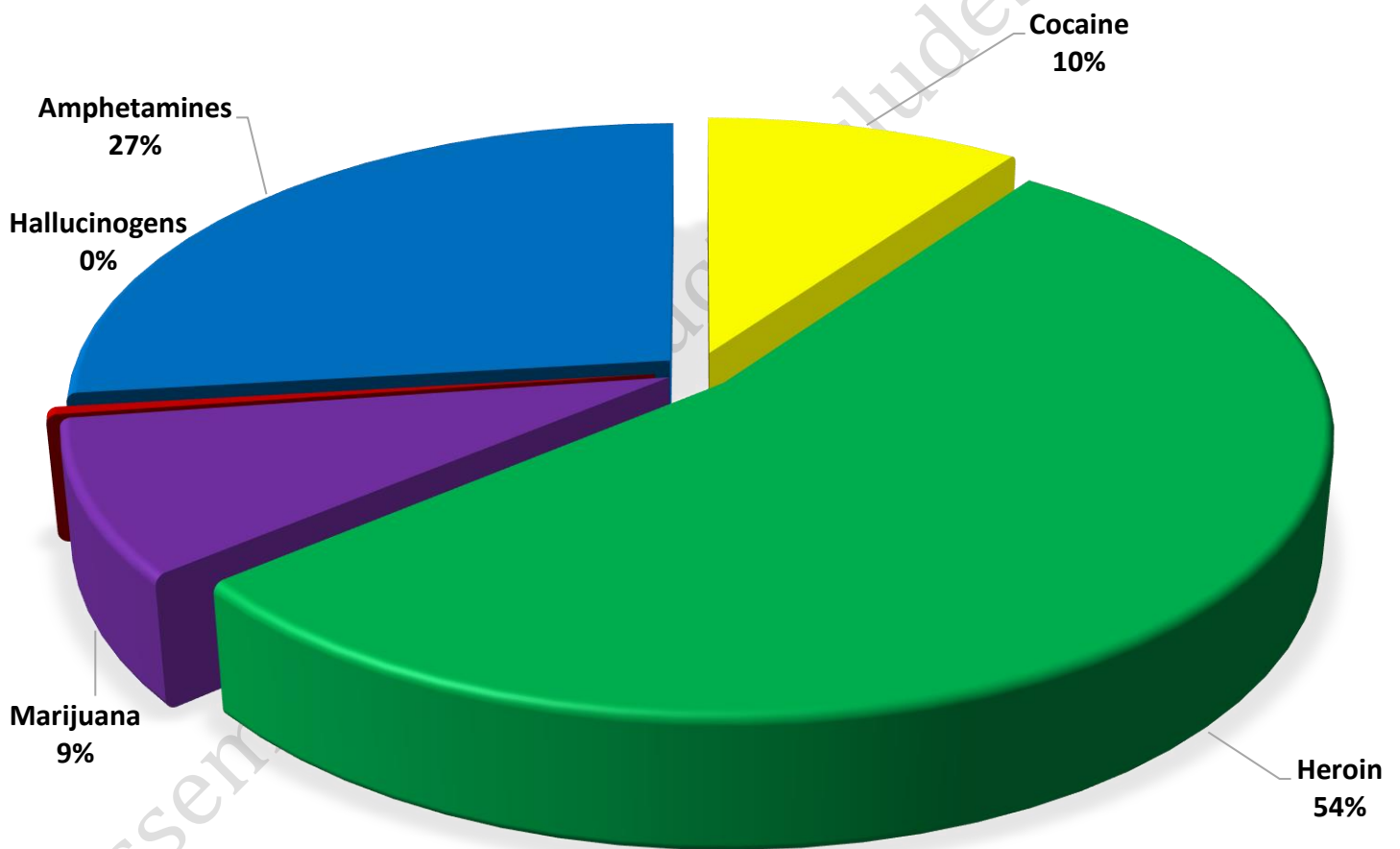
Combined Offense/Event Trends

	FEB 2020	FEB 2021
Part I Offenses	204	250
Part II Offenses	446	466
NonUCR Offenses	329	263
Reports Generated	723	801
Street Checks	91	70
Traffic Citations	225	93
Misdemeanor Citations	65	50
Jail Bookings	88	67



Seized Drugs

TYPE	DOSES	STREET VALUE
Cocaine	191.0	\$ 1,910.00
Heroin	1049.0	\$ 10,490.00
Marijuana	170.7	\$ 1,023.99
Hallucinogens	8.3	\$ 16.58
Amphetamines	521.0	\$ 5,210.00
TOTAL	1940.0	\$ 18,650.57



Part I & II Offenses - One Year

