



CITY COUNCIL DISTRICT #2 MONTHLY OFFENSE SUMMARY

March 2021

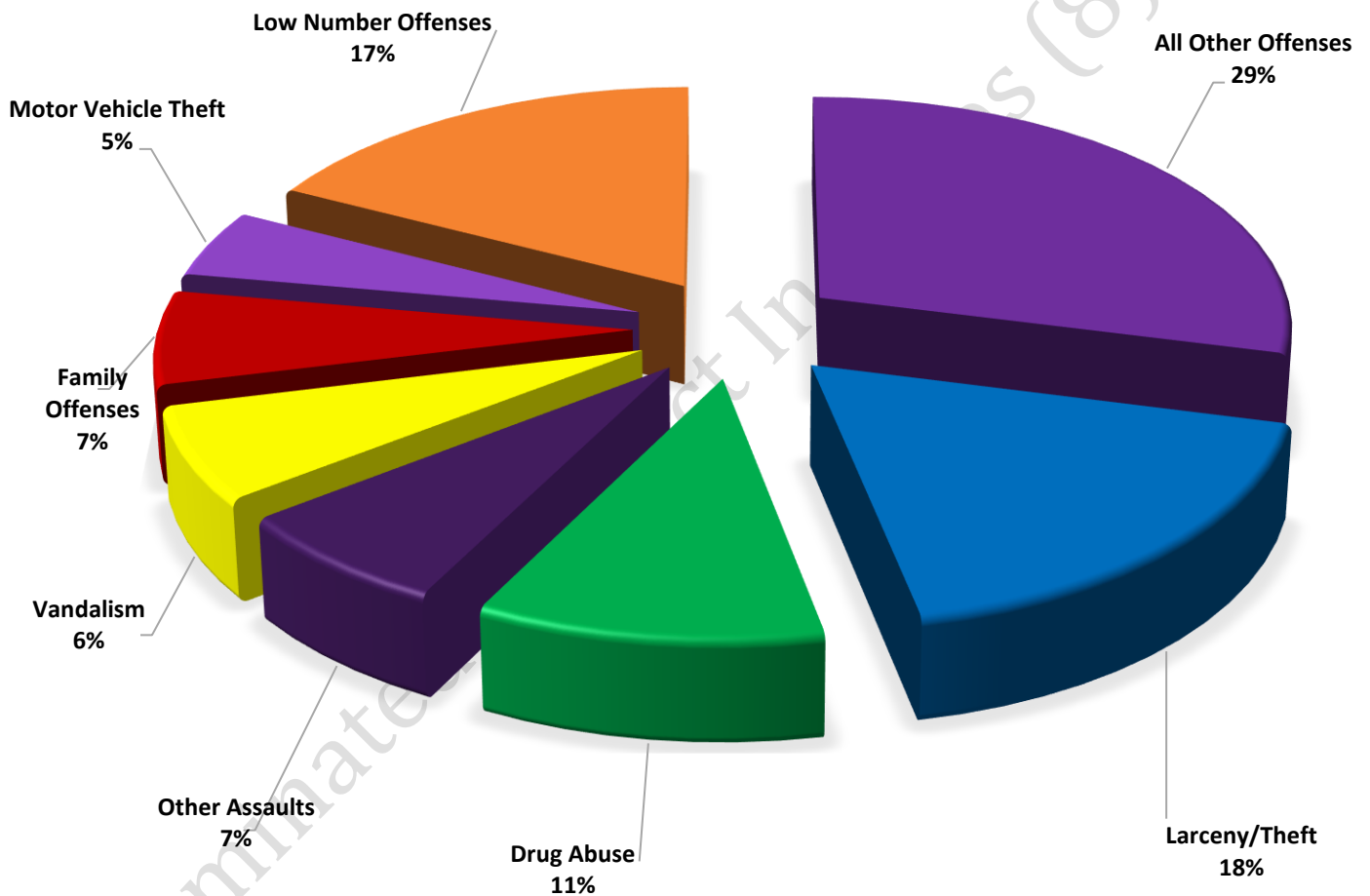
These figures represent preliminary counts of original Police Incident Reports and include all offenses within the above listed City Council District only. Full statistical analysis to determine the confidence level of this data has not been performed. The results contained herein are approximate in relation to the listed area and may not fully coincide with data shown in other areas of SLCPD's Crime Statistics page such as Calls for Service, Crimes Trending, and Crime Reports due to and reflective of departmental procedures that were in place at the time the event occurred and the date this data was compiled. Results displayed are not distinguished as attempted or completed crimes, do not include other calls for police service, and only represent police service where a report was made. Police Incident Reports are classified by primary offense categories as defined by the Uniform Crime Reporting (UCR) system, however for this report all offenses are included, and each incident may have more than one offense listed on it. In cases where there is more than one offense listed, all offenses are counted individually. Although every reasonable verification effort is made, the accuracy of any data is subject to the constraints of the report generation process as well as the manner, format, and point in time of any query.

-
- PART I OFFENSES:** Chosen by the FBI as Part I Offenses because they are serious crimes that occur with regularity in all areas of the country and are likely to be reported to Police.
- PART II OFFENSES:** All other crimes other than the eight Part I Offenses. The Uniform Crime Reporting Program gathers only arrest data for Part II Offenses, however, SLCPD results displayed in this document display all Part II Offenses, regardless of the presence of arrest data.
- ALL OTHER OFFENSES:** Under the Part II Offense section, 'All Other Offenses' include Peeping Tom, Trespass, Kidnap/Abduction, Pornography, Extortion/Blackmail, Bribery, Warrants, Sexual Offenses, Obstruction, Public Peace, and Hit & Run.
- NON-UCR OFFENSES:** Non-UCR Offenses include reports for all other offenses not classified as a Part I or Part II Offense. Results displayed separate some of these offenses such as Ambulance Calls, Deaths, Missing Persons, Suicides, Suspicious Activity, and Traffic Accidents.
- ALL OTHER NON-UCR:** Under the Non-UCR category, 'All Other' include the remainder of offenses not classified as Part I or Part II and not separated from the Non-UCR Offenses. These include things such as Loud Parties, Barking Dogs, Mentally Ill Subjects, Citizen Assistance, etc.
- LOW NUMBER OFFENSES:** On page two, in the interest of space and allowing for easier viewing, the category titled 'Low Number Offenses' include Part I and Part II Offenses from page one that have totals under the amount of 22.

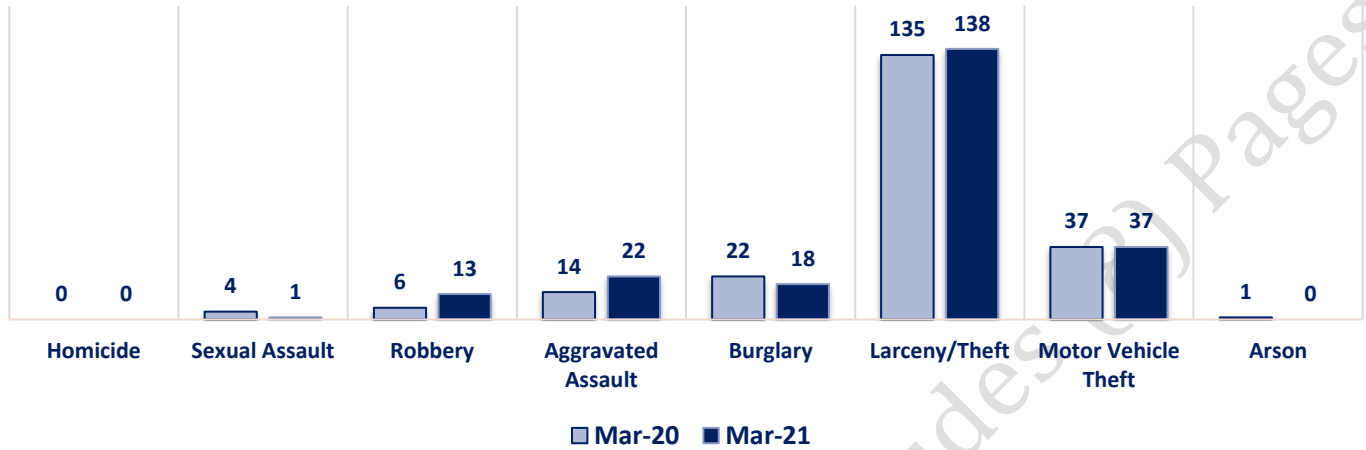
Offenses

		OFFENSE	MAR 20	MAR 21	OFFENSE	MAR 20	MAR 21
PART I OFFENSES	VIOLENT	Homicide	0	0	Other Assaults	76	54
		Sexual Assault	4	1	Forgery/Counterfeit	7	7
		Robbery	6	13	Fraud	30	16
		Aggravated Assault	14	22	Embezzlement	1	0
		Burglary	22	18	Stolen Property	8	11
	PROPERTY	Larceny/Theft	135	138	Vandalism	58	51
		Motor Vehicle Theft	37	37	Weapons	7	14
		Arson	1	0	Prostitution	2	0
		PART I TOTALS	219	229	Sex Offenses	5	4
NON-UCR OFFENSES	Ambulance Calls	22	16	Drug Abuse	113	82	
	Deaths	7	3	Gambling	0	0	
	Missing Persons	5	7	Family Offenses	61	51	
	Suicides	0	1	DUI	16	13	
	Suspicious Activity	23	15	Liquor Laws	2	2	
	Traffic Accidents	58	82	Drunkenness	10	3	
	All Other	276	251	Disorderly Conduct	12	10	
	NON-UCR TOTALS	391	375	All Other Offenses	176	223	
	PART I OFFENSES	219	229	Curfew/Loitering	0	0	
	PART II OFFENSES	589	541	Runaway	5	0	
TOTALS	NON-UCR OFFENSES	391	375	PART II TOTALS	589	541	
	TOTAL	1199	1145				

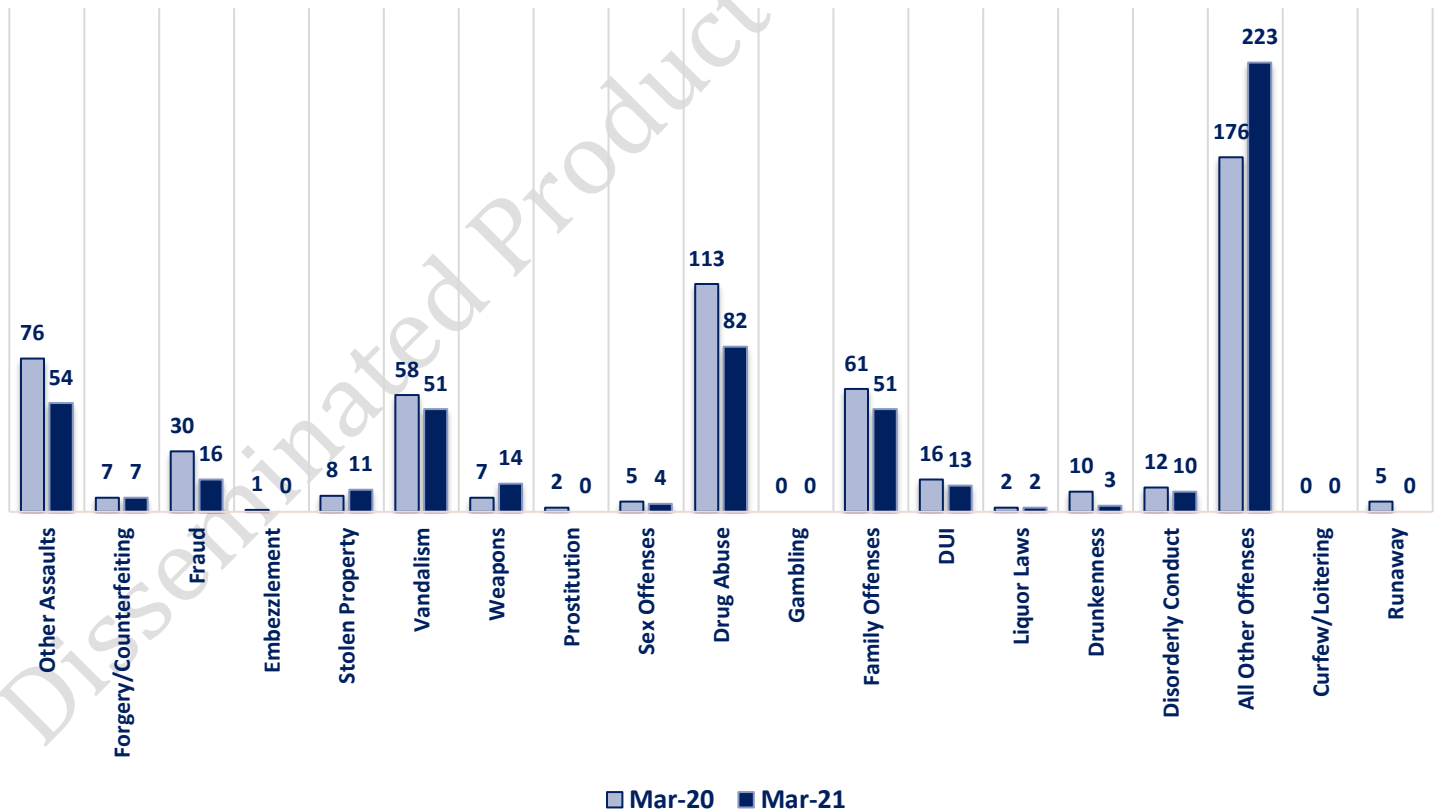
MARCH 2021 PART I & II OFFENSE PERCENTAGES



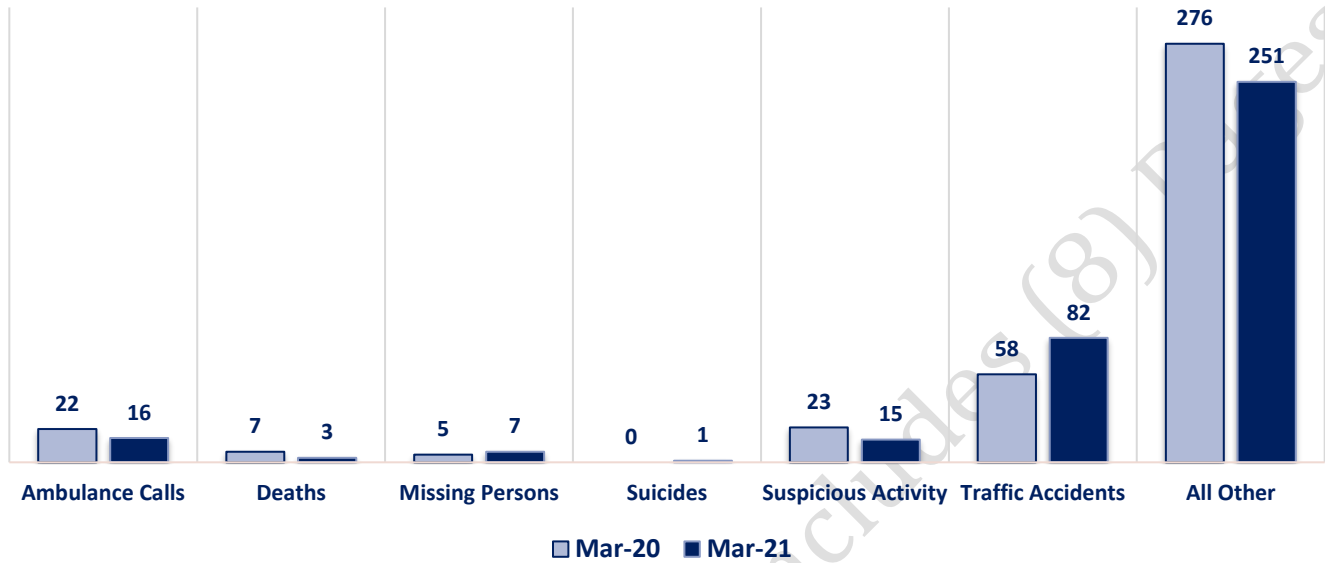
Part I Offenses



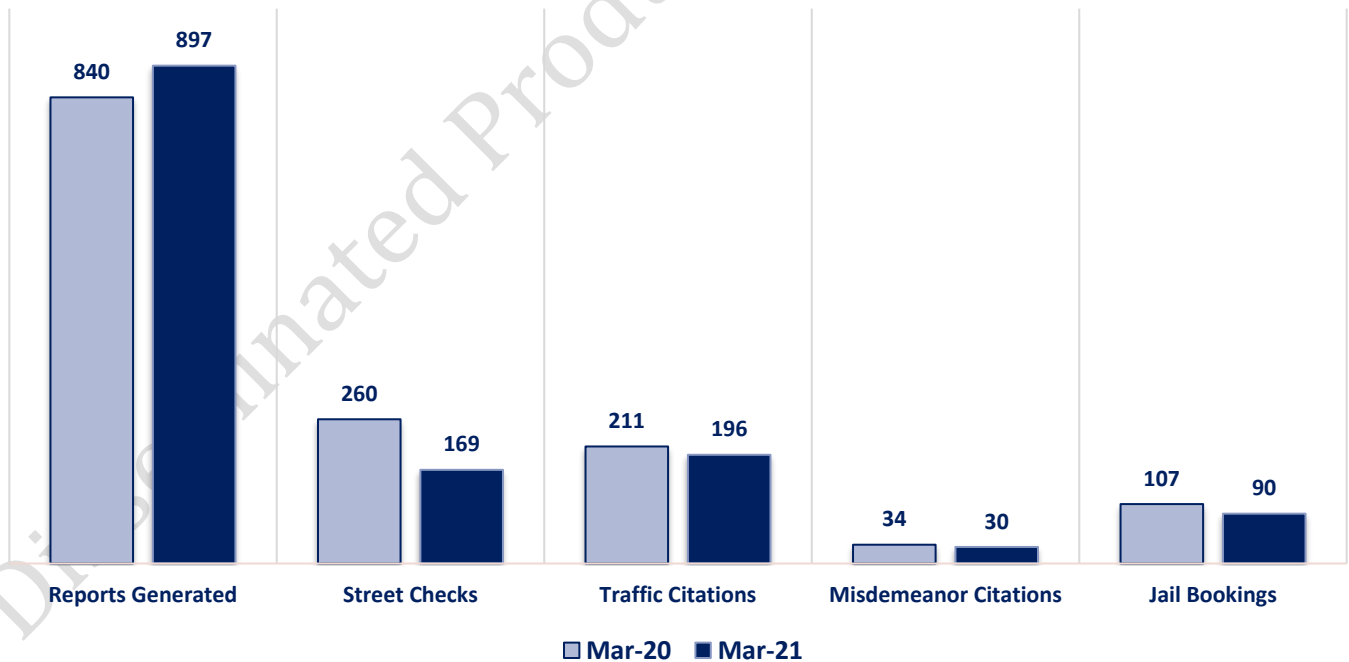
Part II Offenses



Non-UCR Offenses

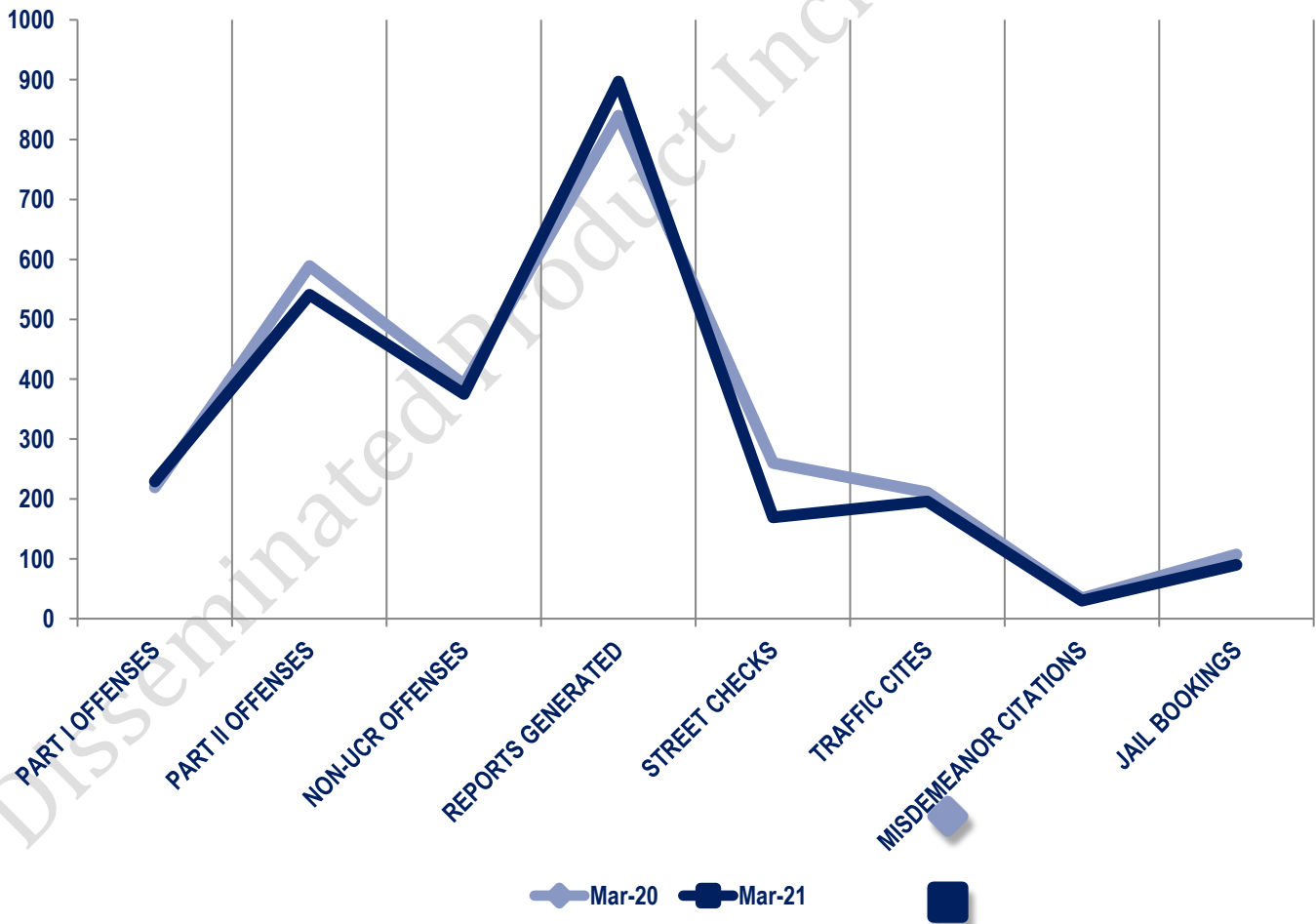


Other Event Totals



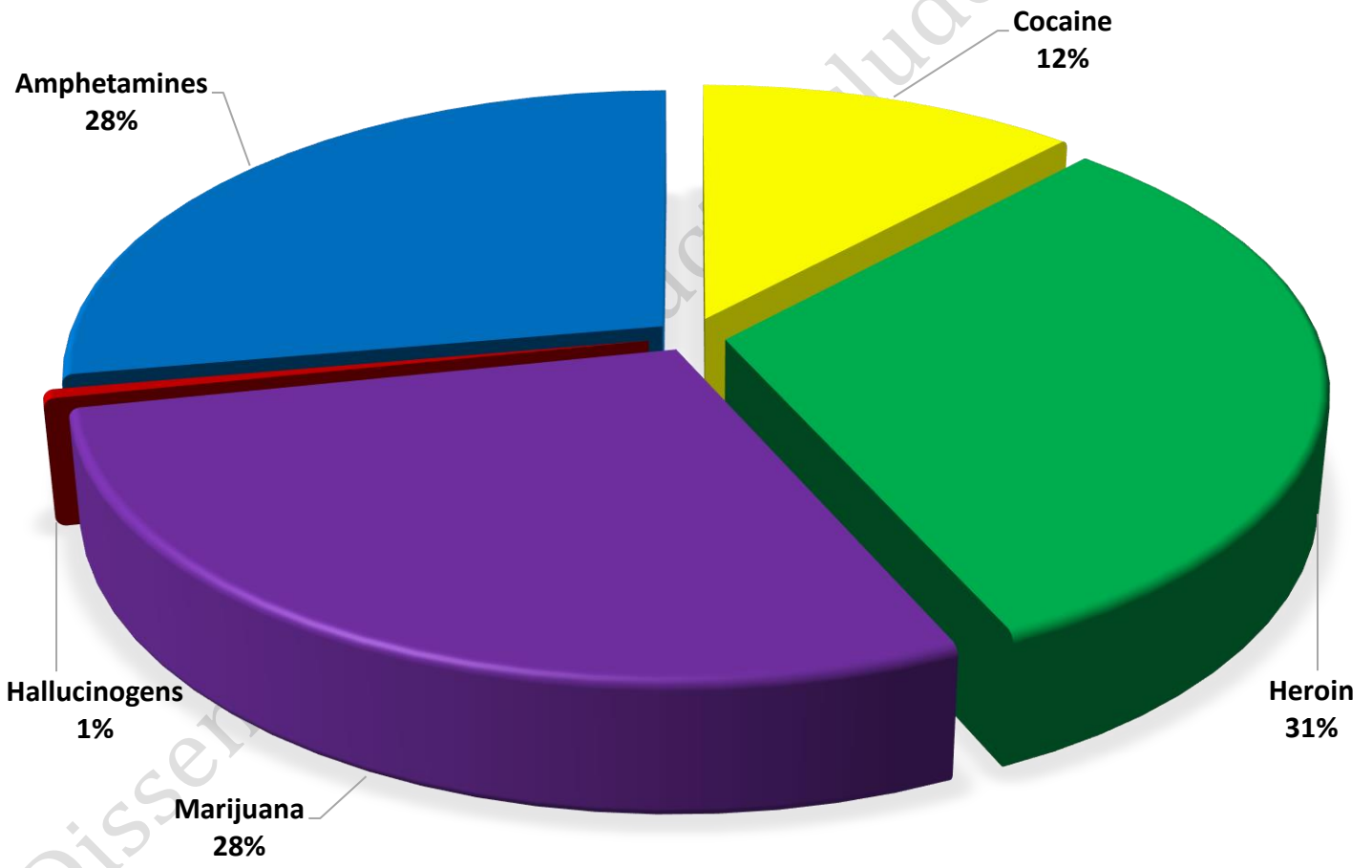
Combined Offense/Event Trends

	MAR 2020	MAR 2021
Part I Offenses	219	229
Part II Offenses	589	541
NonUCR Offenses	391	375
Reports Generated	840	897
Street Checks	260	169
Traffic Citations	211	196
Misdemeanor Citations	34	30
Jail Bookings	107	90



Seized Drugs

TYPE	DOSES	STREET VALUE	
Cocaine	588.0	\$	5,880.00
Heroin	1545.5	\$	15,455.00
Marijuana	1400.4	\$	8,402.67
Hallucinogens	25.0	\$	50.09
Amphetamines	1367.6	\$	13,676.00
TOTAL	4926.6	\$	43,463.76



Part I & II Offenses - One Year

