



CITY COUNCIL DISTRICT #4 MONTHLY OFFENSE SUMMARY

March 2021

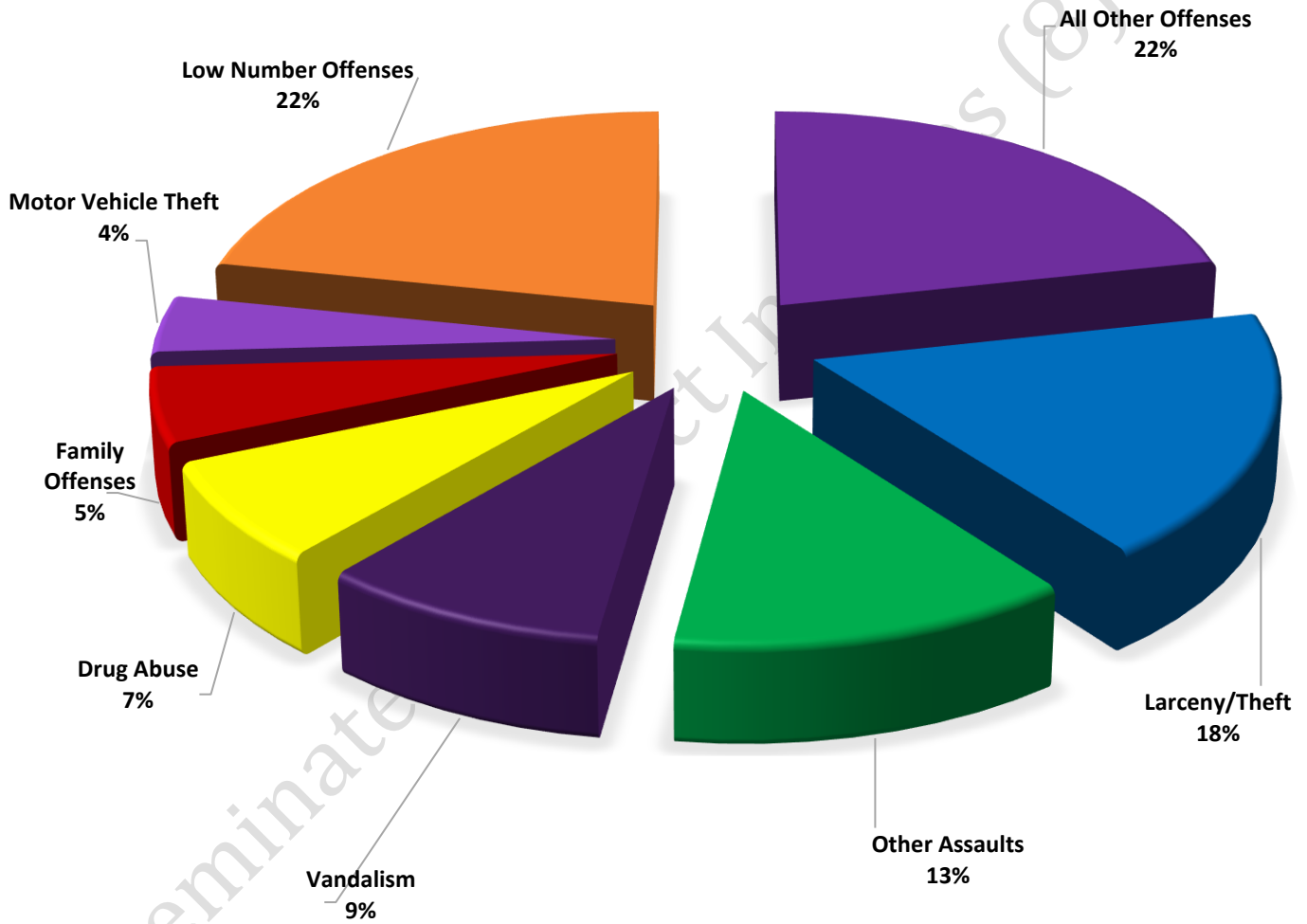
These figures represent preliminary counts of original Police Incident Reports and include all offenses within the above listed City Council District only. Full statistical analysis to determine the confidence level of this data has not been performed. The results contained herein are approximate in relation to the listed area and may not fully coincide with data shown in other areas of SLCPD's Crime Statistics page such as Calls for Service, Crimes Trending, and Crime Reports due to and reflective of departmental procedures that were in place at the time the event occurred and the date this data was compiled. Results displayed are not distinguished as attempted or completed crimes, do not include other calls for police service, and only represent police service where a report was made. Police Incident Reports are classified by primary offense categories as defined by the Uniform Crime Reporting (UCR) system, however for this report all offenses are included, and each incident may have more than one offense listed on it. In cases where there is more than one offense listed, all offenses are counted individually. Although every reasonable verification effort is made, the accuracy of any data is subject to the constraints of the report generation process as well as the manner, format, and point in time of any query.

-
- PART I OFFENSES:** Chosen by the FBI as Part I Offenses because they are serious crimes that occur with regularity in all areas of the country and are likely to be reported to Police.
- PART II OFFENSES:** All other crimes other than the eight Part I Offenses. The Uniform Crime Reporting Program gathers only arrest data for Part II Offenses, however, SLCPD results displayed in this document display all Part II Offenses, regardless of the presence of arrest data.
- ALL OTHER OFFENSES:** Under the Part II Offense section, 'All Other Offenses' include Peeping Tom, Trespass, Kidnap/Abduction, Pornography, Extortion/Blackmail, Bribery, Warrants, Sexual Offenses, Obstruction, Public Peace, and Hit & Run.
- NON-UCR OFFENSES:** Non-UCR Offenses include reports for all other offenses not classified as a Part I or Part II Offense. Results displayed separate some of these offenses such as Ambulance Calls, Deaths, Missing Persons, Suicides, Suspicious Activity, and Traffic Accidents.
- ALL OTHER NON-UCR:** Under the Non-UCR category, 'All Other' include the remainder of offenses not classified as Part I or Part II and not separated from the Non-UCR Offenses. These include things such as Loud Parties, Barking Dogs, Mentally Ill Subjects, Citizen Assistance, etc.
- LOW NUMBER OFFENSES:** On page two, in the interest of space and allowing for easier viewing, the category titled 'Low Number Offenses' include Part I and Part II Offenses from page one that have totals under the amount of 41.

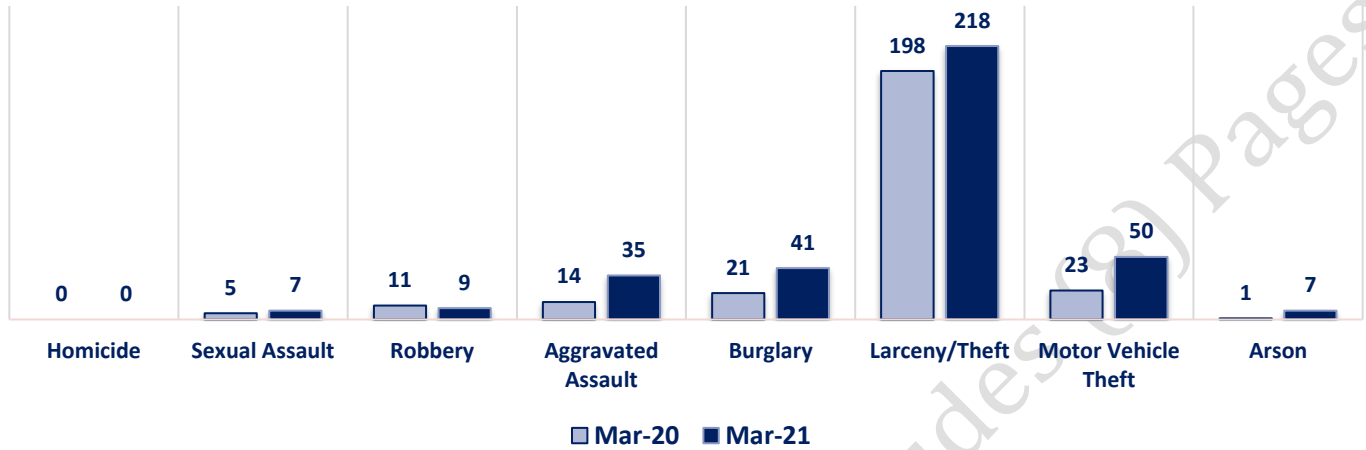
Offenses

		OFFENSE	MAR 20	MAR 21	OFFENSE	MAR 20	MAR 21
PART I OFFENSES	VIOLENT	Homicide	0	0	Other Assaults	116	153
		Sexual Assault	5	7	Forgery/Counterfeit	15	6
		Robbery	11	9	Fraud	53	38
		Aggravated Assault	14	35	Embezzlement	0	1
		Burglary	21	41	Stolen Property	5	12
	PROPERTY	Larceny/Theft	198	218	Vandalism	63	111
		Motor Vehicle Theft	23	50	Weapons	14	17
		Arson	1	7	Prostitution	0	0
		PART I TOTALS	273	367	Sex Offenses	11	8
NON-UCR OFFENSES	Ambulance Calls	87	69	Drug Abuse	66	88	
	Deaths	5	8	Gambling	0	0	
	Missing Persons	12	21	Family Offenses	45	66	
	Suicides	0	1	DUI	11	19	
	Suspicious Activity	34	37	Liquor Laws	2	6	
	Traffic Accidents	72	67	Drunkenness	32	26	
	All Other	317	354	Disorderly Conduct	19	32	
	NON-UCR TOTALS	527	557	All Other Offenses	260	262	
	PART I OFFENSES	273	367	Curfew/Loitering	0	0	
	PART II OFFENSES	720	845	Runaway	8	0	
TOTALS	NON-UCR OFFENSES	527	557	PART II TOTALS	720	845	
	TOTAL	1520	1769				

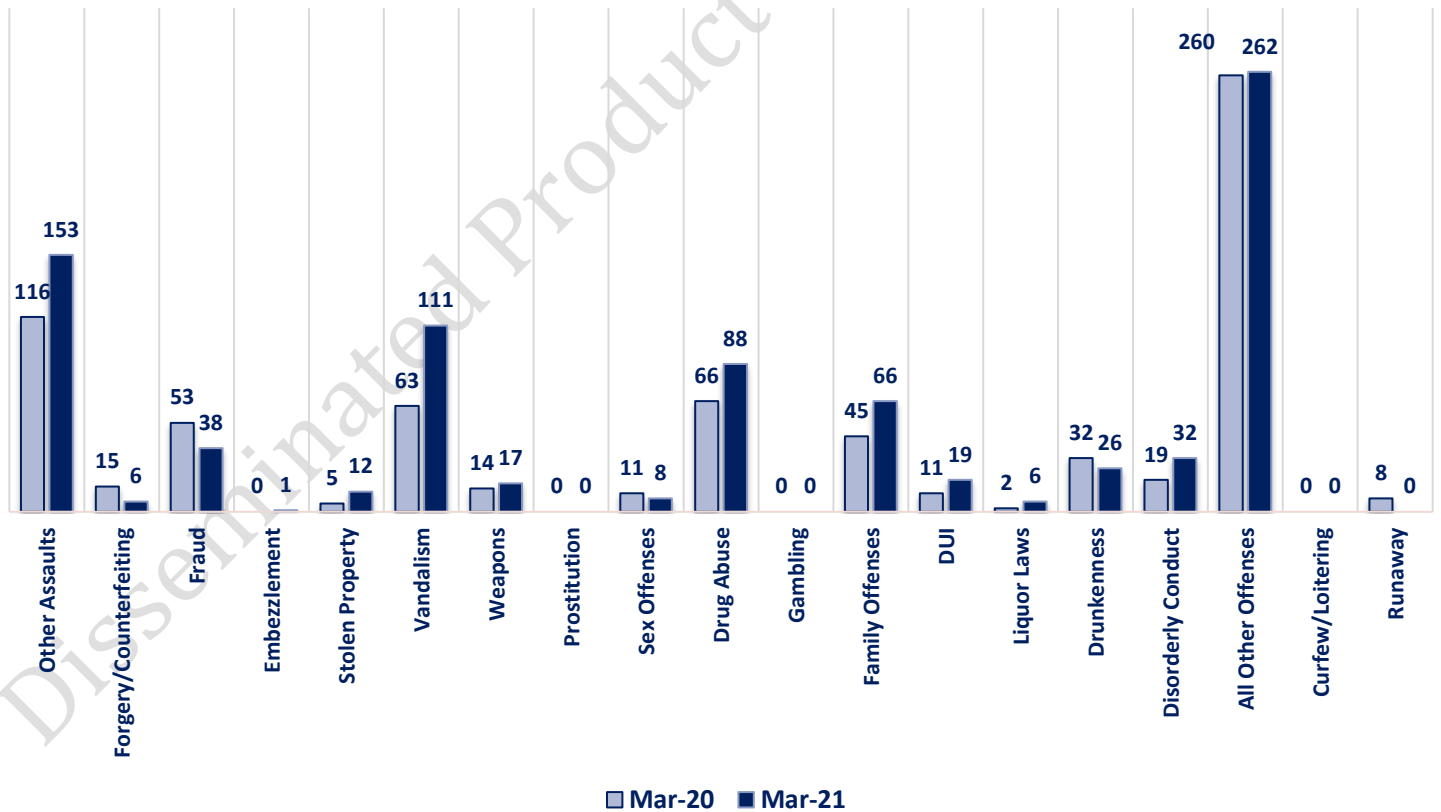
MARCH 2021 PART I & II OFFENSE PERCENTAGES



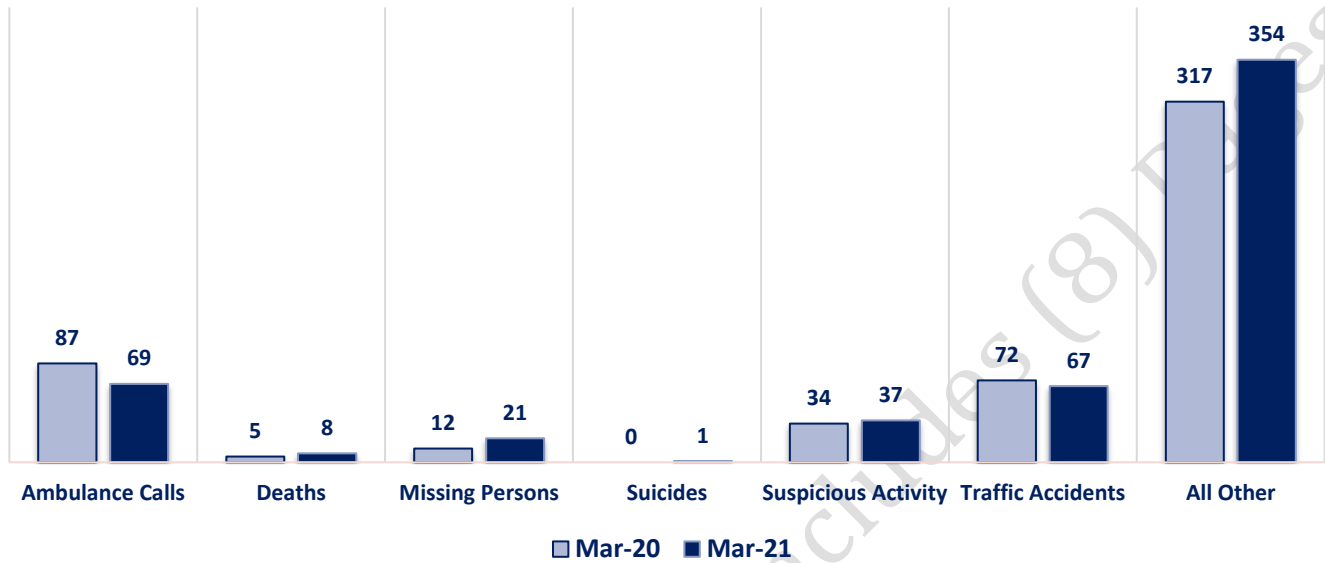
Part I Offenses



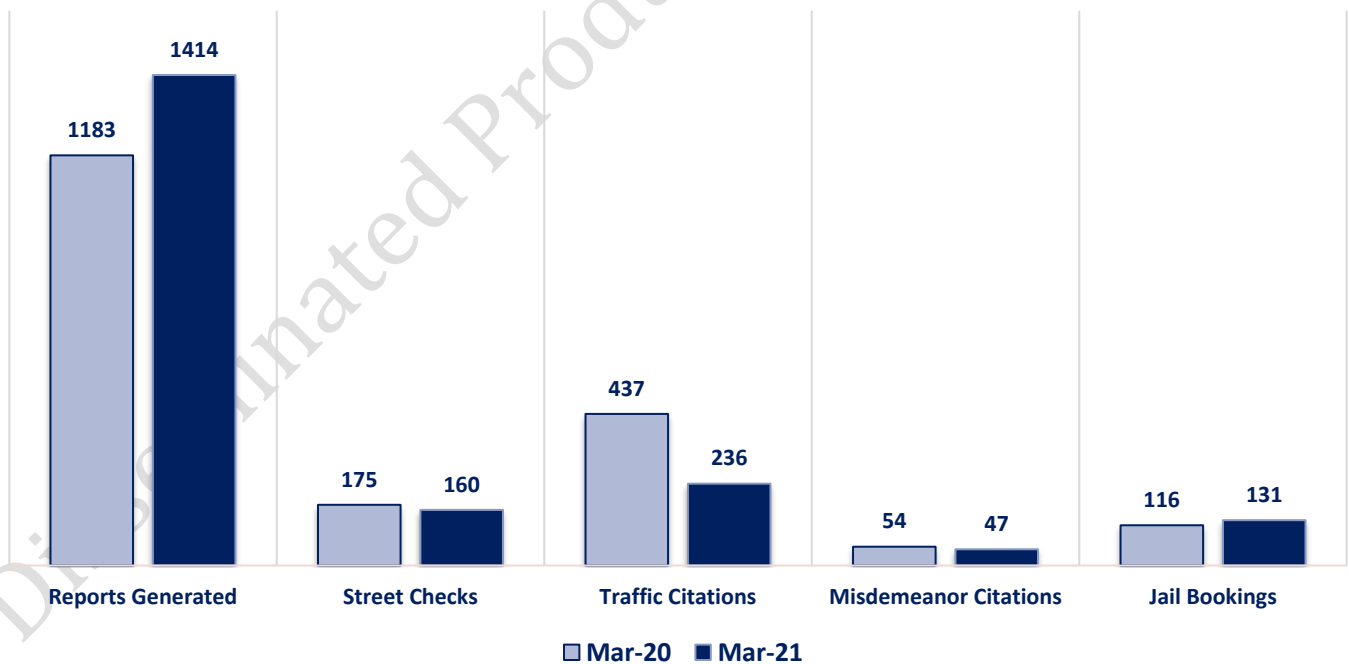
Part II Offenses



Non-UCR Offenses

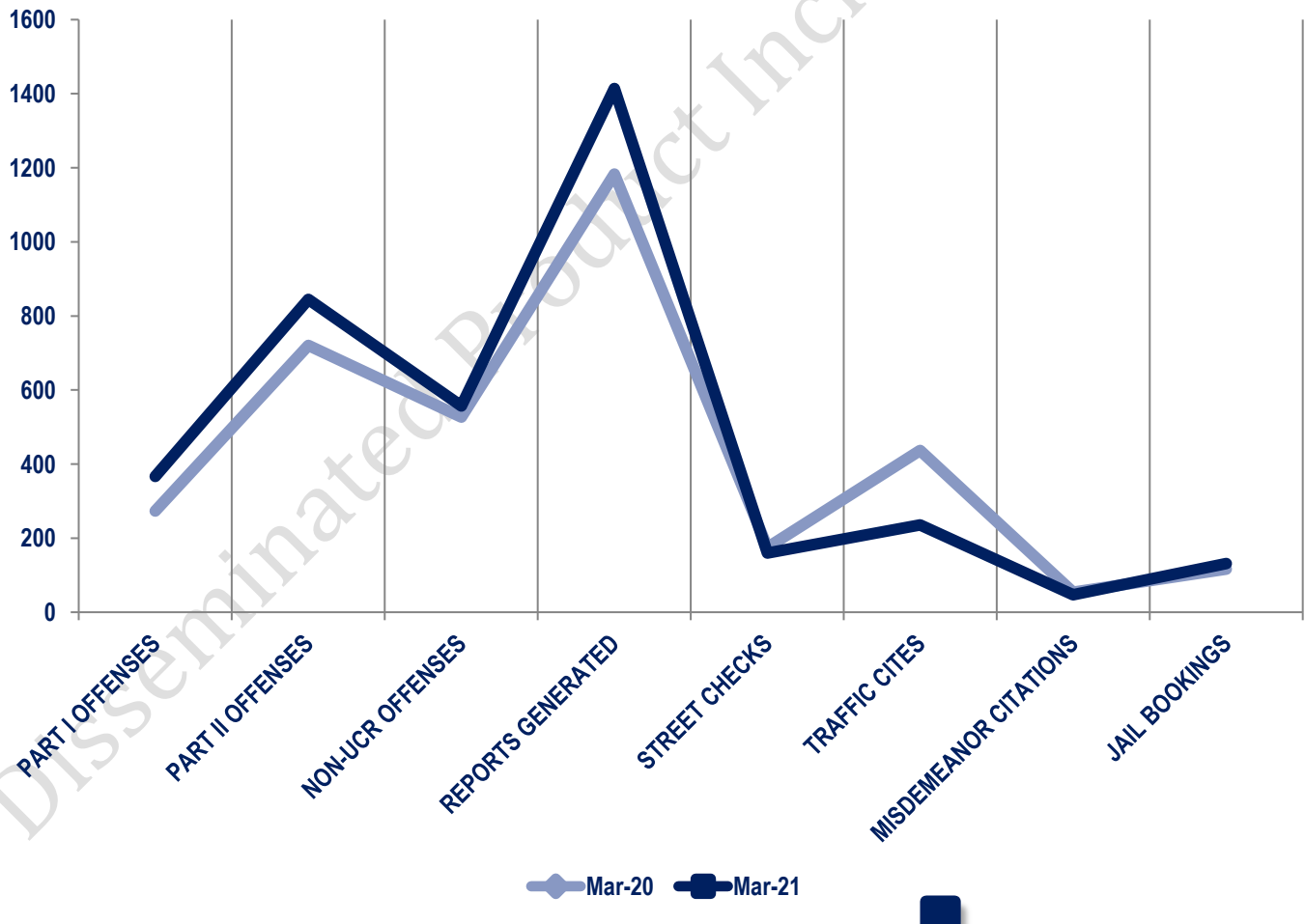


Other Event Totals



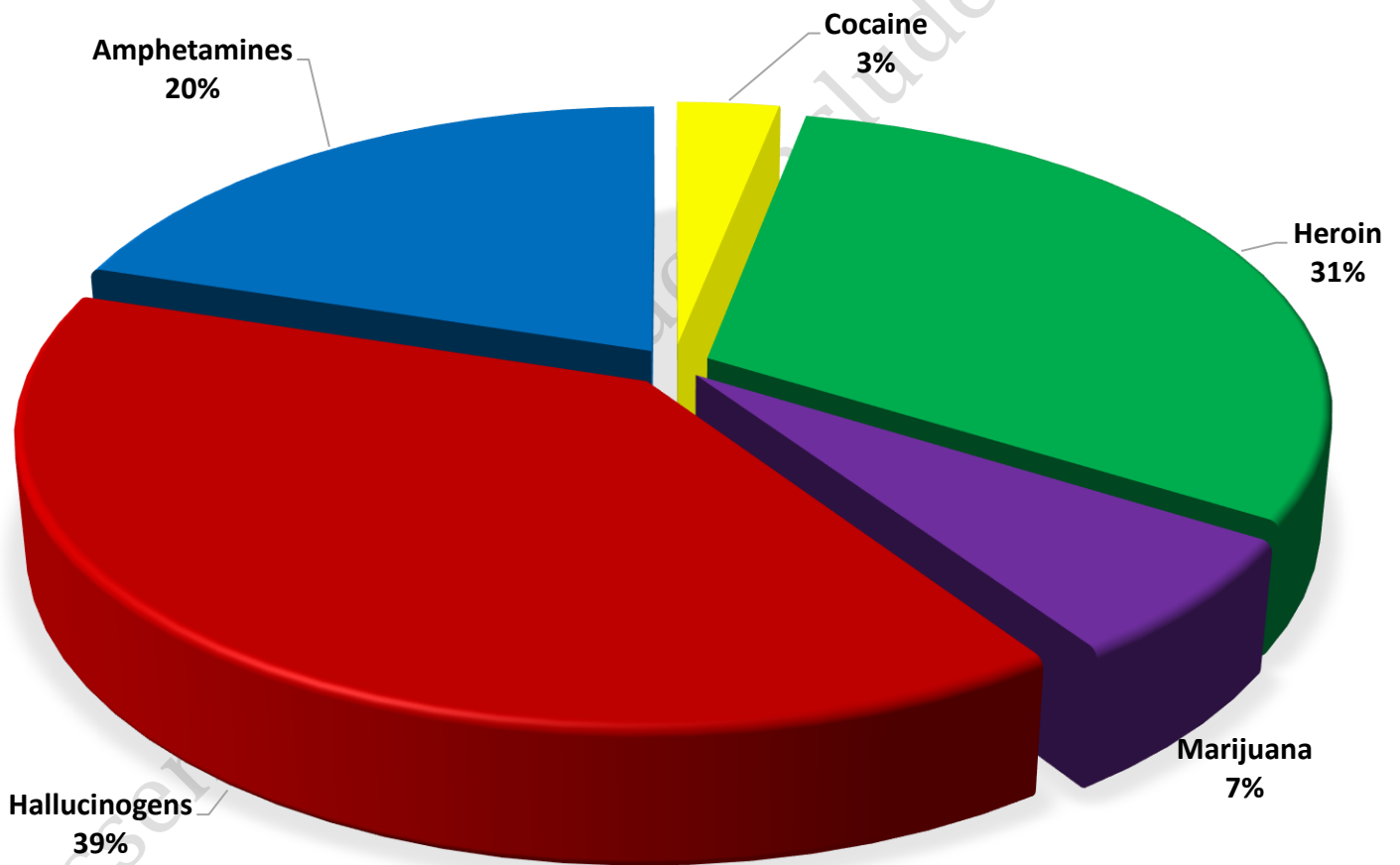
Combined Offense/Event Trends

	MAR 2020	MAR 2021
Part I Offenses	273	367
Part II Offenses	720	845
NonUCR Offenses	527	557
Reports Generated	1183	1414
Street Checks	175	160
Traffic Citations	437	236
Misdemeanor Citations	54	47
Jail Bookings	116	131



Seized Drugs

TYPE	DOSES	STREET VALUE
Cocaine	127.0	\$ 1,270.00
Heroin	1262.1	\$ 12,621.00
Marijuana	273.7	\$ 1,642.02
Hallucinogens	1615.2	\$ 3,230.40
Amphetamines	823.7	\$ 8,237.00
TOTAL	4101.7	\$ 27,000.42



Part I & II Offenses - One Year

