



CITY COUNCIL DISTRICT #5 MONTHLY OFFENSE SUMMARY

March 2021

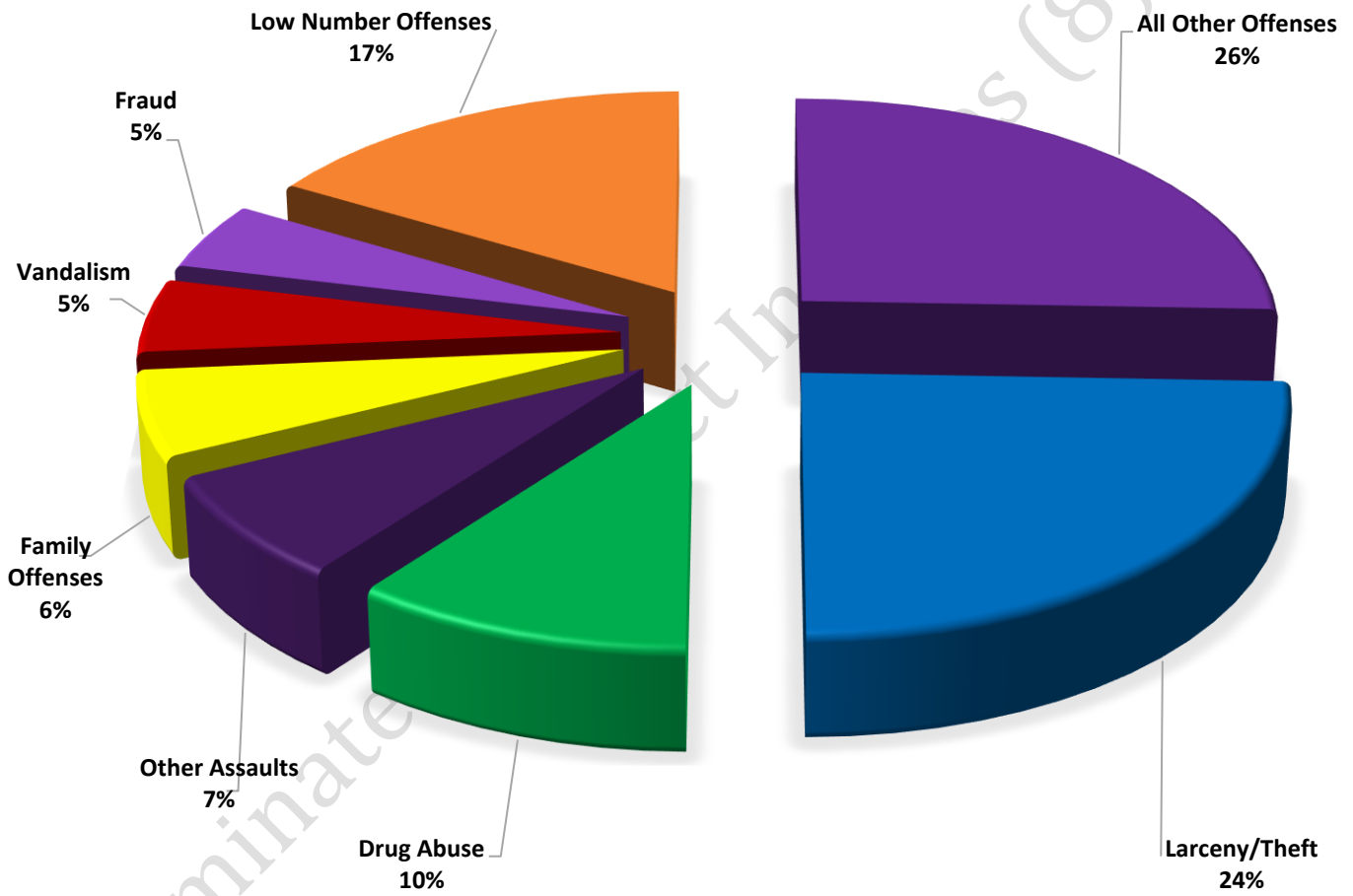
These figures represent preliminary counts of original Police Incident Reports and include all offenses within the above listed City Council District only. Full statistical analysis to determine the confidence level of this data has not been performed. The results contained herein are approximate in relation to the listed area and may not fully coincide with data shown in other areas of SLCPD's Crime Statistics page such as Calls for Service, Crimes Trending, and Crime Reports due to and reflective of departmental procedures that were in place at the time the event occurred and the date this data was compiled. Results displayed are not distinguished as attempted or completed crimes, do not include other calls for police service, and only represent police service where a report was made. Police Incident Reports are classified by primary offense categories as defined by the Uniform Crime Reporting (UCR) system, however for this report all offenses are included, and each incident may have more than one offense listed on it. In cases where there is more than one offense listed, all offenses are counted individually. Although every reasonable verification effort is made, the accuracy of any data is subject to the constraints of the report generation process as well as the manner, format, and point in time of any query.

-
- PART I OFFENSES:** Chosen by the FBI as Part I Offenses because they are serious crimes that occur with regularity in all areas of the country and are likely to be reported to Police.
- PART II OFFENSES:** All other crimes other than the eight Part I Offenses. The Uniform Crime Reporting Program gathers only arrest data for Part II Offenses, however, SLCPD results displayed in this document display all Part II Offenses, regardless of the presence of arrest data.
- ALL OTHER OFFENSES:** Under the Part II Offense section, 'All Other Offenses' include Peeping Tom, Trespass, Kidnap/Abduction, Pornography, Extortion/Blackmail, Bribery, Warrants, Sexual Offenses, Obstruction, Public Peace, and Hit & Run.
- NON-UCR OFFENSES:** Non-UCR Offenses include reports for all other offenses not classified as a Part I or Part II Offense. Results displayed separate some of these offenses such as Ambulance Calls, Deaths, Missing Persons, Suicides, Suspicious Activity, and Traffic Accidents.
- ALL OTHER NON-UCR:** Under the Non-UCR category, 'All Other' include the remainder of offenses not classified as Part I or Part II and not separated from the Non-UCR Offenses. These include things such as Loud Parties, Barking Dogs, Mentally Ill Subjects, Citizen Assistance, etc.
- LOW NUMBER OFFENSES:** On page two, in the interest of space and allowing for easier viewing, the category titled 'Low Number Offenses' include Part I and Part II Offenses from page one that have totals under the amount of 28.

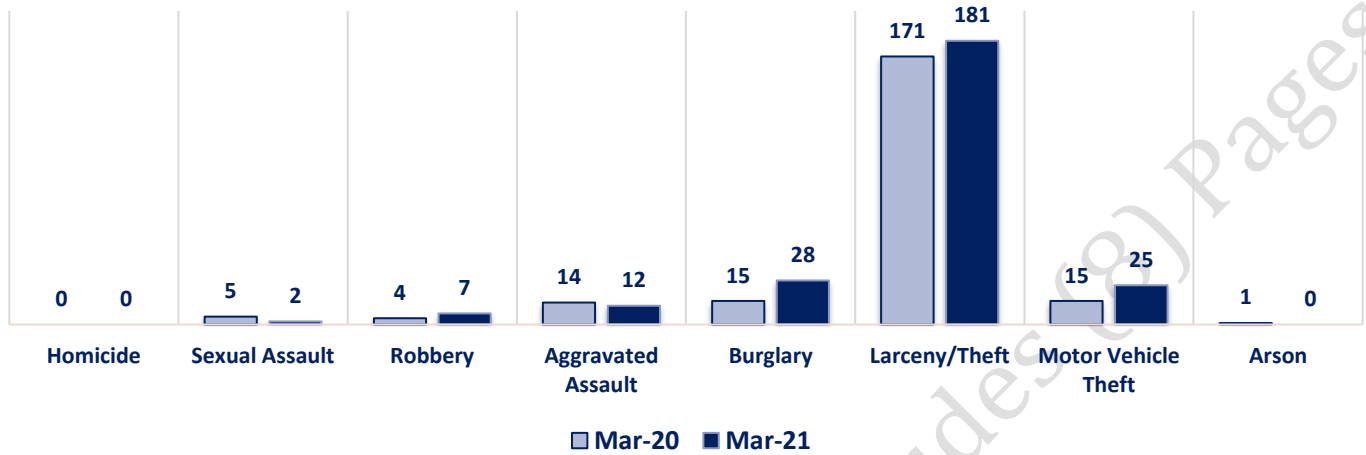
Offenses

		OFFENSE	MAR 20	MAR 21	OFFENSE	MAR 20	MAR 21
PART I OFFENSES	VIOLENT	Homicide	0	0	Other Assaults	60	54
		Sexual Assault	5	2	Forgery/Counterfeit	5	5
		Robbery	4	7	Fraud	37	35
		Aggravated Assault	14	12	Embezzlement	1	0
		Burglary	15	28	Stolen Property	3	8
	PROPERTY	Larceny/Theft	171	181	Vandalism	44	38
		Motor Vehicle Theft	15	25	Weapons	5	8
		Arson	1	0	Prostitution	2	0
		PART I TOTALS	225	255	Sex Offenses	2	0
NON-UCR OFFENSES	Ambulance Calls	38	42	Drug Abuse	62	76	
	Deaths	3	3	Gambling	0	0	
	Missing Persons	6	8	Family Offenses	48	44	
	Suicides	1	0	DUI	11	16	
	Suspicious Activity	36	16	Liquor Laws	1	0	
	Traffic Accidents	55	52	Drunkenness	12	4	
	All Other	211	243	Disorderly Conduct	9	7	
	NON-UCR TOTALS	350	364	All Other Offenses	158	189	
	PART I OFFENSES	225	255	Curfew/Loitering	0	0	
	PART II OFFENSES	466	484	Runaway	6	0	
TOTALS	NON-UCR OFFENSES	350	364	PART II TOTALS	466	484	
	TOTAL	1041	1103				

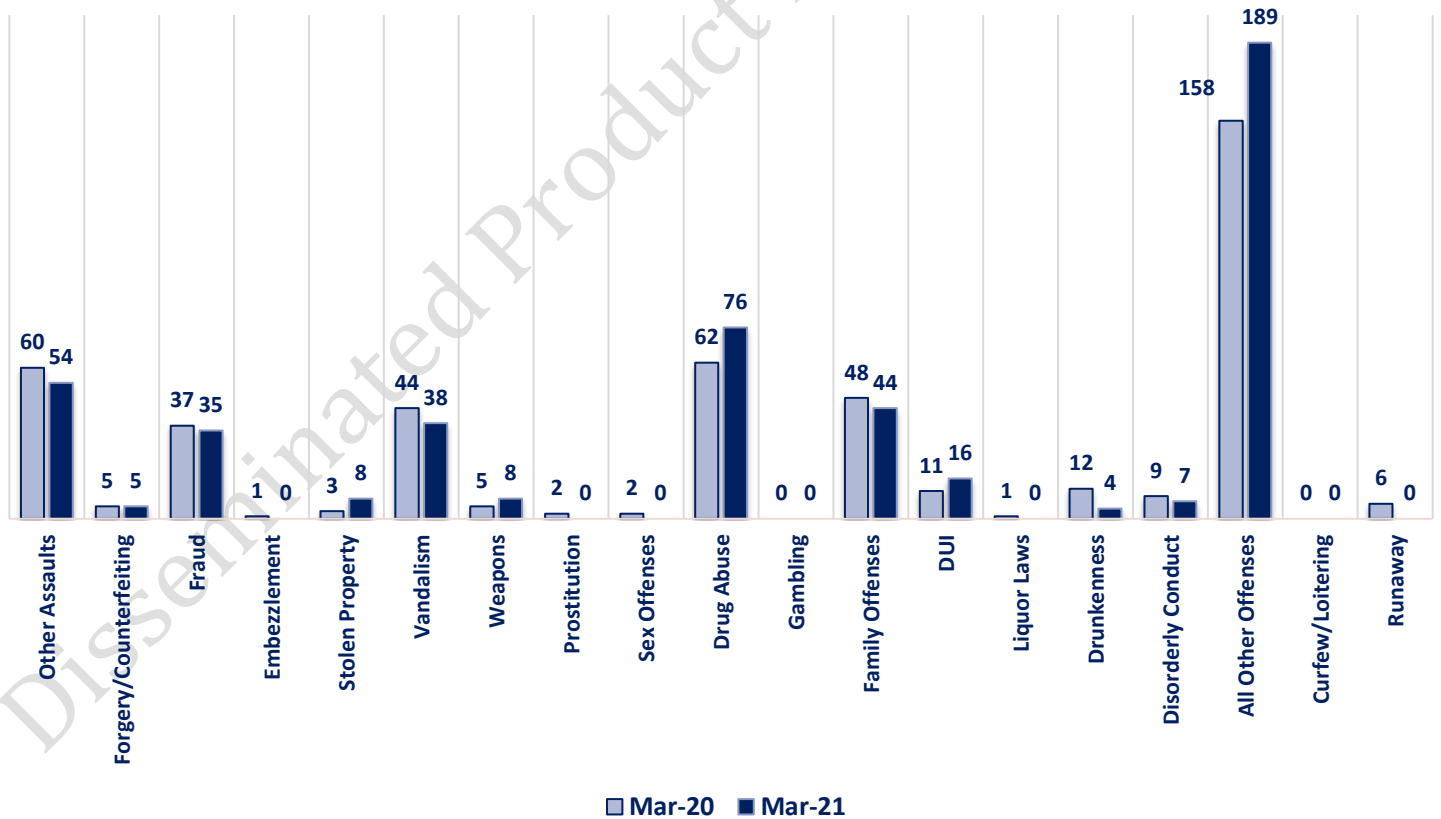
MARCH 2021 PART I & II OFFENSE PERCENTAGES



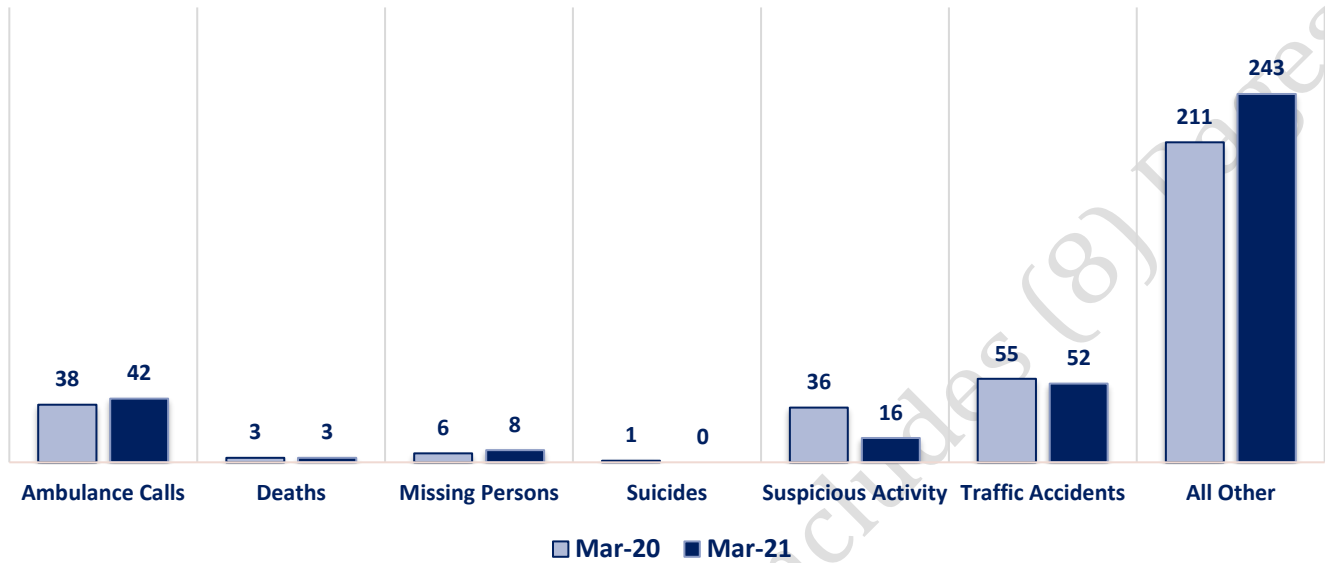
Part I Offenses



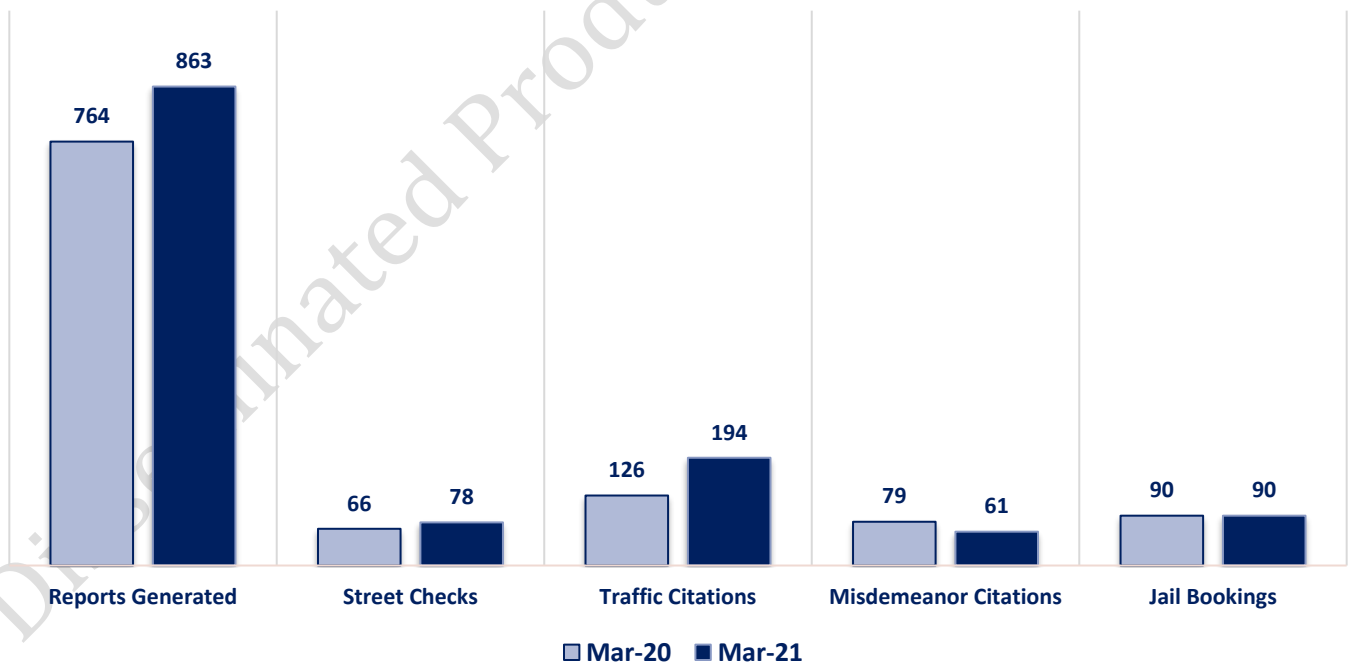
Part II Offenses



Non-UCR Offenses

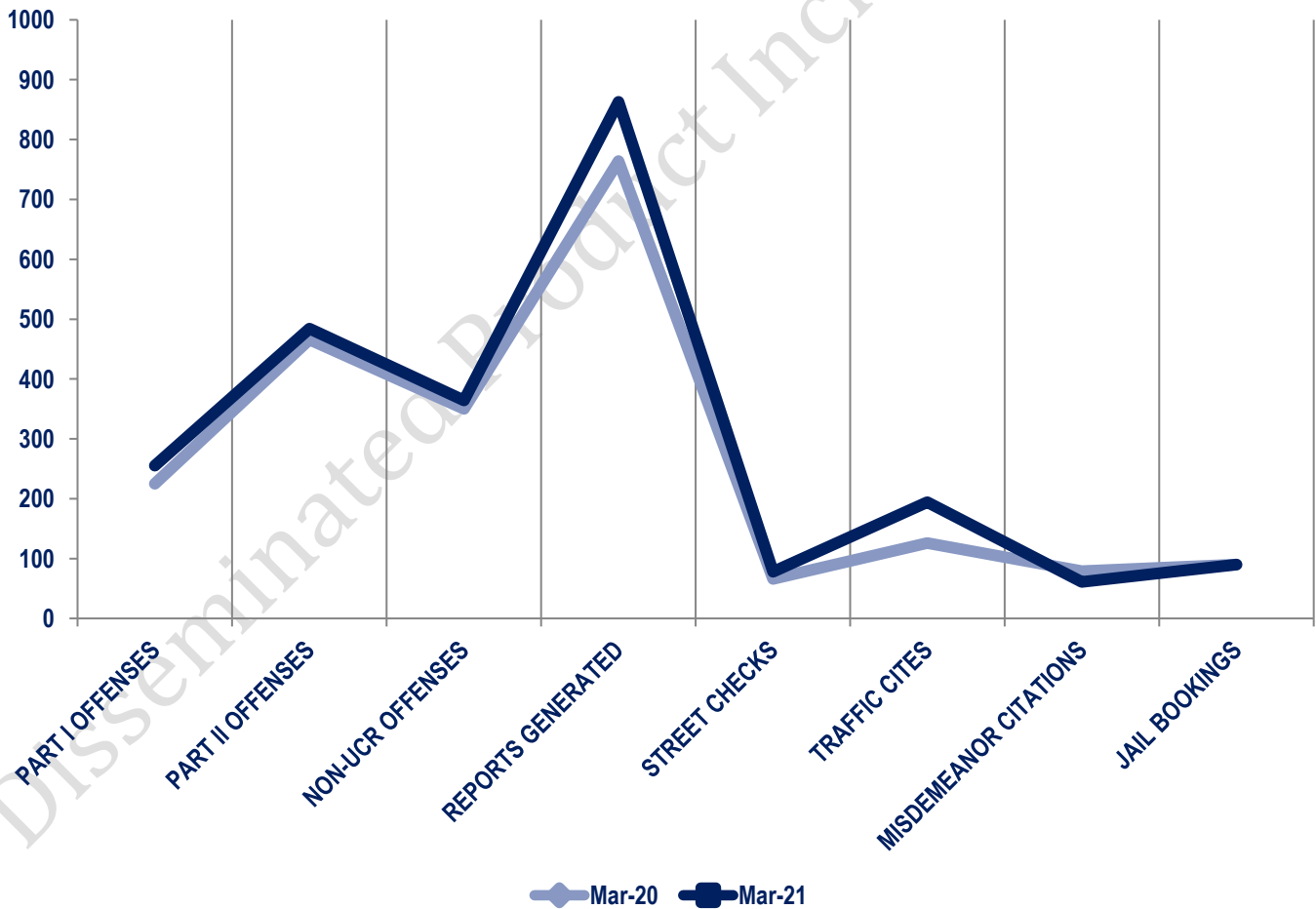


Other Event Totals



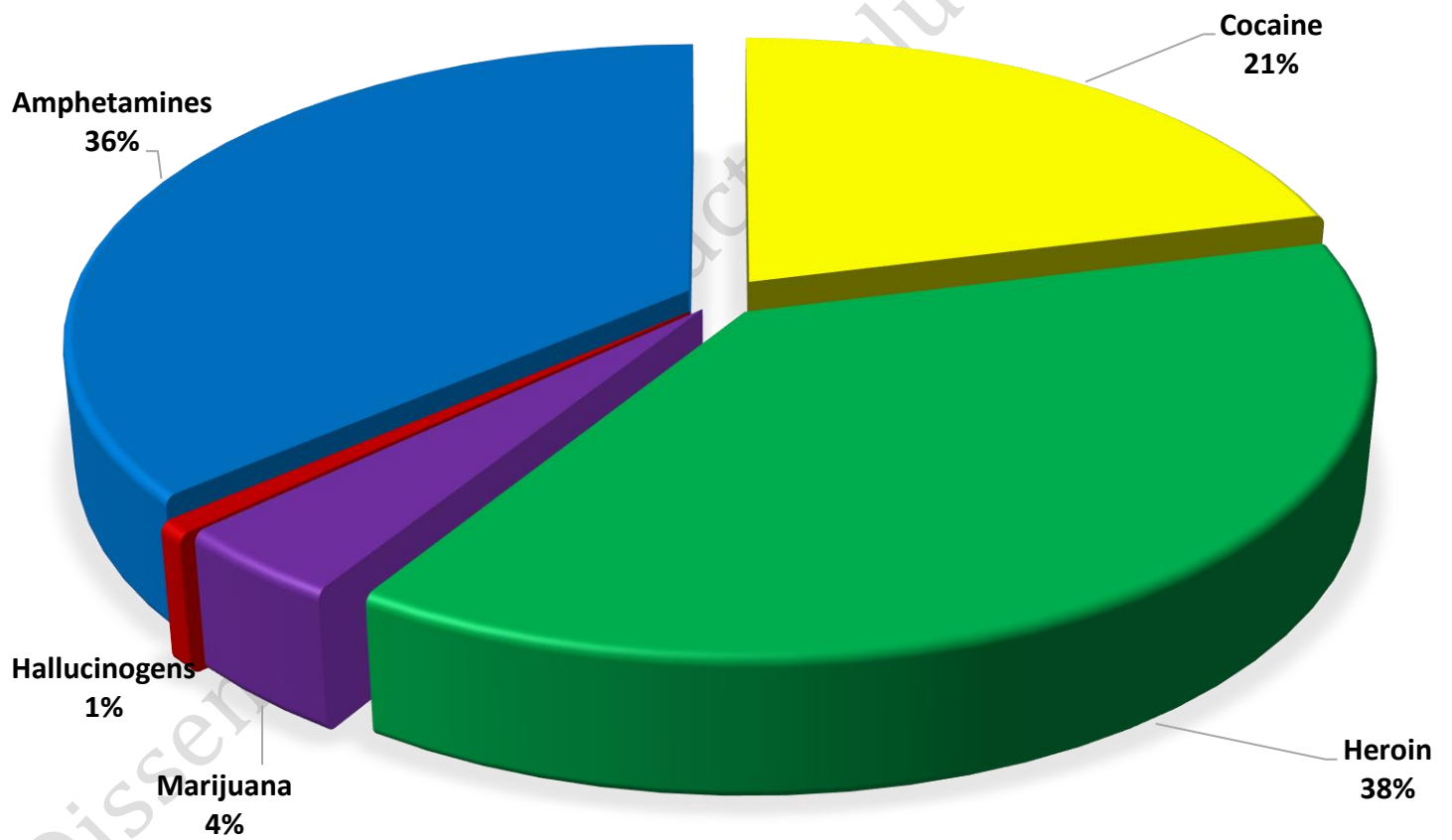
Combined Offense/Event Trends

	MAR 2020	MAR 2021
Part I Offenses	225	255
Part II Offenses	466	484
NonUCR Offenses	350	364
Reports Generated	764	863
Street Checks	66	78
Traffic Citations	126	194
Misdemeanor Citations	79	61
Jail Bookings	90	90



Seized Drugs

TYPE	DOSES	STREET VALUE
Cocaine	1043.0	\$ 10,430.00
Heroin	1876.9	\$ 18,769.00
Marijuana	197.5	\$ 1,185.21
Hallucinogens	37.3	\$ 74.55
Amphetamines	1797.9	\$ 17,979.40
TOTAL	4952.6	\$ 48,438.15



Part I & II Offenses - One Year

