



CITY COUNCIL DISTRICT #4 MONTHLY OFFENSE SUMMARY

April 2021

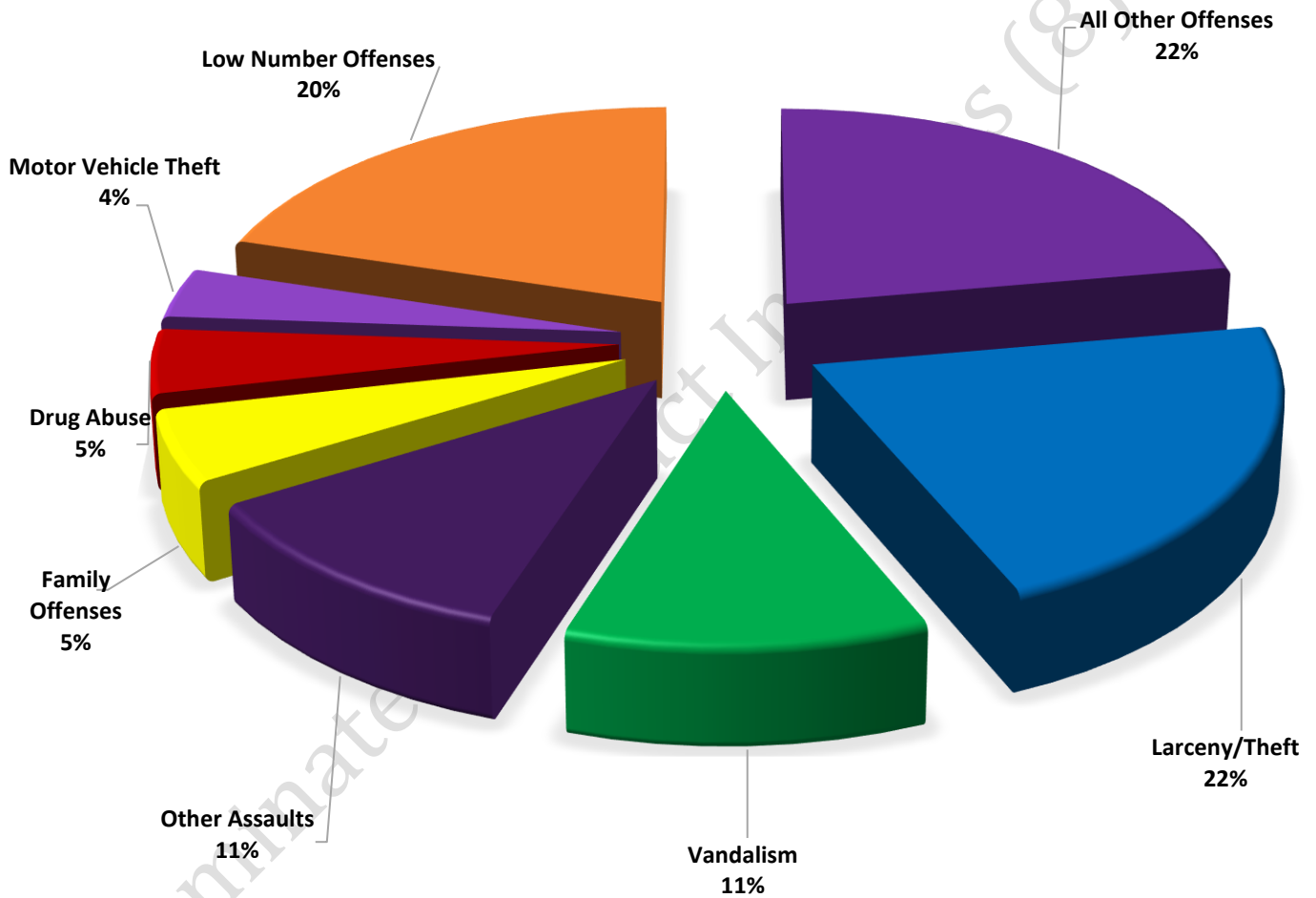
These figures represent preliminary counts of original Police Incident Reports and include all offenses within the above listed City Council District only. Full statistical analysis to determine the confidence level of this data has not been performed. The results contained herein are approximate in relation to the listed area and may not fully coincide with data shown in other areas of SLCPD's Crime Statistics page such as Calls for Service, Crimes Trending, and Crime Reports due to and reflective of departmental procedures that were in place at the time the event occurred and the date this data was compiled. Results displayed are not distinguished as attempted or completed crimes, do not include other calls for police service, and only represent police service where a report was made. Police Incident Reports are classified by primary offense categories as defined by the Uniform Crime Reporting (UCR) system, however for this report all offenses are included, and each incident may have more than one offense listed on it. In cases where there is more than one offense listed, all offenses are counted individually. Although every reasonable verification effort is made, the accuracy of any data is subject to the constraints of the report generation process as well as the manner, format, and point in time of any query.

-
- PART I OFFENSES:** Chosen by the FBI as Part I Offenses because they are serious crimes that occur with regularity in all areas of the country and are likely to be reported to Police.
- PART II OFFENSES:** All other crimes other than the eight Part I Offenses. The Uniform Crime Reporting Program gathers only arrest data for Part II Offenses, however, SLCPD results displayed in this document display all Part II Offenses, regardless of the presence of arrest data.
- ALL OTHER OFFENSES:** Under the Part II Offense section, 'All Other Offenses' include Peeping Tom, Trespass, Kidnap/Abduction, Pornography, Extortion/Blackmail, Bribery, Warrants, Sexual Offenses, Obstruction, Public Peace, and Hit & Run.
- NON-UCR OFFENSES:** Non-UCR Offenses include reports for all other offenses not classified as a Part I or Part II Offense. Results displayed separate some of these offenses such as Ambulance Calls, Deaths, Missing Persons, Suicides, Suspicious Activity, and Traffic Accidents.
- ALL OTHER NON-UCR:** Under the Non-UCR category, 'All Other' include the remainder of offenses not classified as Part I or Part II and not separated from the Non-UCR Offenses. These include things such as Loud Parties, Barking Dogs, Mentally Ill Subjects, Citizen Assistance, etc.
- LOW NUMBER OFFENSES:** On page two, in the interest of space and allowing for easier viewing, the category titled 'Low Number Offenses' include Part I and Part II Offenses from page one that have totals under the amount of 38.

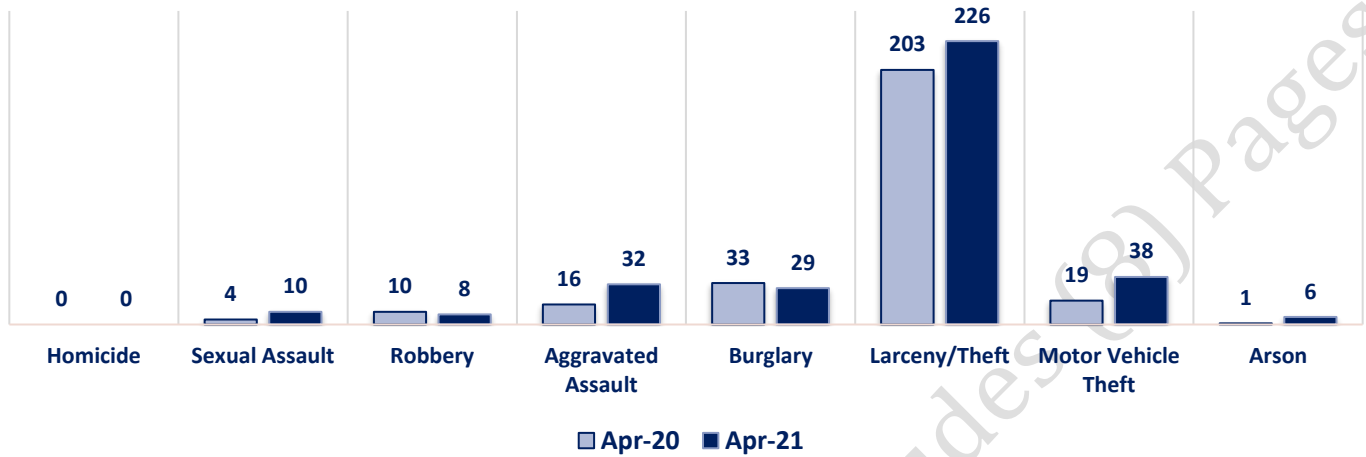
Offenses

		OFFENSE	APR 20	APR 21	OFFENSE	APR 20	APR 21
PART I OFFENSES	VIOLENT	Homicide	0	0	Other Assaults	106	119
		Sexual Assault	4	10	Forgery/Counterfeit	9	5
		Robbery	10	8	Fraud	49	38
		Aggravated Assault	16	32	Embezzlement	0	1
		Burglary	33	29	Stolen Property	5	16
	PROPERTY	Larceny/Theft	203	226	Vandalism	73	120
		Motor Vehicle Theft	19	38	Weapons	4	4
		Arson	1	6	Prostitution	1	0
		PART I TOTALS	286	349	Sex Offenses	2	8
NON-UCR OFFENSES	Ambulance Calls	74	70	Drug Abuse	50	49	
	Deaths	8	5	Gambling	0	0	
	Missing Persons	12	14	Family Offenses	43	55	
	Suicides	3	0	DUI	5	12	
	Suspicious Activity	42	35	Liquor Laws	1	3	
	Traffic Accidents	38	64	Drunkenness	28	16	
	All Other	298	302	Disorderly Conduct	17	26	
	NON-UCR TOTALS	475	490	All Other Offenses	207	235	
	PART I OFFENSES	286	349	Curfew/Loitering	0	0	
	PART II OFFENSES	608	707	Runaway	8	0	
TOTALS	NON-UCR OFFENSES	475	490	PART II TOTALS	608	707	
	TOTAL	1369	1546				

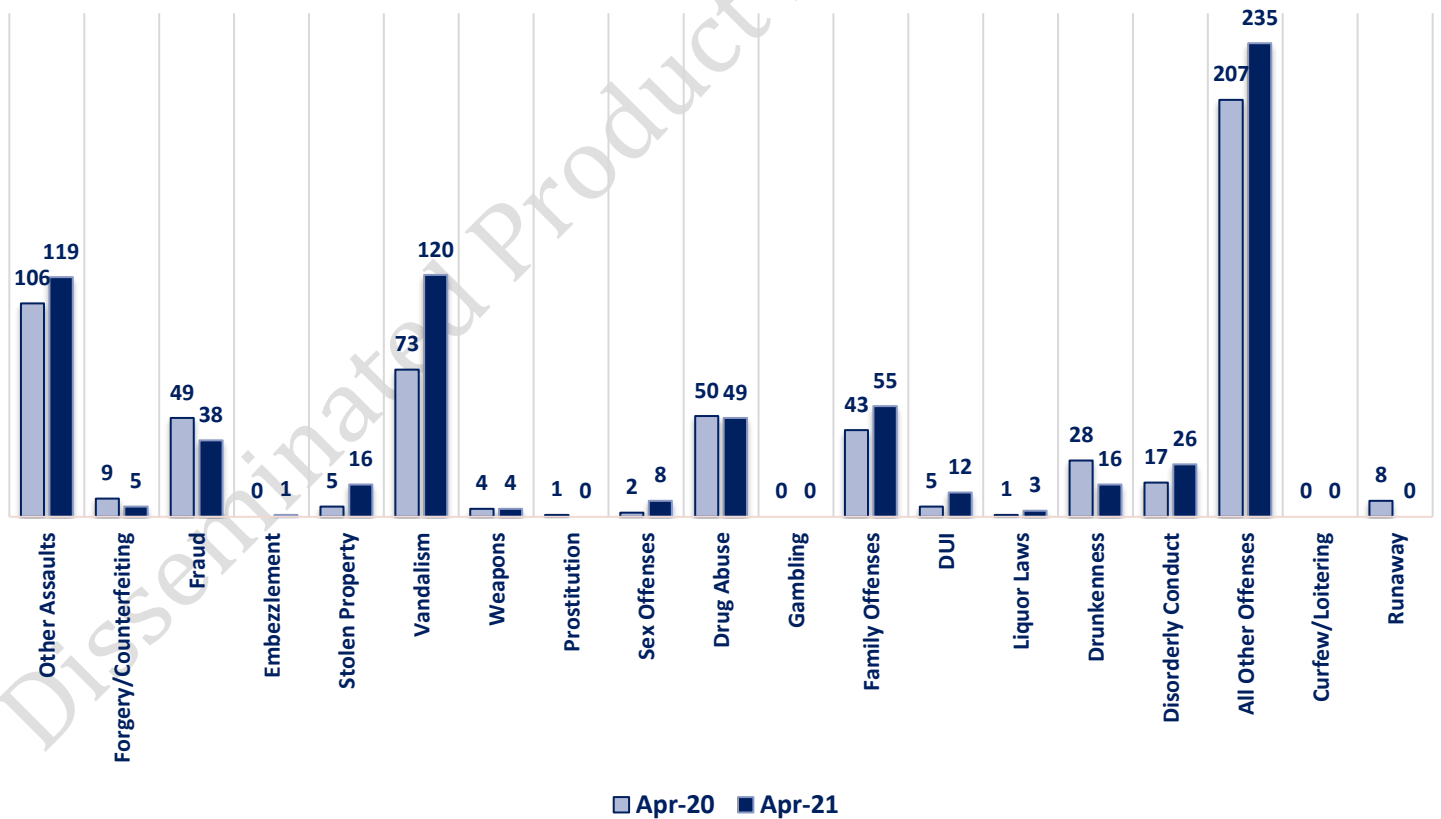
APRIL 2021- PART I & II OFFENSE PERCENTAGES



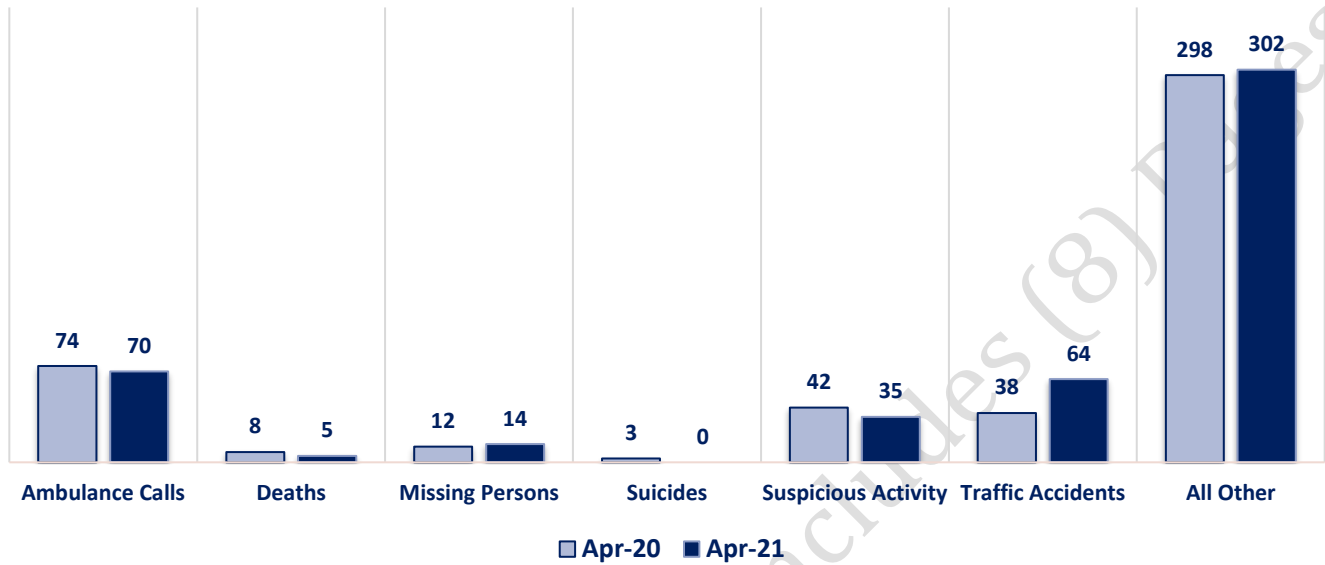
Part I Offenses



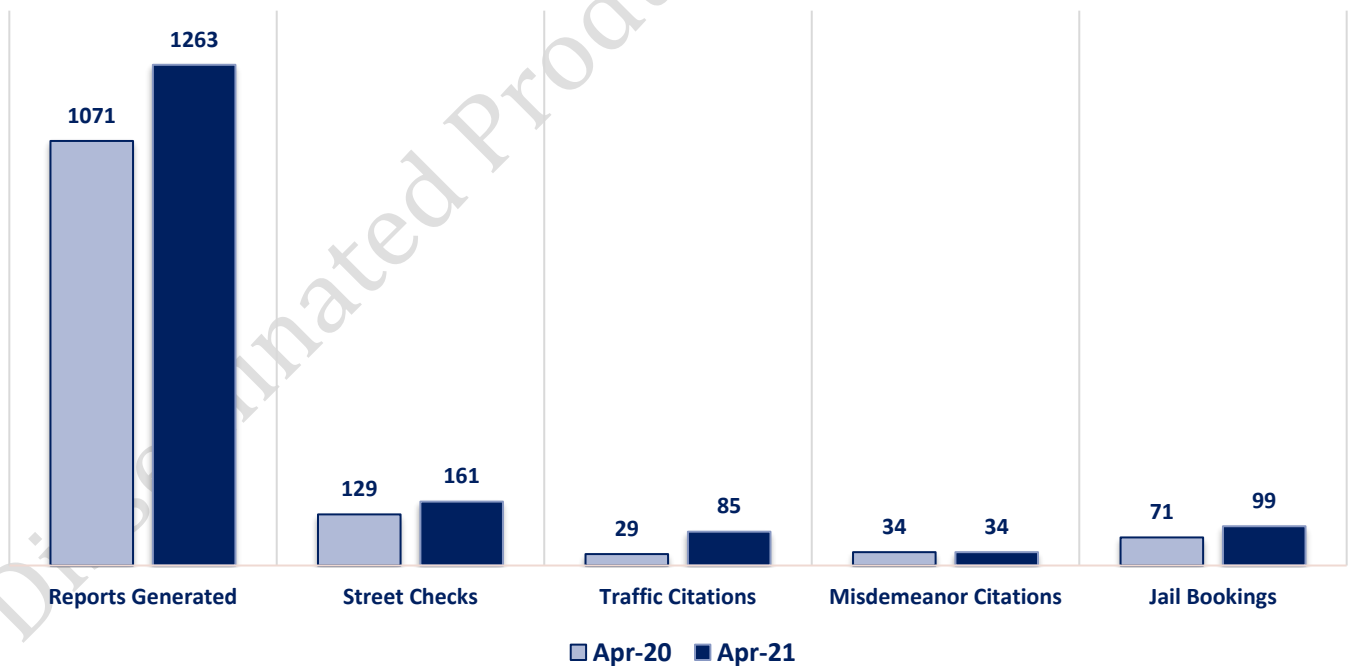
Part II Offenses



Non-UCR Offenses

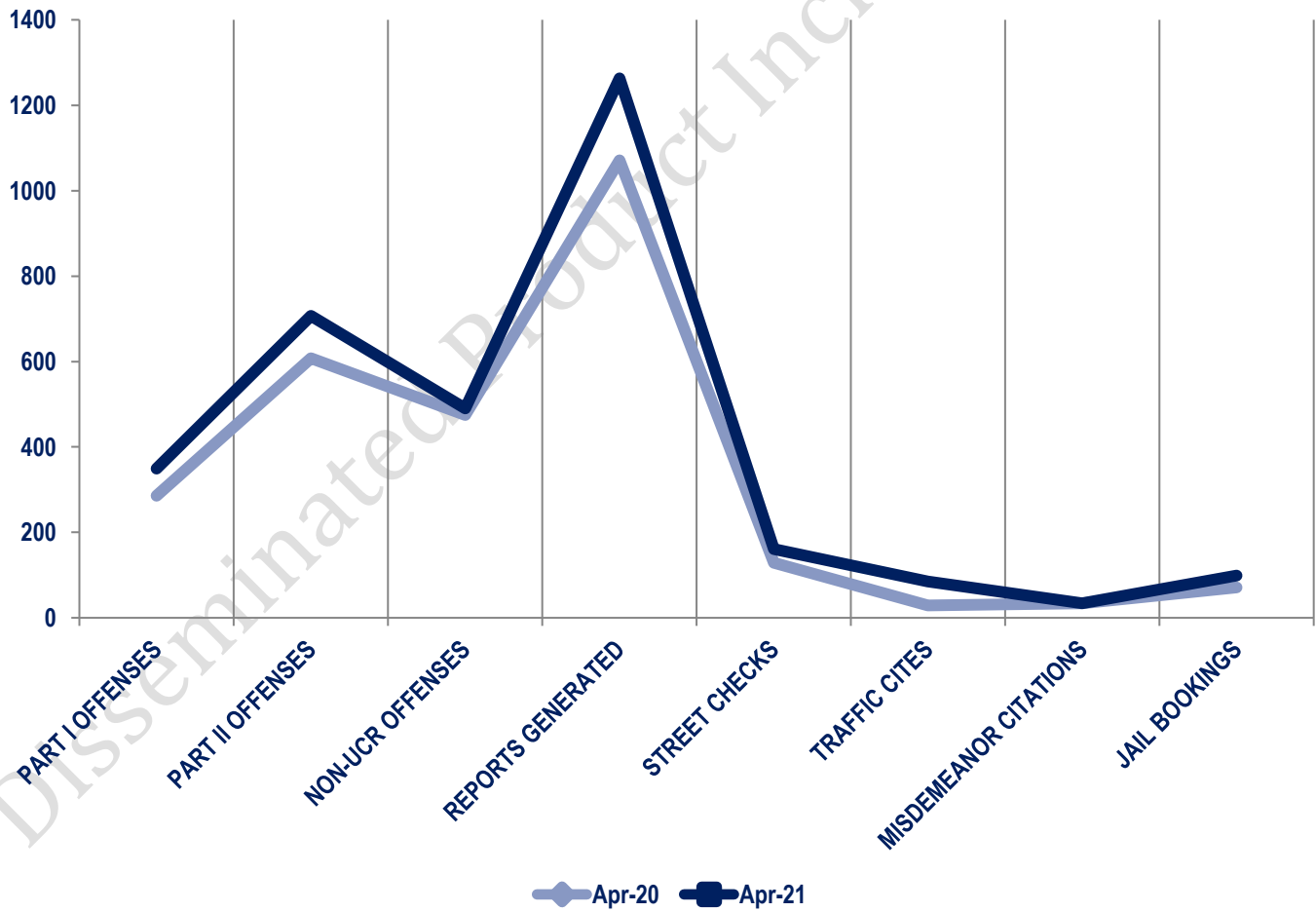


Other Event Totals



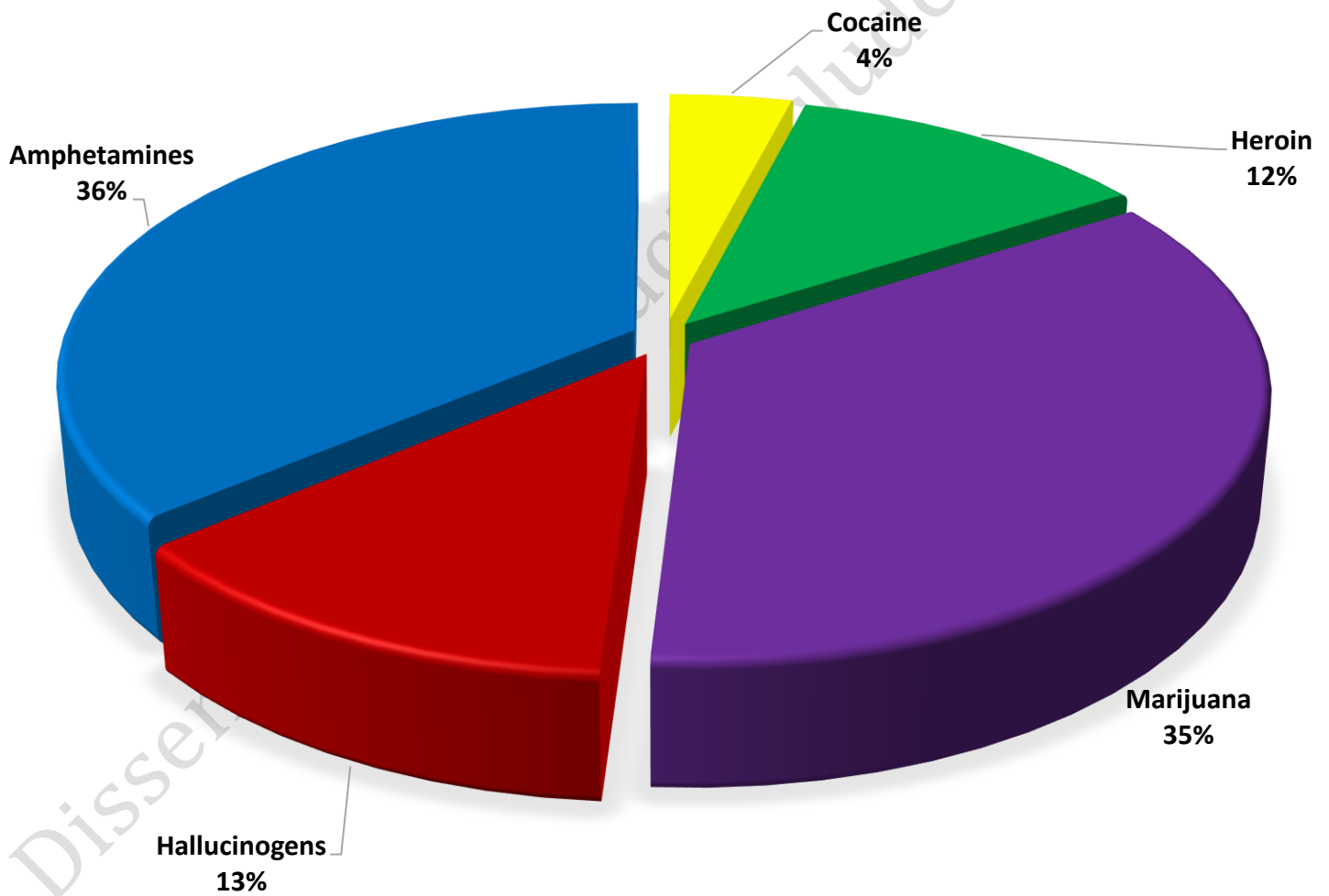
Combined Offense/Event Trends

	APR 2020	APR 2021
Part I Offenses	286	349
Part II Offenses	608	707
NonUCR Offenses	475	490
Reports Generated	1071	1263
Street Checks	129	161
Traffic Citations	29	85
Misdemeanor Citations	34	34
Jail Bookings	71	99



Seized Drugs

TYPE	DOSES	STREET VALUE
Cocaine	45.0	\$ 450.00
Heroin	133.6	\$ 1,336.00
Marijuana	393.1	\$ 2,358.37
Hallucinogens	143.5	\$ 287.05
Amphetamines	405.0	\$ 4,050.00
TOTAL	1120.2	\$ 8,481.42



Part I & II Offenses - One Year

