



CITY COUNCIL DISTRICT #5 MONTHLY OFFENSE SUMMARY

April 2021

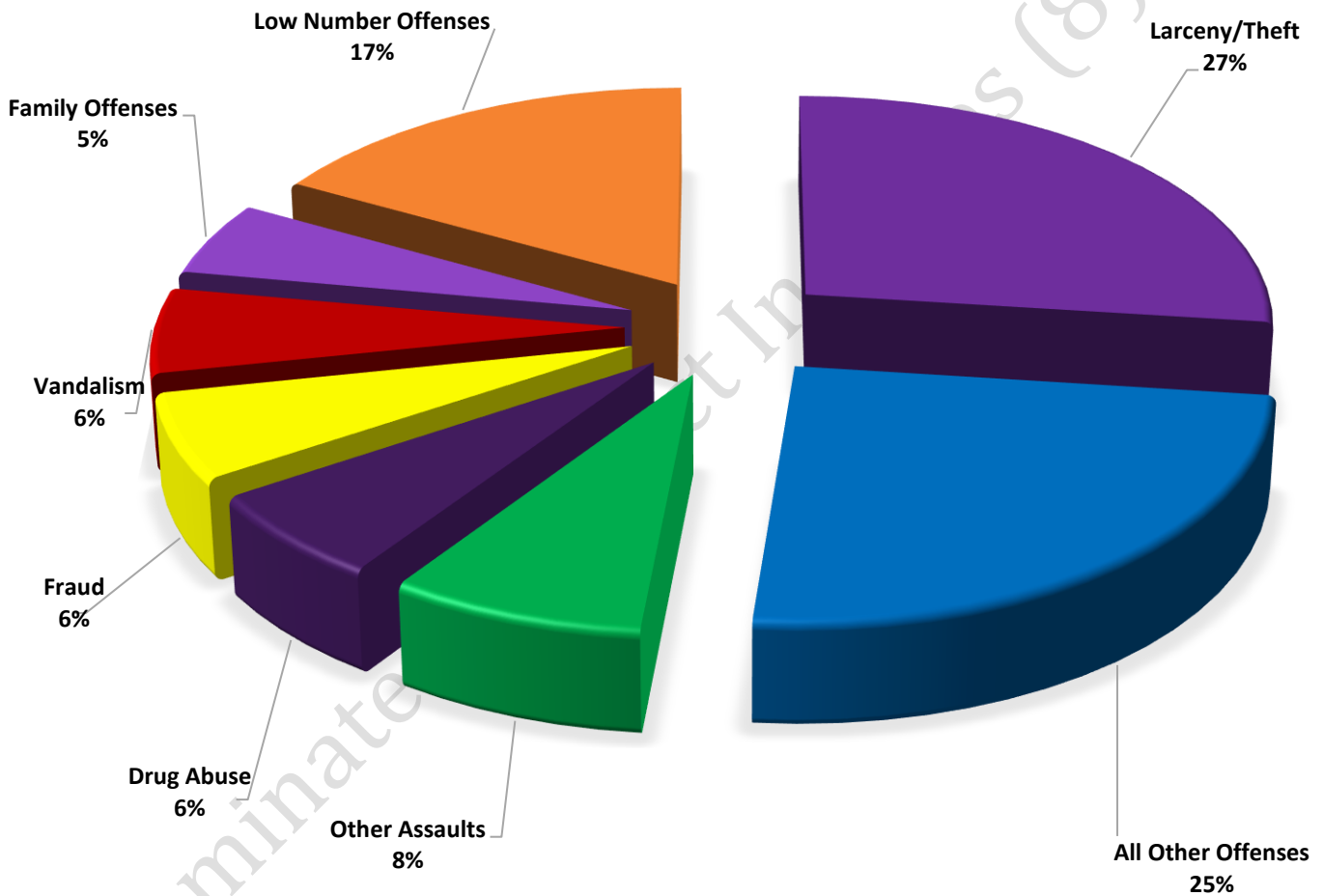
These figures represent preliminary counts of original Police Incident Reports and include all offenses within the above listed City Council District only. Full statistical analysis to determine the confidence level of this data has not been performed. The results contained herein are approximate in relation to the listed area and may not fully coincide with data shown in other areas of SLCPD's Crime Statistics page such as Calls for Service, Crimes Trending, and Crime Reports due to and reflective of departmental procedures that were in place at the time the event occurred and the date this data was compiled. Results displayed are not distinguished as attempted or completed crimes, do not include other calls for police service, and only represent police service where a report was made. Police Incident Reports are classified by primary offense categories as defined by the Uniform Crime Reporting (UCR) system, however for this report all offenses are included, and each incident may have more than one offense listed on it. In cases where there is more than one offense listed, all offenses are counted individually. Although every reasonable verification effort is made, the accuracy of any data is subject to the constraints of the report generation process as well as the manner, format, and point in time of any query.

-
- PART I OFFENSES:** Chosen by the FBI as Part I Offenses because they are serious crimes that occur with regularity in all areas of the country and are likely to be reported to Police.
- PART II OFFENSES:** All other crimes other than the eight Part I Offenses. The Uniform Crime Reporting Program gathers only arrest data for Part II Offenses, however, SLCPD results displayed in this document display all Part II Offenses, regardless of the presence of arrest data.
- ALL OTHER OFFENSES:** Under the Part II Offense section, 'All Other Offenses' include Peeping Tom, Trespass, Kidnap/Abduction, Pornography, Extortion/Blackmail, Bribery, Warrants, Sexual Offenses, Obstruction, Public Peace, and Hit & Run.
- NON-UCR OFFENSES:** Non-UCR Offenses include reports for all other offenses not classified as a Part I or Part II Offense. Results displayed separate some of these offenses such as Ambulance Calls, Deaths, Missing Persons, Suicides, Suspicious Activity, and Traffic Accidents.
- ALL OTHER NON-UCR:** Under the Non-UCR category, 'All Other' include the remainder of offenses not classified as Part I or Part II and not separated from the Non-UCR Offenses. These include things such as Loud Parties, Barking Dogs, Mentally Ill Subjects, Citizen Assistance, etc.
- LOW NUMBER OFFENSES:** On page two, in the interest of space and allowing for easier viewing, the category titled 'Low Number Offenses' include Part I and Part II Offenses from page one that have totals under the amount of 24.

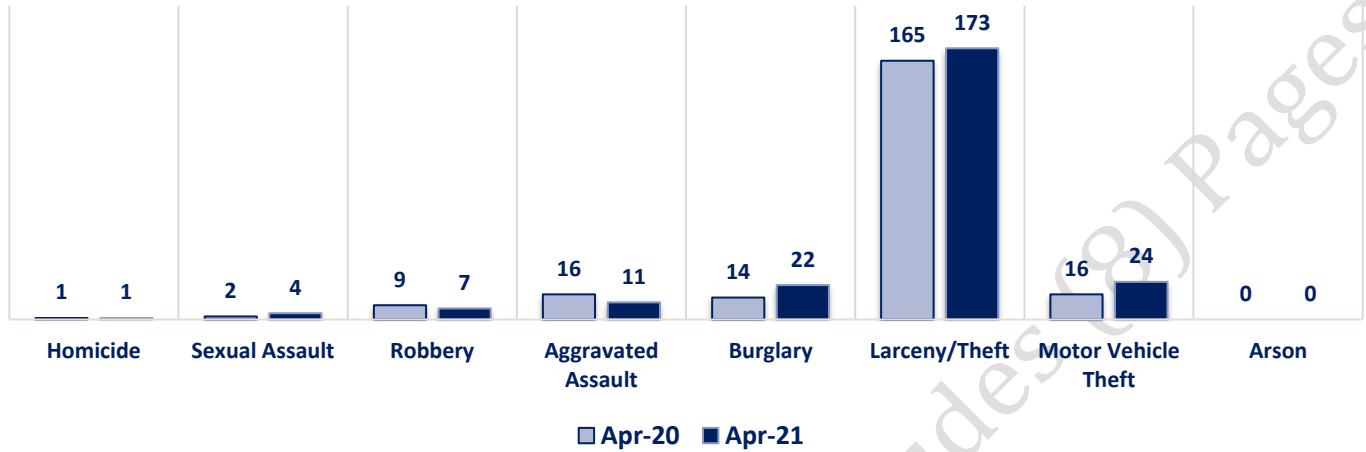
Offenses

		OFFENSE	APR 20	APR 21	OFFENSE	APR 20	APR 21
PART I OFFENSES	VIOLENT	Homicide	1	1	Other Assaults	57	51
		Sexual Assault	2	4	Forgery/Counterfeit	7	5
		Robbery	9	7	Fraud	49	39
		Aggravated Assault	16	11	Embezzlement	0	0
	PROPERTY	Burglary	14	22	Stolen Property	6	5
		Larceny/Theft	165	173	Vandalism	48	39
		Motor Vehicle Theft	16	24	Weapons	2	7
		Arson	0	0	Prostitution	1	0
		PART I TOTALS	223	242	Sex Offenses	3	2
NON-UCR OFFENSES	Ambulance Calls	52	23	Drug Abuse	37	40	
	Deaths	4	3	Gambling	0	0	
	Missing Persons	8	6	Family Offenses	35	34	
	Suicides	2	0	DUI	6	4	
	Suspicious Activity	25	31	Liquor Laws	1	1	
	Traffic Accidents	25	50	Drunkenness	7	6	
	All Other	213	216	Disorderly Conduct	12	8	
	NON-UCR TOTALS	329	329	All Other Offenses	129	157	
	PART I OFFENSES	223	242	Curfew/Loitering	0	1	
	PART II OFFENSES	405	399	Runaway	5	0	
TOTALS	NON-UCR OFFENSES	329	329	PART II TOTALS	405	399	
	TOTAL	957	970				

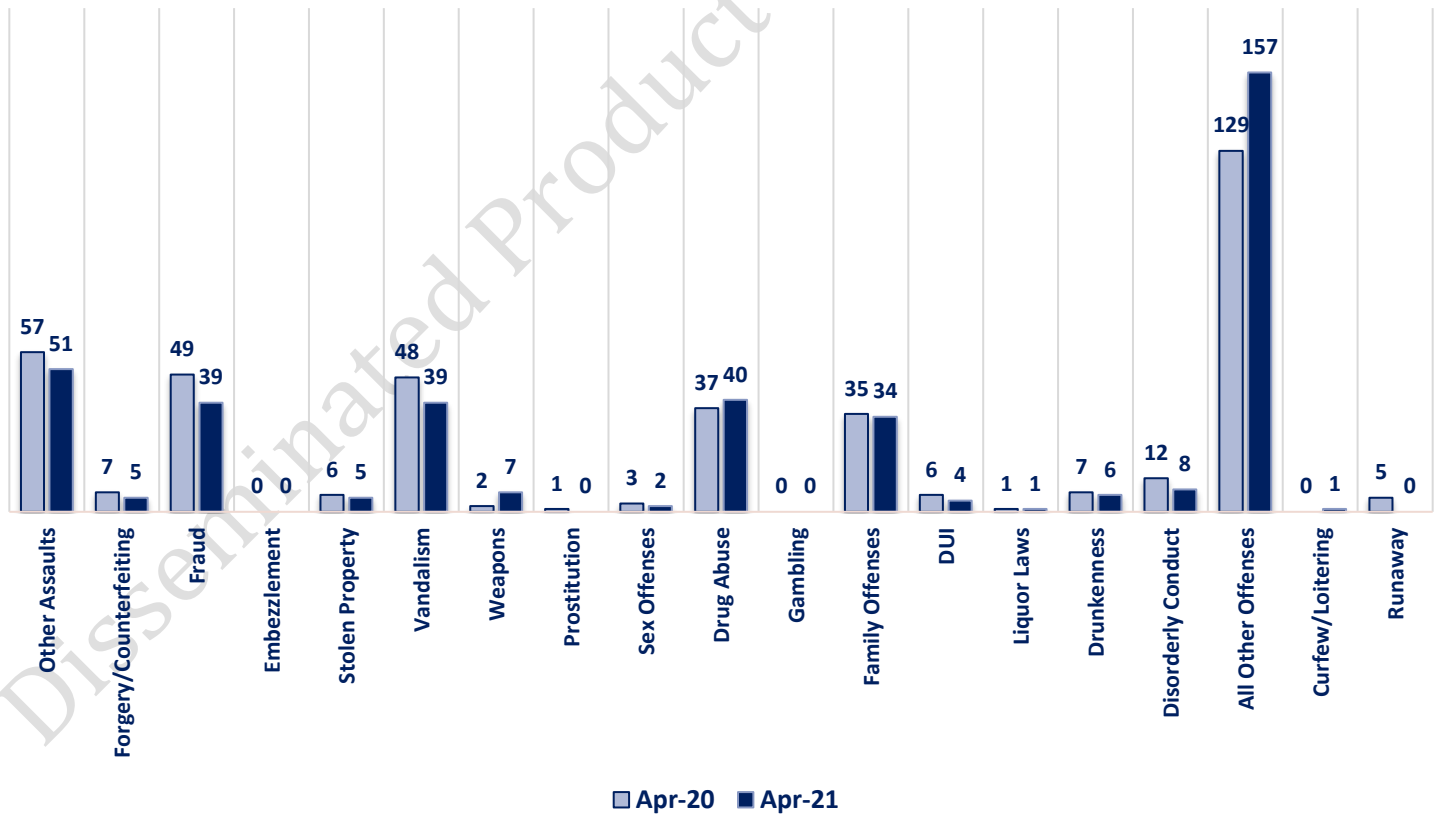
APRIL 2021- PART I & II OFFENSE PERCENTAGES



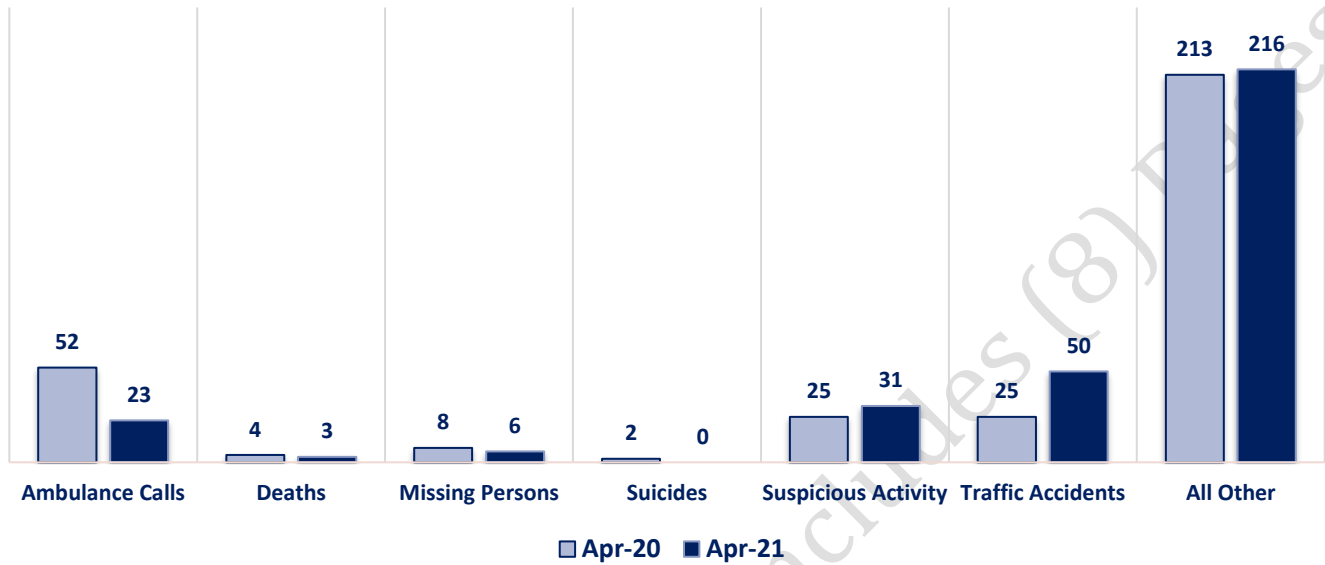
Part I Offenses



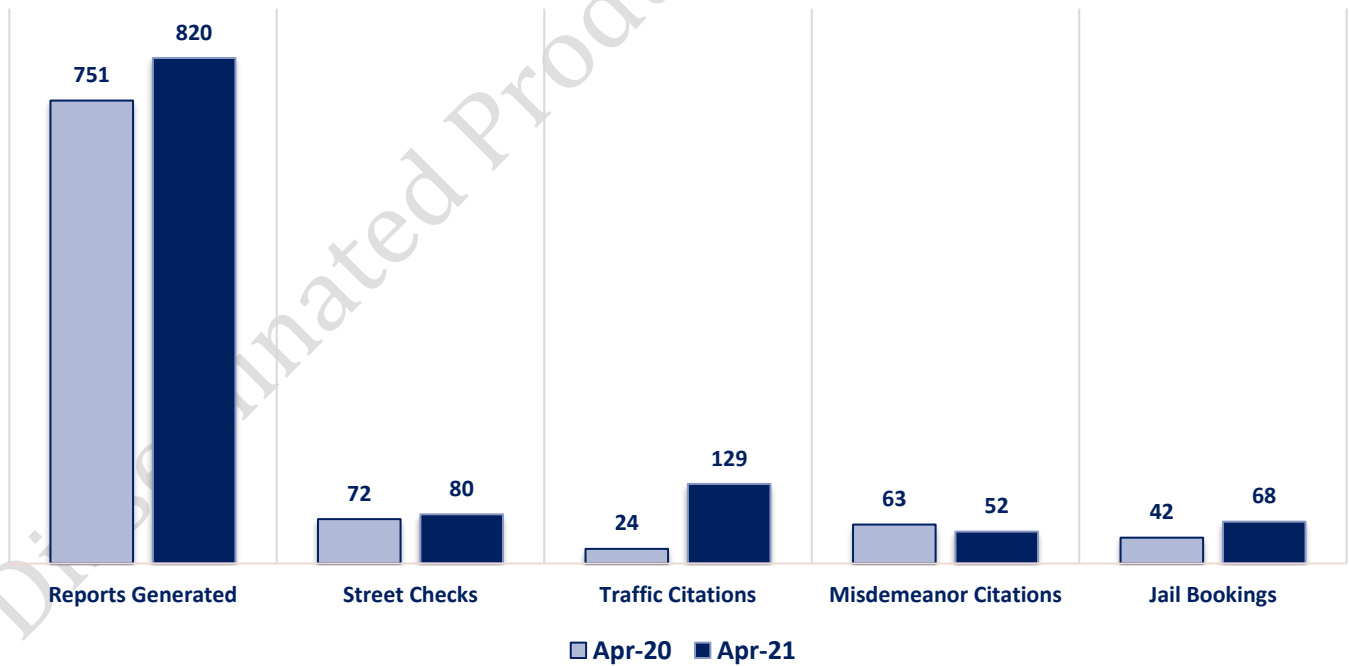
Part II Offenses



Non-UCR Offenses

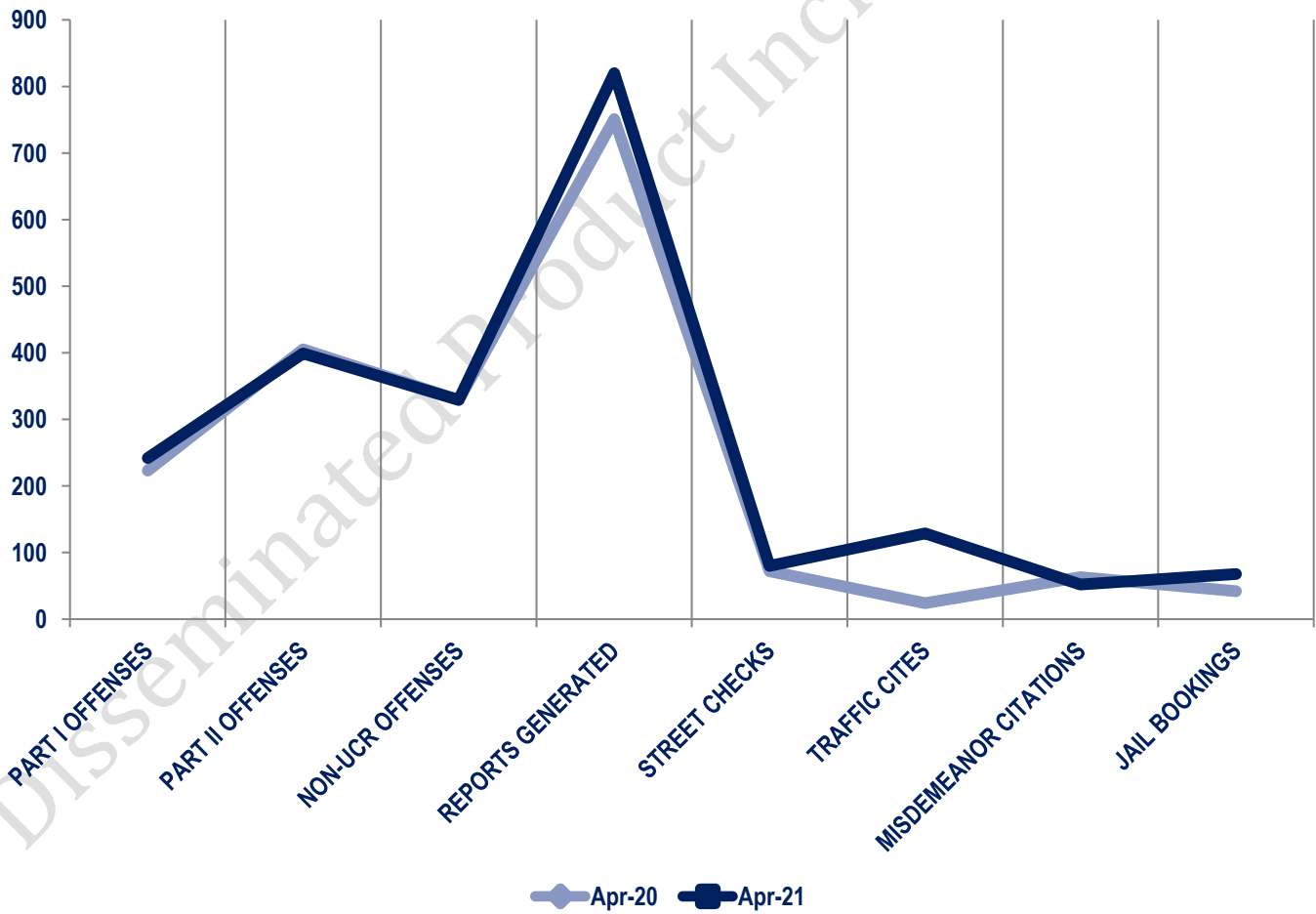


Other Event Totals



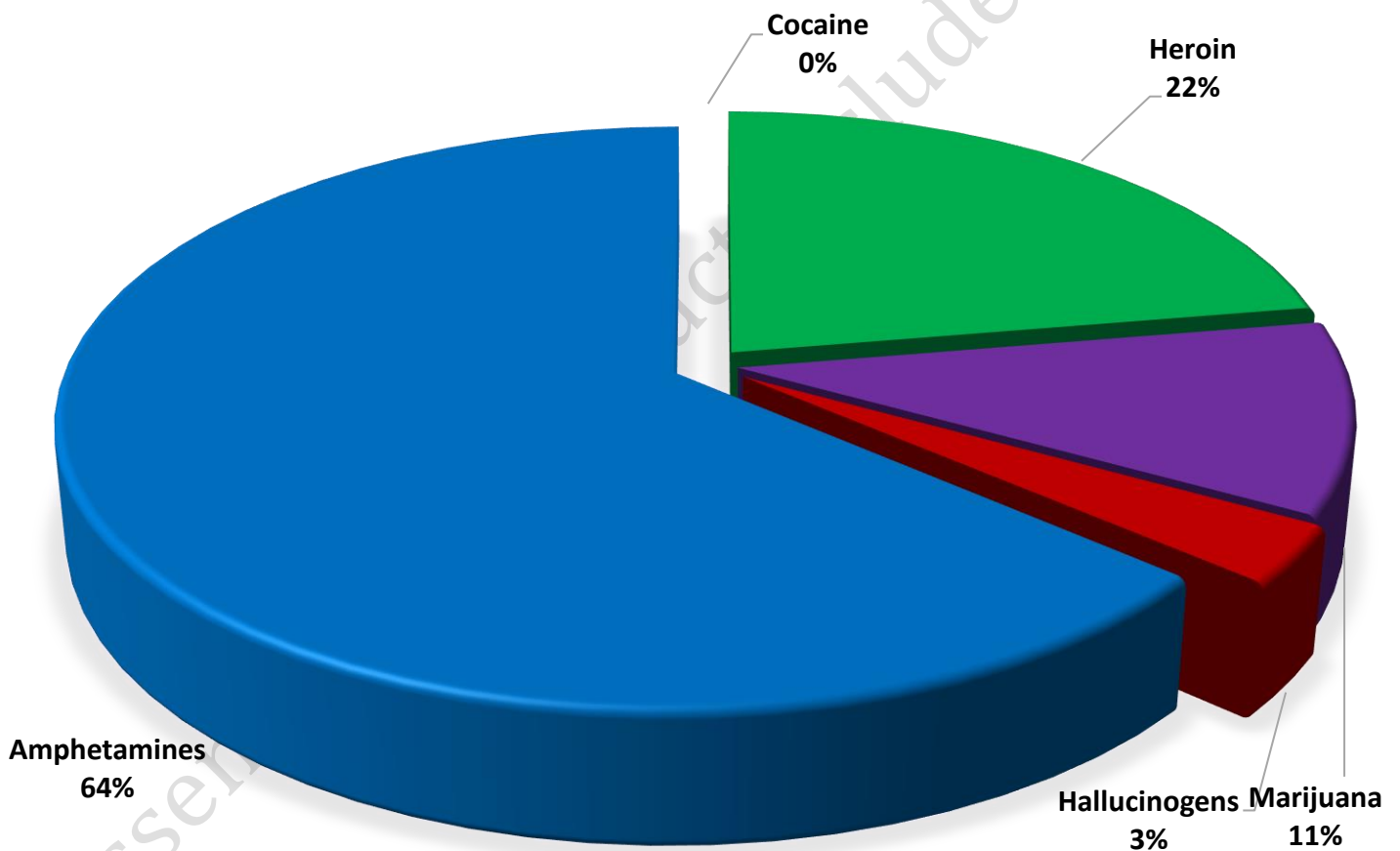
Combined Offense/Event Trends

	APR 2020	APR 2021
Part I Offenses	223	242
Part II Offenses	405	399
NonUCR Offenses	329	329
Reports Generated	751	820
Street Checks	72	80
Traffic Citations	24	129
Misdemeanor Citations	63	52
Jail Bookings	42	68



Seized Drugs

TYPE	DOSES	STREET VALUE	
Cocaine	0.0	\$	-
Heroin	200.4	\$	2,004.00
Marijuana	95.8	\$	574.61
Hallucinogens	28.9	\$	57.85
Amphetamines	571.0	\$	5,710.00
TOTAL	896.1	\$	8,346.46



Part I & II Offenses - One Year

