



CITY COUNCIL DISTRICT #3 MONTHLY OFFENSE SUMMARY

MAY 2021

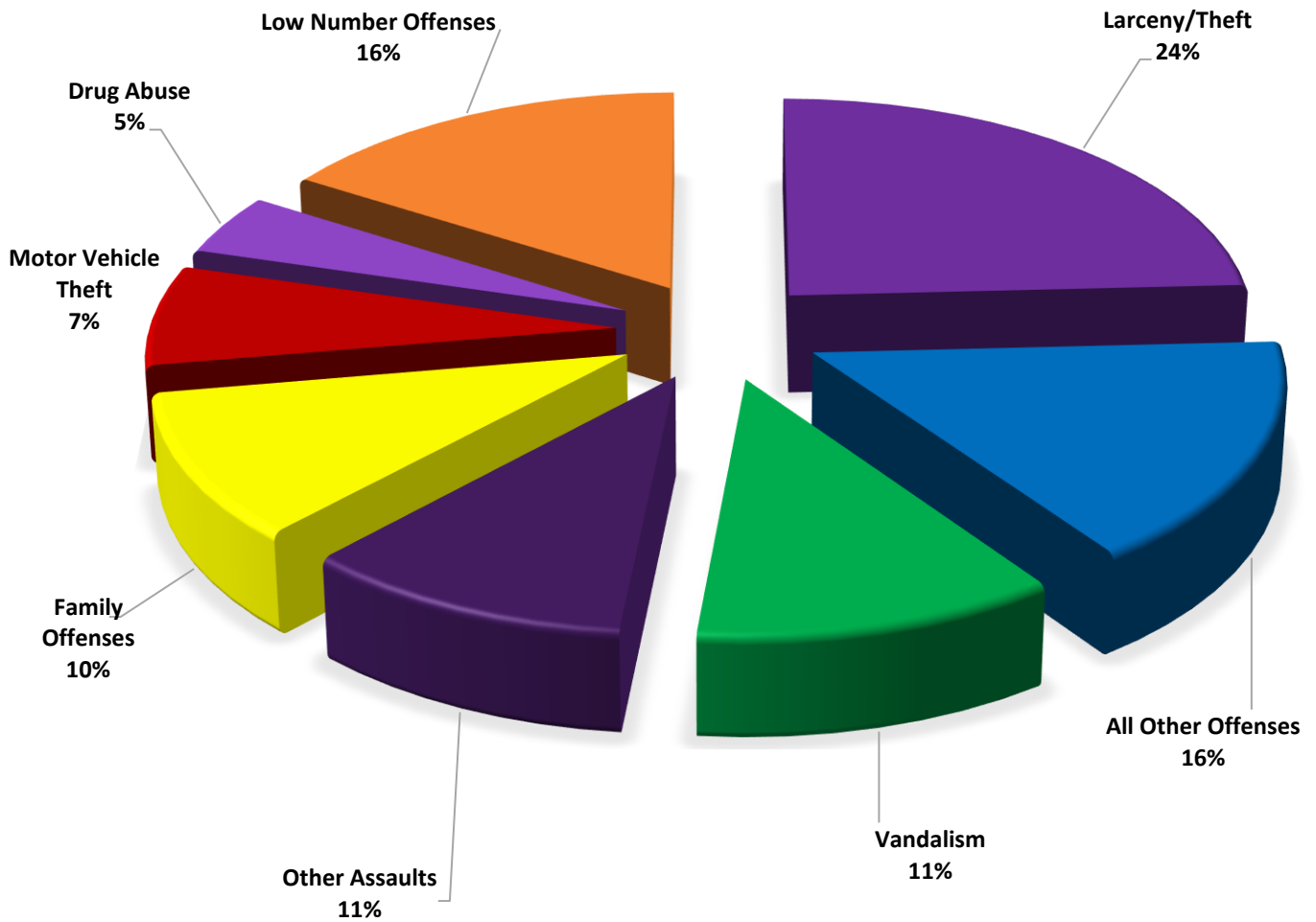
These figures represent preliminary counts of original Police Incident Reports and include all offenses within the above listed City Council District only. Full statistical analysis to determine the confidence level of this data has not been performed. The results contained herein are approximate in relation to the listed area and may not fully coincide with data shown in other areas of SLCPD's Crime Statistics page such as Calls for Service, Crimes Trending, and Crime Reports due to and reflective of departmental procedures that were in place at the time the event occurred and the date this data was compiled. Results displayed are not distinguished as attempted or completed crimes, do not include other calls for police service, and only represent police service where a report was made. Police Incident Reports are classified by primary offense categories as defined by the Uniform Crime Reporting (UCR) system, however for this report all offenses are included, and each incident may have more than one offense listed on it. In cases where there is more than one offense listed, all offenses are counted individually. Although every reasonable verification effort is made, the accuracy of any data is subject to the constraints of the report generation process as well as the manner, format, and point in time of any query.

-
- PART I OFFENSES:** Chosen by the FBI as Part I Offenses because they are serious crimes that occur with regularity in all areas of the country and are likely to be reported to Police.
- PART II OFFENSES:** All other crimes other than the eight Part I Offenses. The Uniform Crime Reporting Program gathers only arrest data for Part II Offenses, however, SLCPD results displayed in this document display all Part II Offenses, regardless of the presence of arrest data.
- ALL OTHER OFFENSES:** Under the Part II Offense section, 'All Other Offenses' include Peeping Tom, Trespass, Kidnap/Abduction, Pornography, Extortion/Blackmail, Bribery, Warrants, Sexual Offenses, Obstruction, Public Peace, and Hit & Run.
- NON-UCR OFFENSES:** Non-UCR Offenses include reports for all other offenses not classified as a Part I or Part II Offense. Results displayed separate some of these offenses such as Ambulance Calls, Deaths, Missing Persons, Suicides, Suspicious Activity, and Traffic Accidents.
- ALL OTHER NON-UCR:** Under the Non-UCR category, 'All Other' include the remainder of offenses not classified as Part I or Part II and not separated from the Non-UCR Offenses. These include things such as Loud Parties, Barking Dogs, Mentally Ill Subjects, Citizen Assistance, etc.
- LOW NUMBER OFFENSES:** On page two, in the interest of space and allowing for easier viewing, the category titled 'Low Number Offenses' include Part I and Part II Offenses from page one that have totals under the amount of 10.

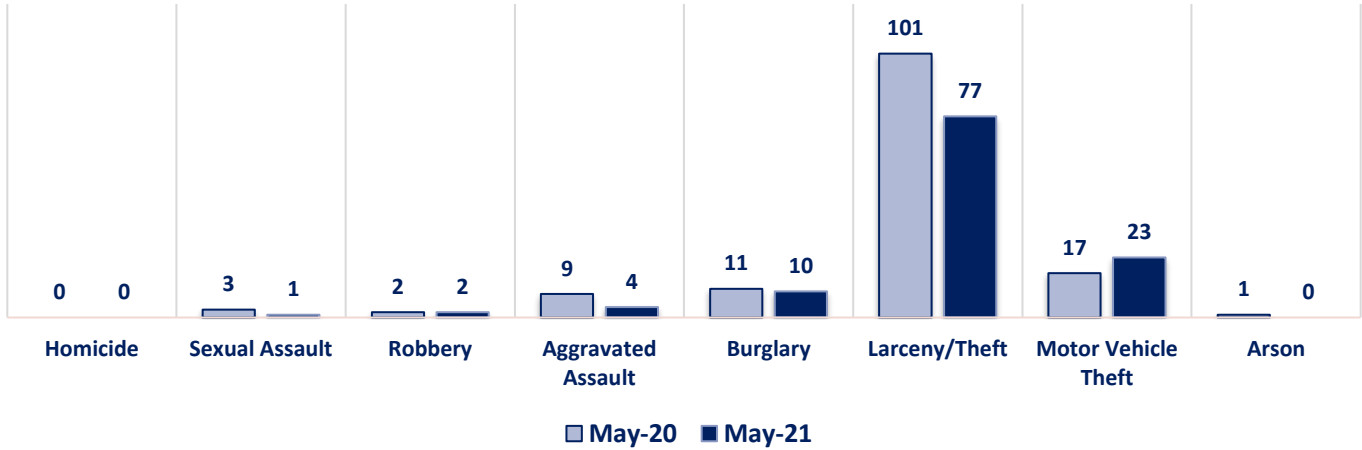
Offenses

		OFFENSE	MAY 20	MAY 21	OFFENSE	MAY 20	MAY 21
PART I OFFENSES		Homicide	0	0	Other Assaults	25	33
		Sexual Assault	3	1	Forgery/Counterfeit	0	2
		Robbery	2	2	Fraud	19	10
		Aggravated Assault	9	4	Embezzlement	0	0
		Burglary	11	10	Stolen Property	2	4
		Larceny/Theft	101	77	Vandalism	20	36
		Motor Vehicle Theft	17	23	Weapons	1	5
		Arson	1	0	Prostitution	1	0
	PART I TOTALS	144	117	Sex Offenses	1	3	
NON-UCR OFFENSES		Ambulance Calls	13	7	Drug Abuse	23	14
		Deaths	3	2	Gambling	0	0
		Missing Persons	3	5	Family Offenses	23	33
		Suicides	1	0	DUI	2	4
		Suspicious Activity	11	19	Liquor Laws	1	2
		Traffic Accidents	13	22	Drunkenness	4	1
		All Other	97	115	Disorderly Conduct	5	3
		NON-UCR TOTALS	141	170	All Other Offenses	55	51
TOTALS		PART I OFFENSES	144	117	Curfew/Loitering	0	0
		PART II OFFENSES	182	201	Runaway	0	0
		NON-UCR OFFENSES	141	170	PART II TOTALS	182	201
		TOTAL	467	488			

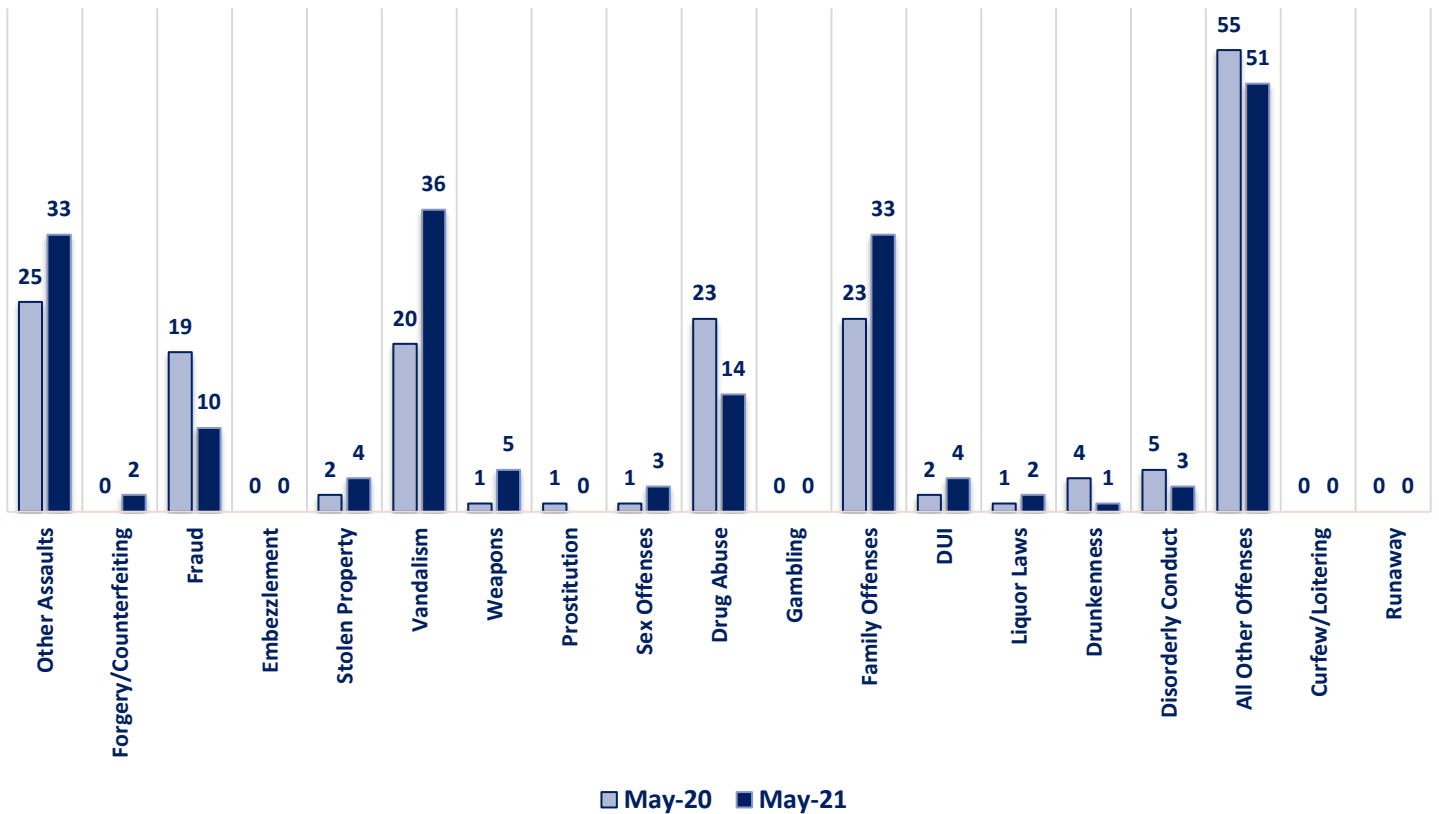
MAY 2021 - PART I & II OFFENSE PERCENTAGES



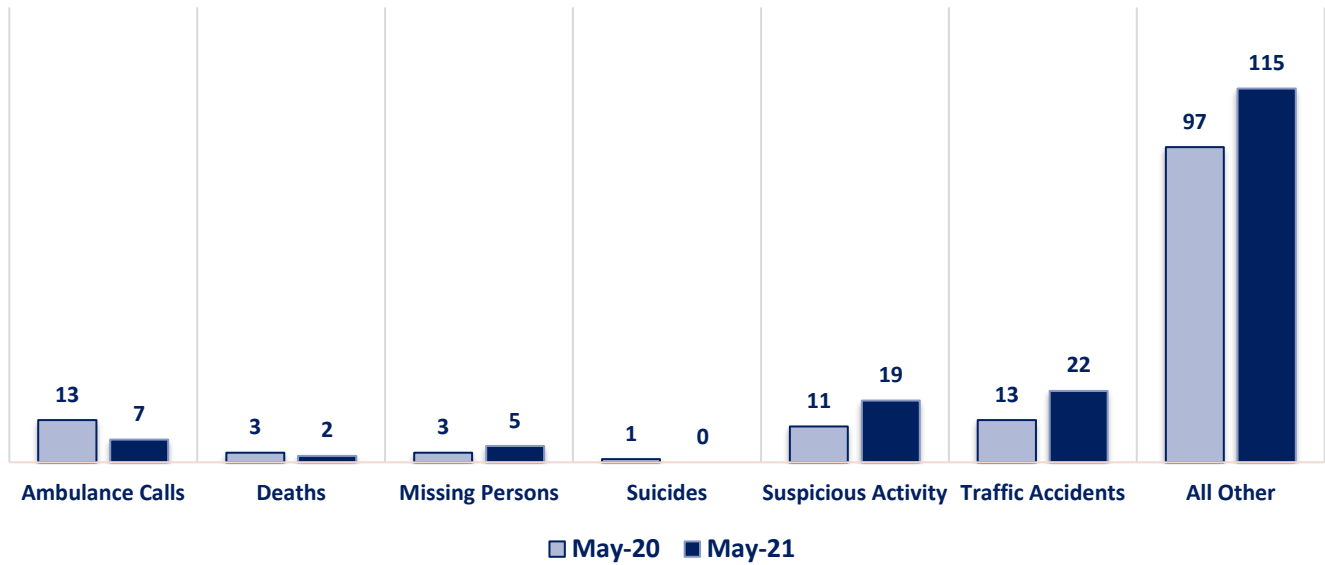
Part I Offenses



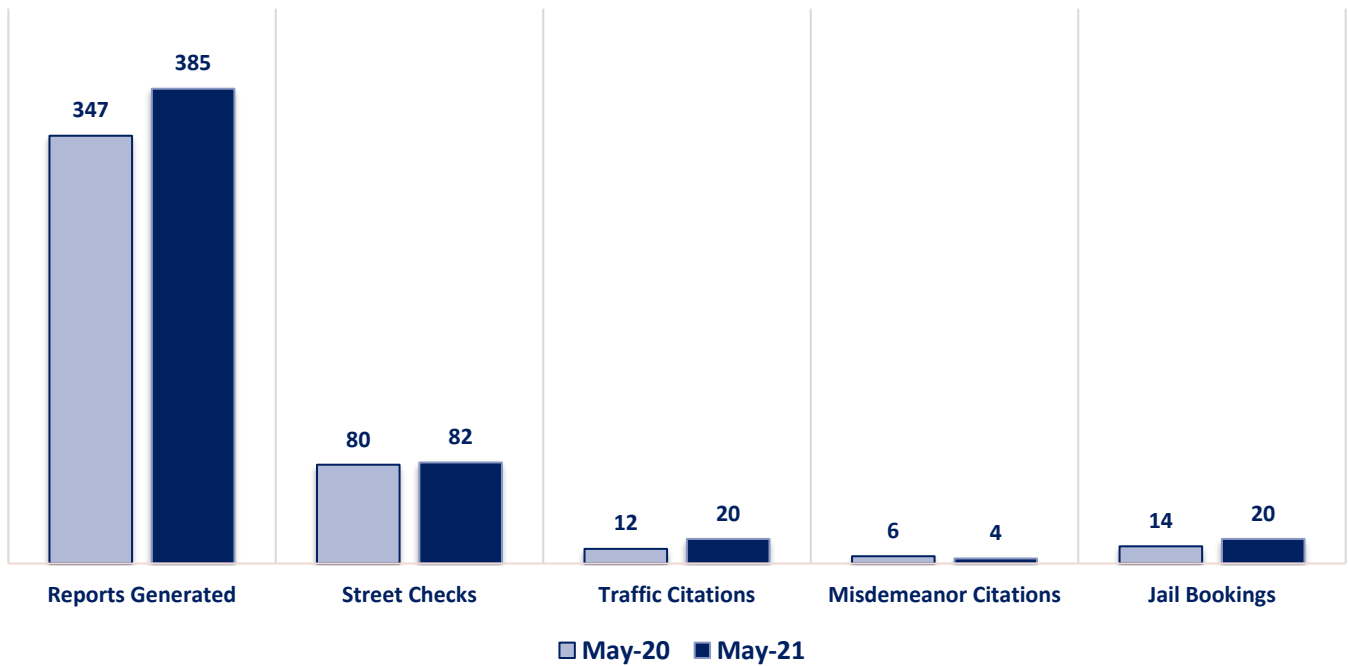
Part II Offenses



Non-UCR Offenses

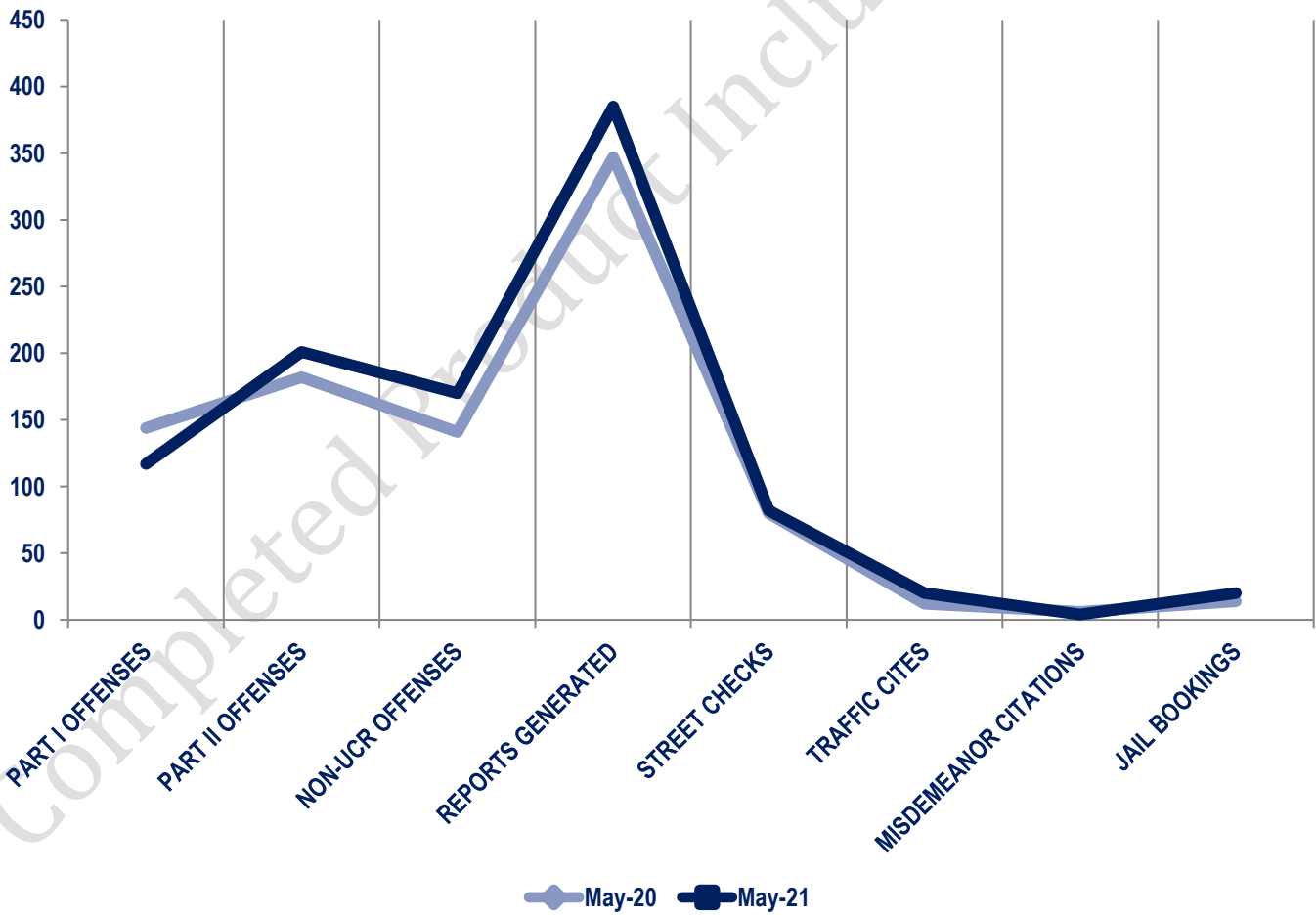


Other Event Totals



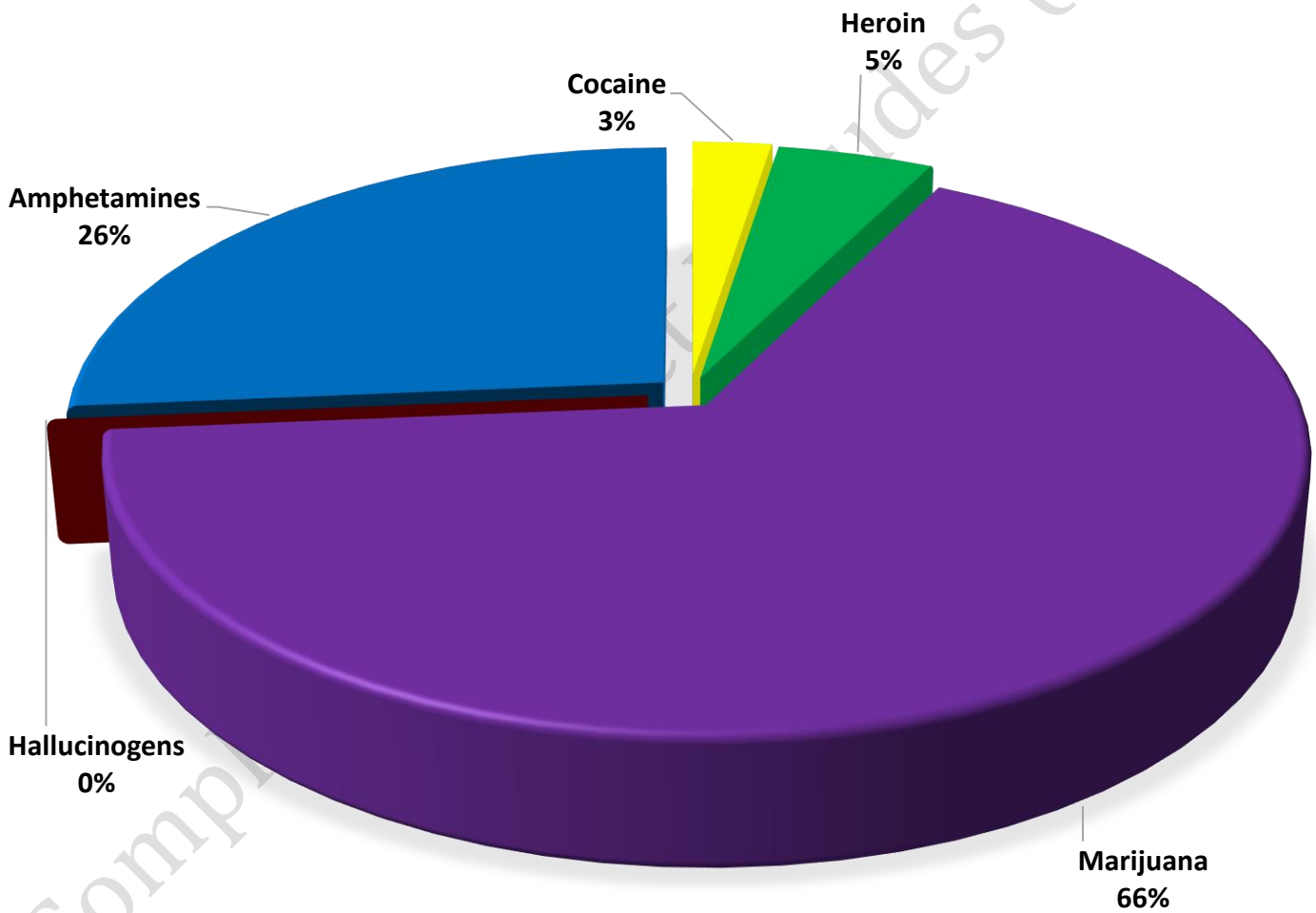
Combined Offense/Event Trends

	MAY 2020	MAY 2021
Part I Offenses	144	117
Part II Offenses	182	201
NonUCR Offenses	141	170
Reports Generated	347	385
Street Checks	80	82
Traffic Citations	12	20
Misdemeanor Citations	6	4
Jail Bookings	14	20



Seized Drugs

TYPE	DOSES	STREET VALUE
Cocaine	117.0	\$ 1,170.00
Heroin	230.0	\$ 2,300.00
Marijuana	3094.0	\$ 18,564.09
Hallucinogens	0.0	\$ -
Amphetamines	1232.0	\$ 12,320.00
TOTAL	4673.0	\$ 34,354.09



Part I & II Offenses - One Year

