



CITY COUNCIL DISTRICT #3 MONTHLY OFFENSE SUMMARY

June 2021

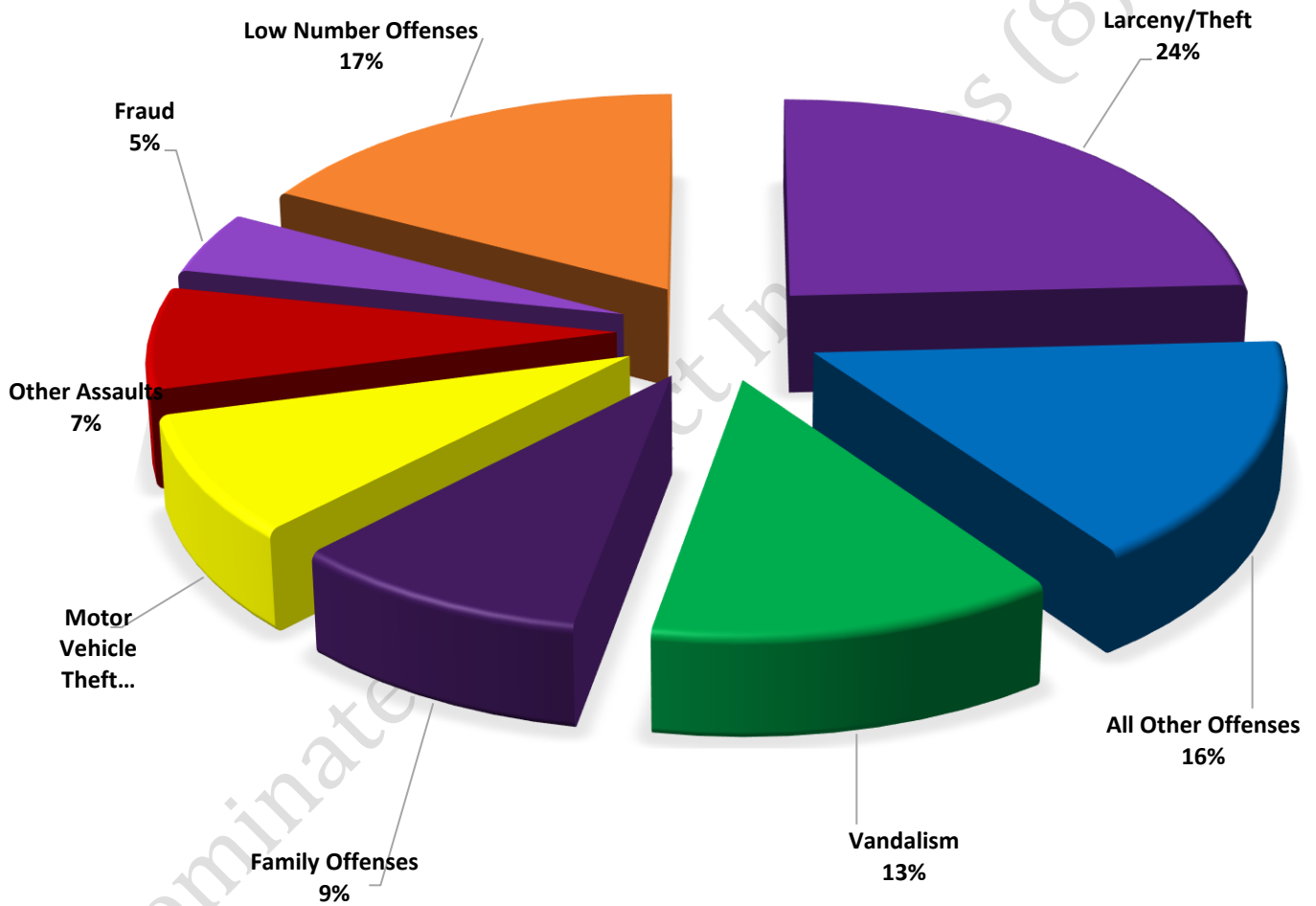
These figures represent preliminary counts of original Police Incident Reports and include all offenses within the above listed City Council District only. Full statistical analysis to determine the confidence level of this data has not been performed. The results contained herein are approximate in relation to the listed area and may not fully coincide with data shown in other areas of SLCPD's Crime Statistics page such as Calls for Service, Crimes Trending, and Crime Reports due to and reflective of departmental procedures that were in place at the time the event occurred and the date this data was compiled. Results displayed are not distinguished as attempted or completed crimes, do not include other calls for police service, and only represent police service where a report was made. Police Incident Reports are classified by primary offense categories as defined by the Uniform Crime Reporting (UCR) system, however for this report all offenses are included, and each incident may have more than one offense listed on it. In cases where there is more than one offense listed, all offenses are counted individually. Although every reasonable verification effort is made, the accuracy of any data is subject to the constraints of the report generation process as well as the manner, format, and point in time of any query.

-
- PART I OFFENSES:** Chosen by the FBI as Part I Offenses because they are serious crimes that occur with regularity in all areas of the country and are likely to be reported to Police.
- PART II OFFENSES:** All other crimes other than the eight Part I Offenses. The Uniform Crime Reporting Program gathers only arrest data for Part II Offenses, however, SLCPD results displayed in this document display all Part II Offenses, regardless of the presence of arrest data.
- ALL OTHER OFFENSES:** Under the Part II Offense section, 'All Other Offenses' include Peeping Tom, Trespass, Kidnap/Abduction, Pornography, Extortion/Blackmail, Bribery, Warrants, Sexual Offenses, Obstruction, Public Peace, and Hit & Run.
- NON-UCR OFFENSES:** Non-UCR Offenses include reports for all other offenses not classified as a Part I or Part II Offense. Results displayed separate some of these offenses such as Ambulance Calls, Deaths, Missing Persons, Suicides, Suspicious Activity, and Traffic Accidents.
- ALL OTHER NON-UCR:** Under the Non-UCR category, 'All Other' include the remainder of offenses not classified as Part I or Part II and not separated from the Non-UCR Offenses. These include things such as Loud Parties, Barking Dogs, Mentally Ill Subjects, Citizen Assistance, etc.
- LOW NUMBER OFFENSES:** On page two, in the interest of space and allowing for easier viewing, the category titled 'Low Number Offenses' include Part I and Part II Offenses from page one that have totals under the amount of 9.

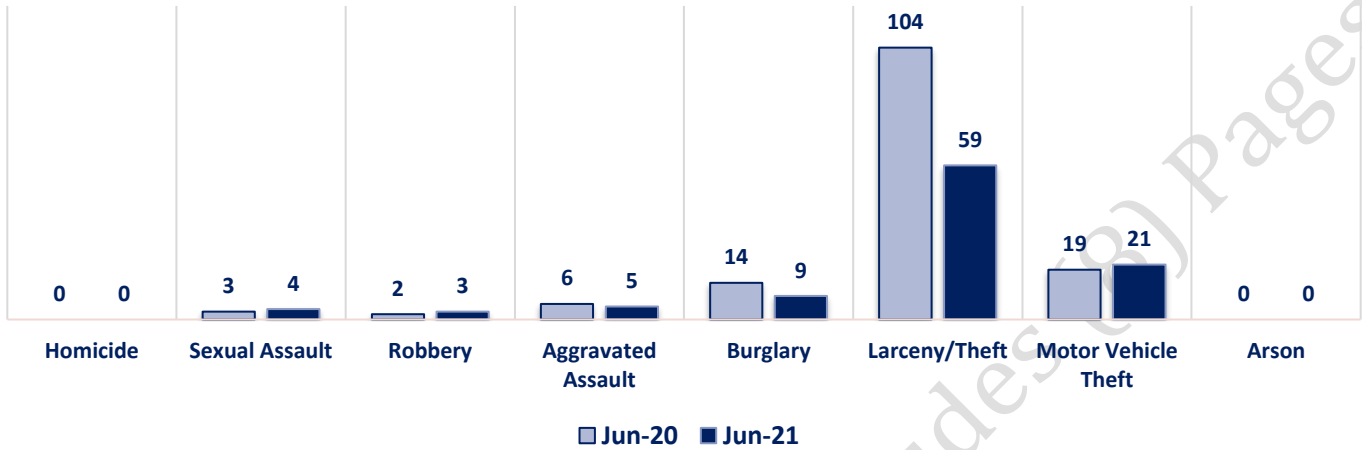
Offenses

		OFFENSE	JUN 20	JUN 21	OFFENSE	JUN 20	JUN 21
PART I OFFENSES	VIOLENT	Homicide	0	0	Other Assaults	27	18
		Sexual Assault	3	4	Forgery/Counterfeit	1	0
		Robbery	2	3	Fraud	12	11
		Aggravated Assault	6	5	Embezzlement	0	1
		Burglary	14	9	Stolen Property	0	2
	PROPERTY	Larceny/Theft	104	59	Vandalism	22	31
		Motor Vehicle Theft	19	21	Weapons	3	2
		Arson	0	0	Prostitution	0	0
		PART I TOTALS	148	101	Sex Offenses	3	0
NON-UCR OFFENSES	Ambulance Calls	16	13	Drug Abuse	8	5	
	Deaths	3	2	Gambling	0	0	
	Missing Persons	2	2	Family Offenses	29	23	
	Suicides	1	0	DUI	0	3	
	Suspicious Activity	15	13	Liquor Laws	1	0	
	Traffic Accidents	18	13	Drunkenness	9	4	
	All Other	86	64	Disorderly Conduct	7	4	
	NON-UCR TOTALS	141	107	All Other Offenses	46	39	
	PART I OFFENSES	148	101	Curfew/Loitering	0	0	
	PART II OFFENSES	169	143	Runaway	1	0	
TOTALS	NON-UCR OFFENSES	141	107	PART II TOTALS	169	143	
	TOTAL	458	351				

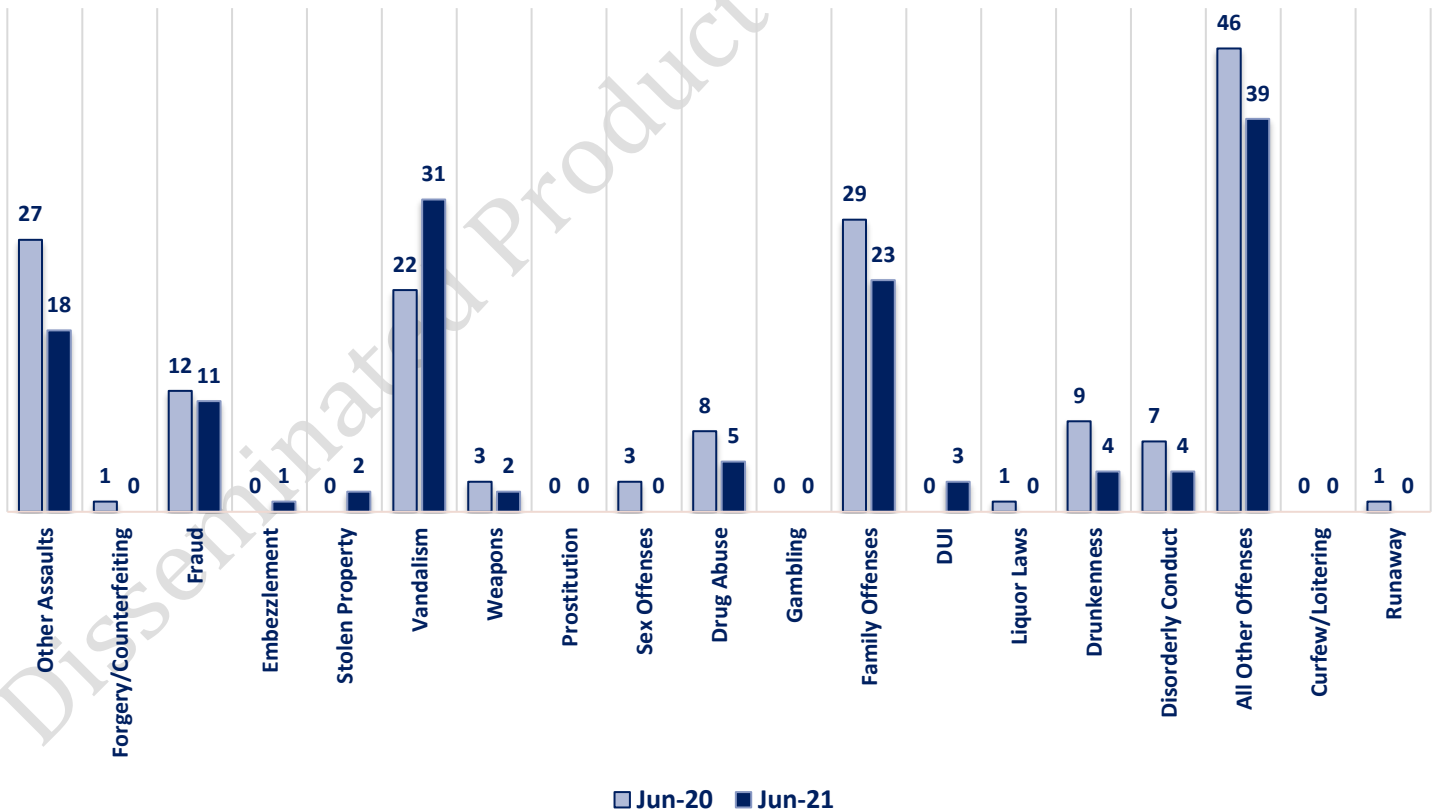
JUNE 2021- PART I & II OFFENSE PERCENTAGES



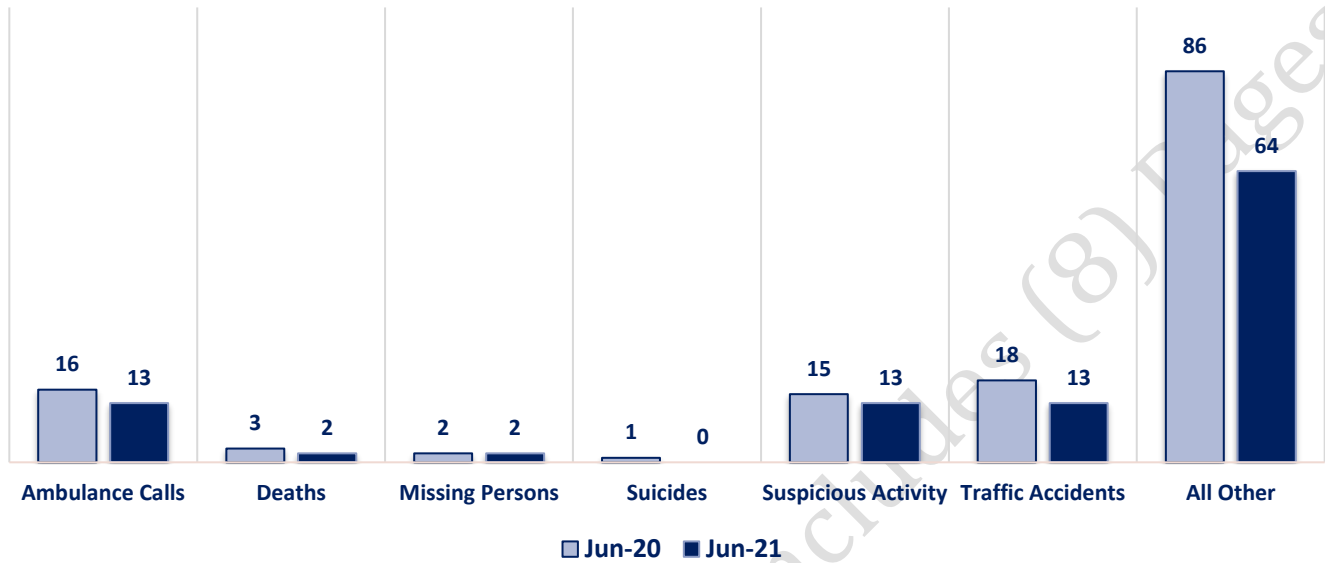
Part I Offenses



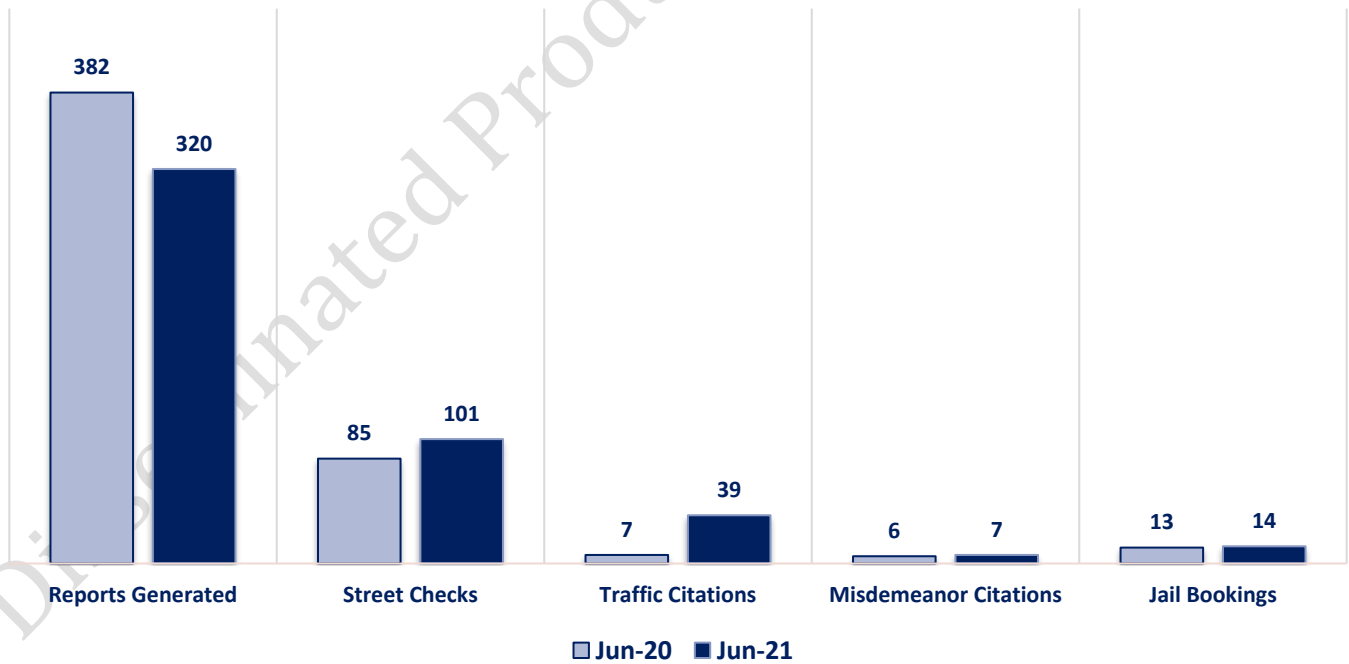
Part II Offenses



Non-UCR Offenses

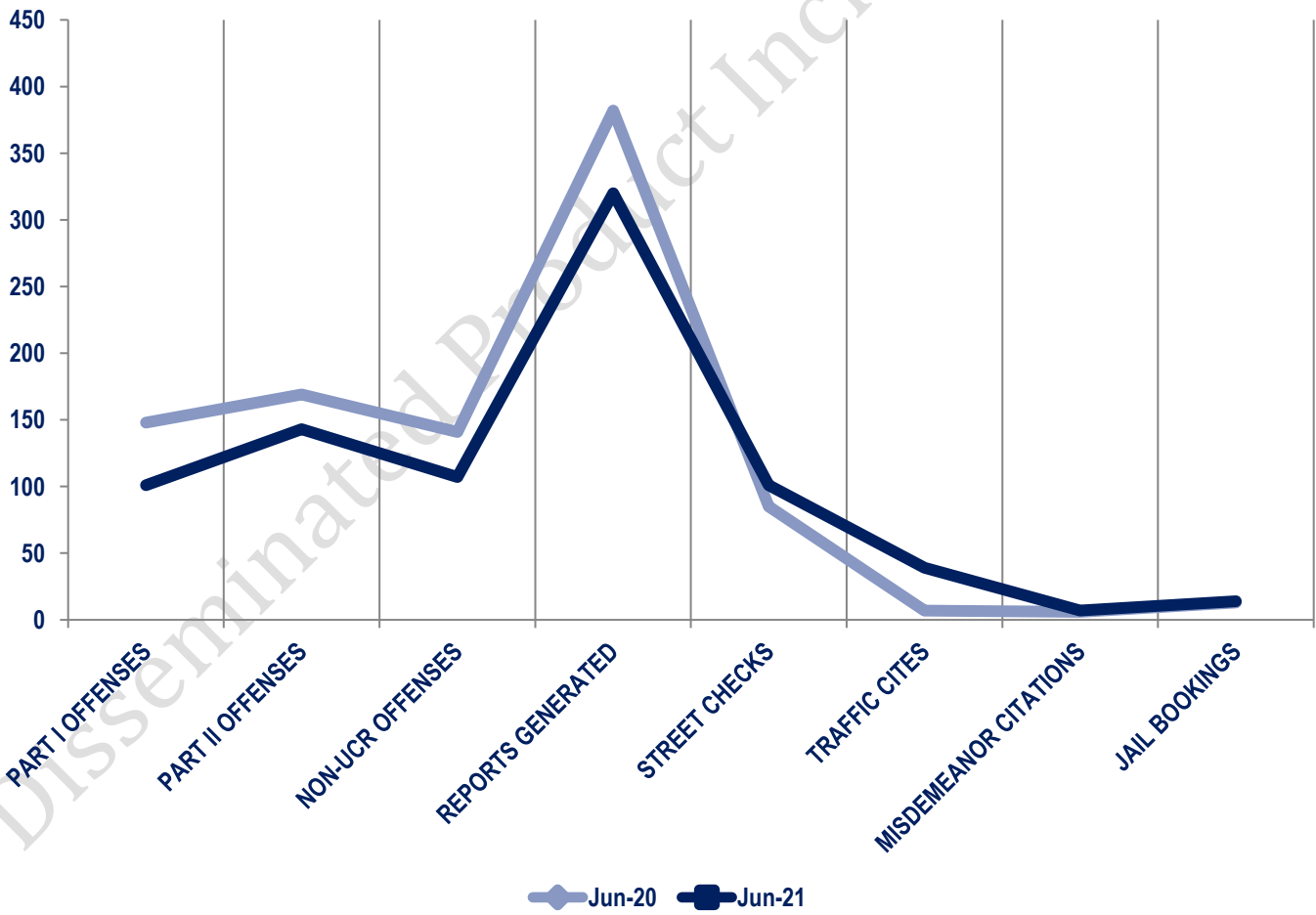


Other Event Totals



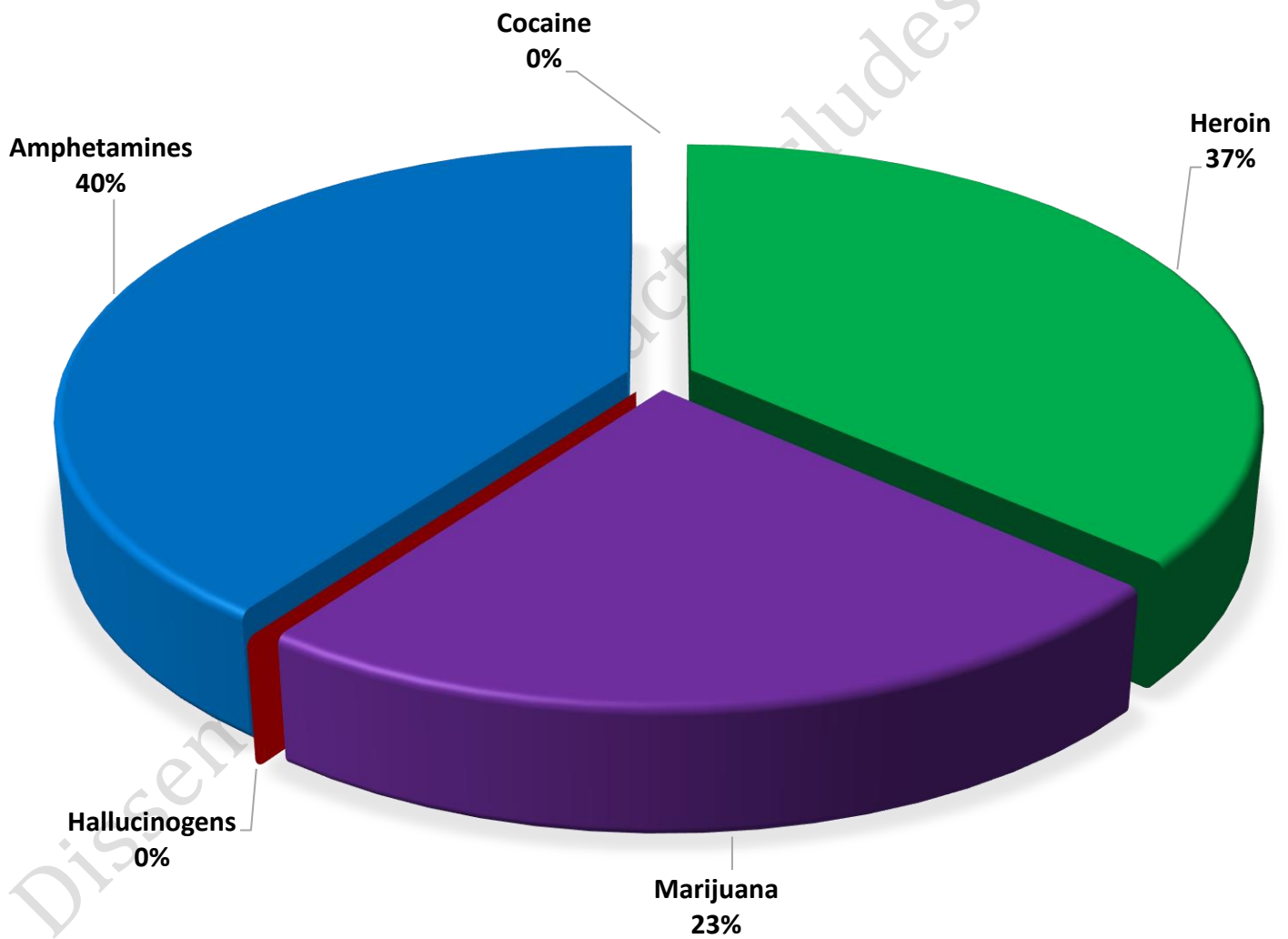
Combined Offense/Event Trends

	JUN 2020	JUN 2021
Part I Offenses	148	101
Part II Offenses	169	143
NonUCR Offenses	141	107
Reports Generated	382	320
Street Checks	85	101
Traffic Citations	7	39
Misdemeanor Citations	6	7
Jail Bookings	13	14



Seized Drugs

TYPE	DOSES	STREET VALUE	
Cocaine	0.0	\$	-
Heroin	55.0	\$	550.00
Marijuana	35.3	\$	211.64
Hallucinogens	0.0	\$	-
Amphetamines	60.0	\$	600.00
TOTAL	150.3	\$	1,361.64



Part I & II Offenses - One Year

