



CITY COUNCIL DISTRICT #5 MONTHLY OFFENSE SUMMARY

June 2021

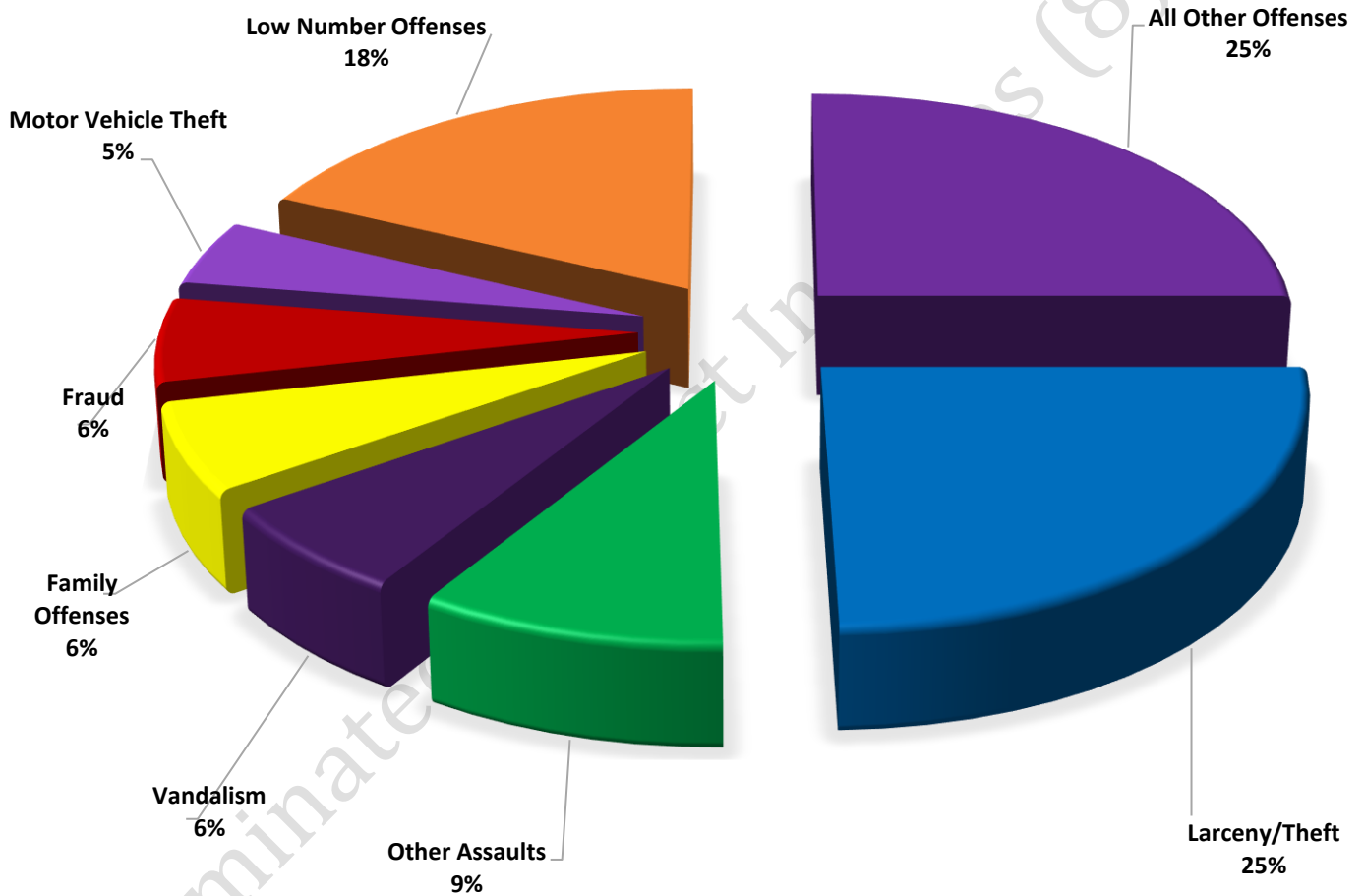
These figures represent preliminary counts of original Police Incident Reports and include all offenses within the above listed City Council District only. Full statistical analysis to determine the confidence level of this data has not been performed. The results contained herein are approximate in relation to the listed area and may not fully coincide with data shown in other areas of SLCPD's Crime Statistics page such as Calls for Service, Crimes Trending, and Crime Reports due to and reflective of departmental procedures that were in place at the time the event occurred and the date this data was compiled. Results displayed are not distinguished as attempted or completed crimes, do not include other calls for police service, and only represent police service where a report was made. Police Incident Reports are classified by primary offense categories as defined by the Uniform Crime Reporting (UCR) system, however for this report all offenses are included, and each incident may have more than one offense listed on it. In cases where there is more than one offense listed, all offenses are counted individually. Although every reasonable verification effort is made, the accuracy of any data is subject to the constraints of the report generation process as well as the manner, format, and point in time of any query.

-
- PART I OFFENSES:** Chosen by the FBI as Part I Offenses because they are serious crimes that occur with regularity in all areas of the country and are likely to be reported to Police.
- PART II OFFENSES:** All other crimes other than the eight Part I Offenses. The Uniform Crime Reporting Program gathers only arrest data for Part II Offenses, however, SLCPD results displayed in this document display all Part II Offenses, regardless of the presence of arrest data.
- ALL OTHER OFFENSES:** Under the Part II Offense section, 'All Other Offenses' include Peeping Tom, Trespass, Kidnap/Abduction, Pornography, Extortion/Blackmail, Bribery, Warrants, Sexual Offenses, Obstruction, Public Peace, and Hit & Run.
- NON-UCR OFFENSES:** Non-UCR Offenses include reports for all other offenses not classified as a Part I or Part II Offense. Results displayed separate some of these offenses such as Ambulance Calls, Deaths, Missing Persons, Suicides, Suspicious Activity, and Traffic Accidents.
- ALL OTHER NON-UCR:** Under the Non-UCR category, 'All Other' include the remainder of offenses not classified as Part I or Part II and not separated from the Non-UCR Offenses. These include things such as Loud Parties, Barking Dogs, Mentally Ill Subjects, Citizen Assistance, etc.
- LOW NUMBER OFFENSES:** On page two, in the interest of space and allowing for easier viewing, the category titled 'Low Number Offenses' include Part I and Part II Offenses from page one that have totals under the amount of 23.

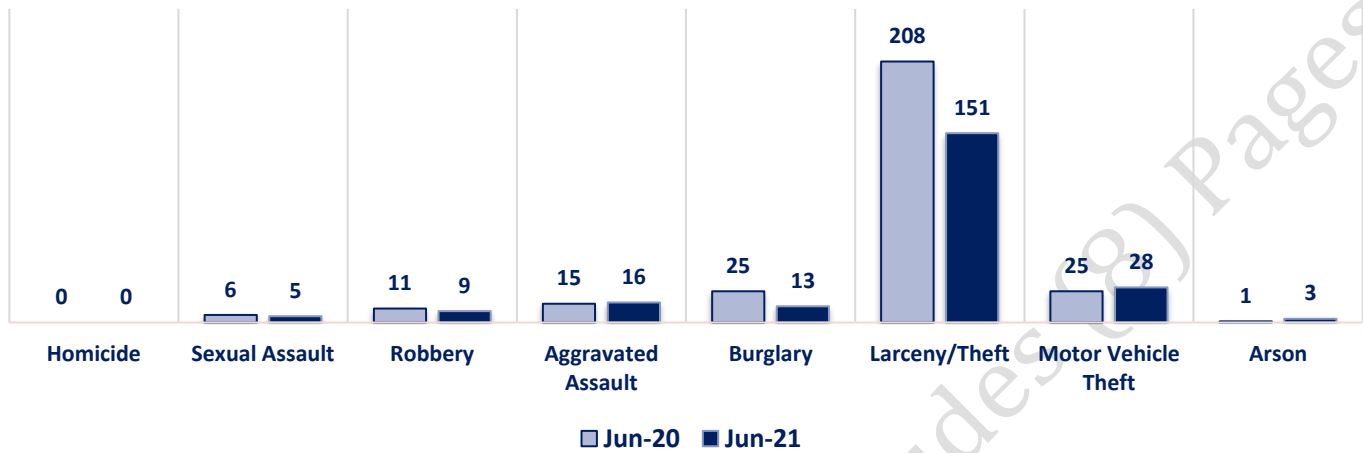
Offenses

		OFFENSE	JUN 20	JUN 21	OFFENSE	JUN 20	JUN 21
PART I OFFENSES	VIOLENT	Homicide	0	0	Other Assaults	74	57
		Sexual Assault	6	5	Forgery/Counterfeit	5	5
		Robbery	11	9	Fraud	36	36
		Aggravated Assault	15	16	Embezzlement	0	0
		Burglary	25	13	Stolen Property	7	3
	PROPERTY	Larceny/Theft	208	151	Vandalism	62	39
		Motor Vehicle Theft	25	28	Weapons	10	2
		Arson	1	3	Prostitution	1	3
		PART I TOTALS	291	225	Sex Offenses	4	4
NON-UCR OFFENSES	Ambulance Calls	35	36	Drug Abuse	50	23	
	Deaths	6	11	Gambling	0	0	
	Missing Persons	4	6	Family Offenses	51	38	
	Suicides	1	0	DUI	9	3	
	Suspicious Activity	26	27	Liquor Laws	1	2	
	Traffic Accidents	55	60	Drunkenness	14	7	
	All Other	223	182	Disorderly Conduct	11	12	
	NON-UCR TOTALS	350	322	All Other Offenses	141	153	
	PART I OFFENSES	291	225	Curfew/Loitering	0	0	
	PART II OFFENSES	484	387	Runaway	8	0	
TOTALS	NON-UCR OFFENSES	350	322	PART II TOTALS	484	387	
	TOTAL	1125	934				

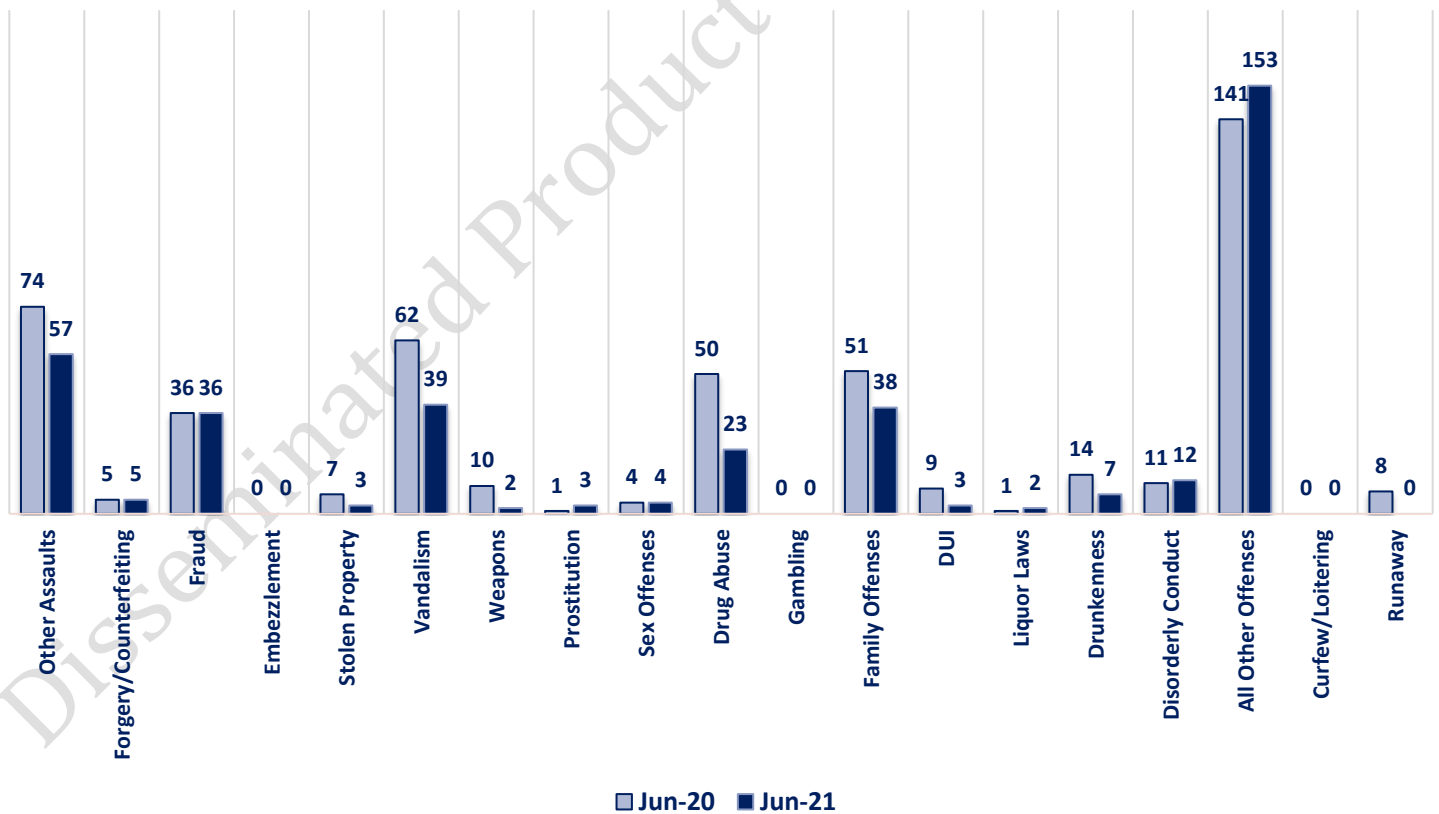
JUNE 2021- PART I & II OFFENSE PERCENTAGES



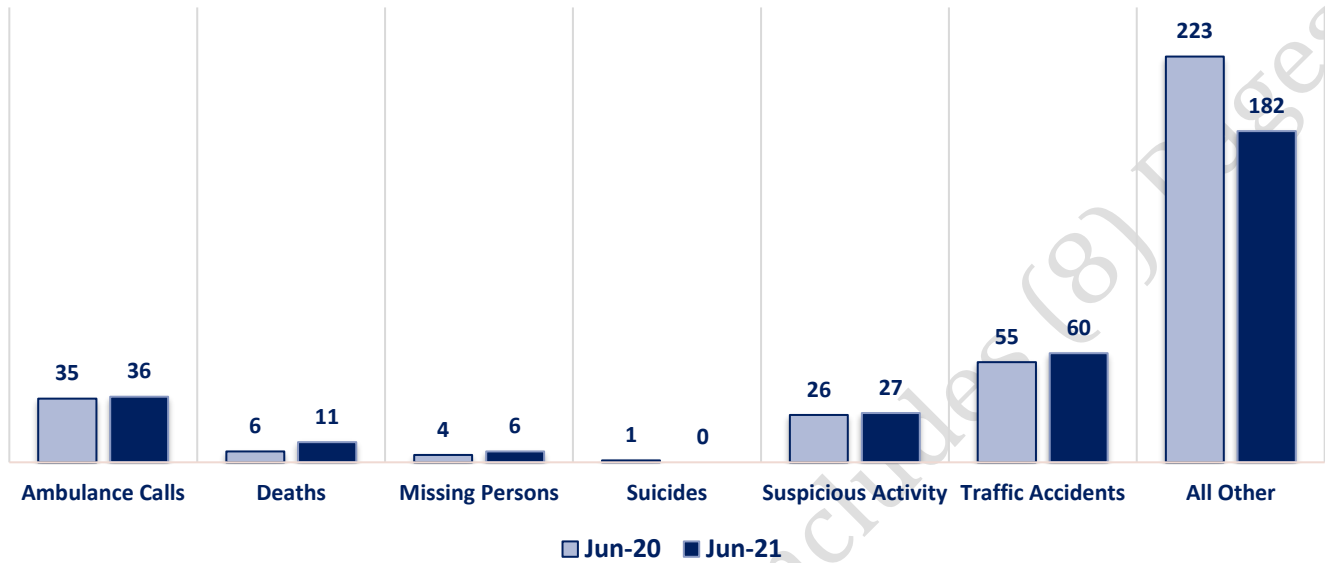
Part I Offenses



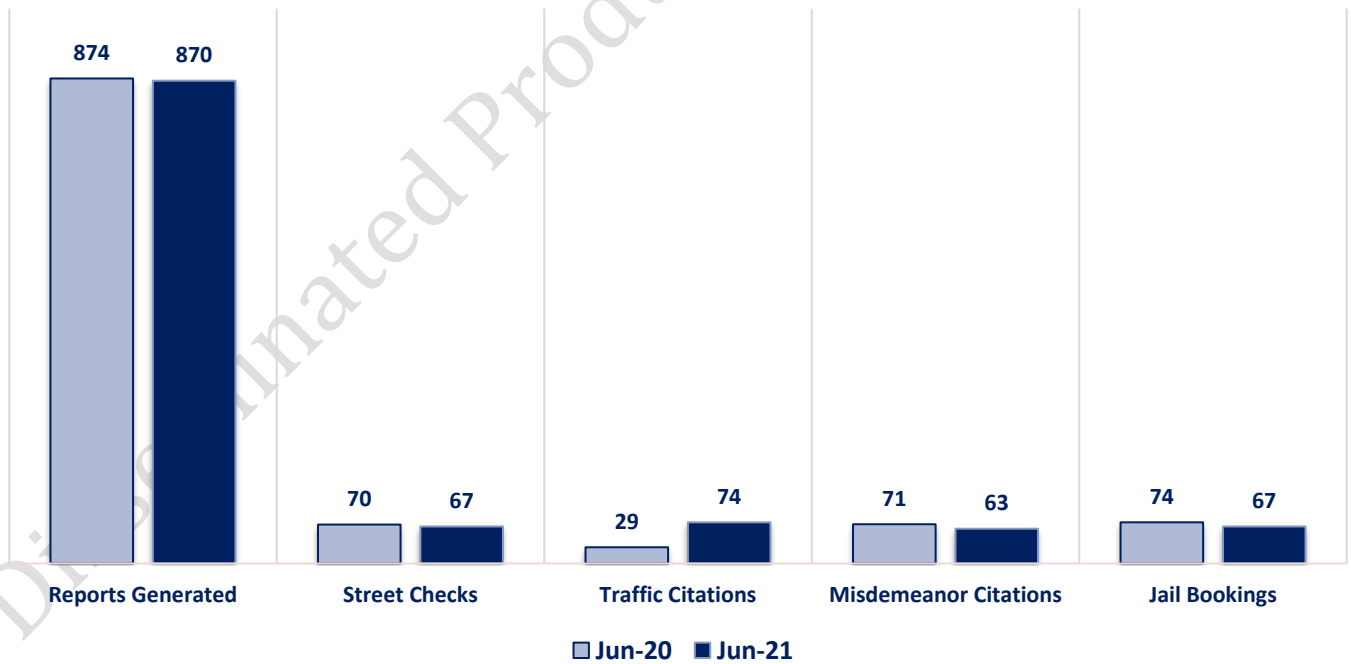
Part II Offenses



Non-UCR Offenses

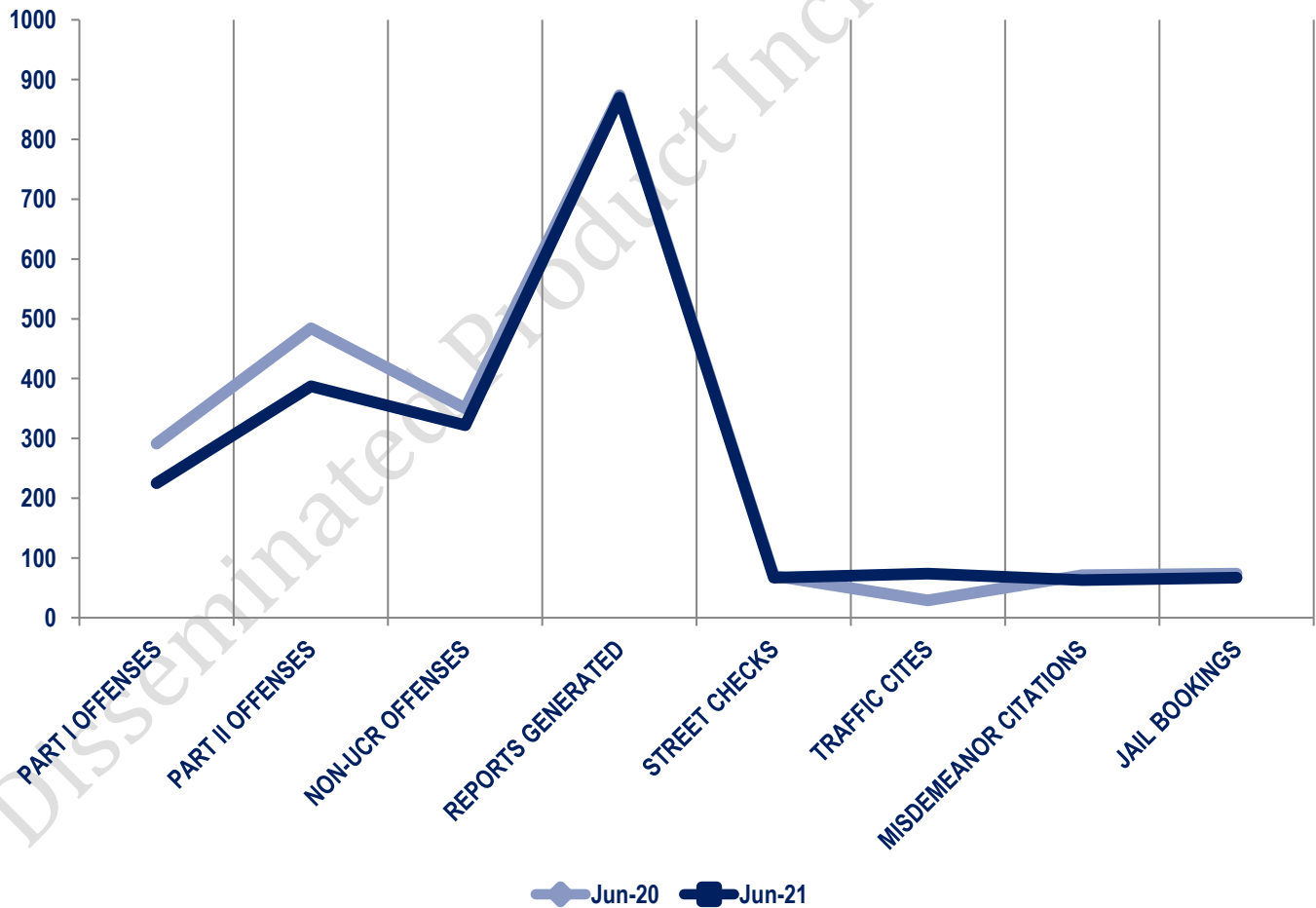


Other Event Totals



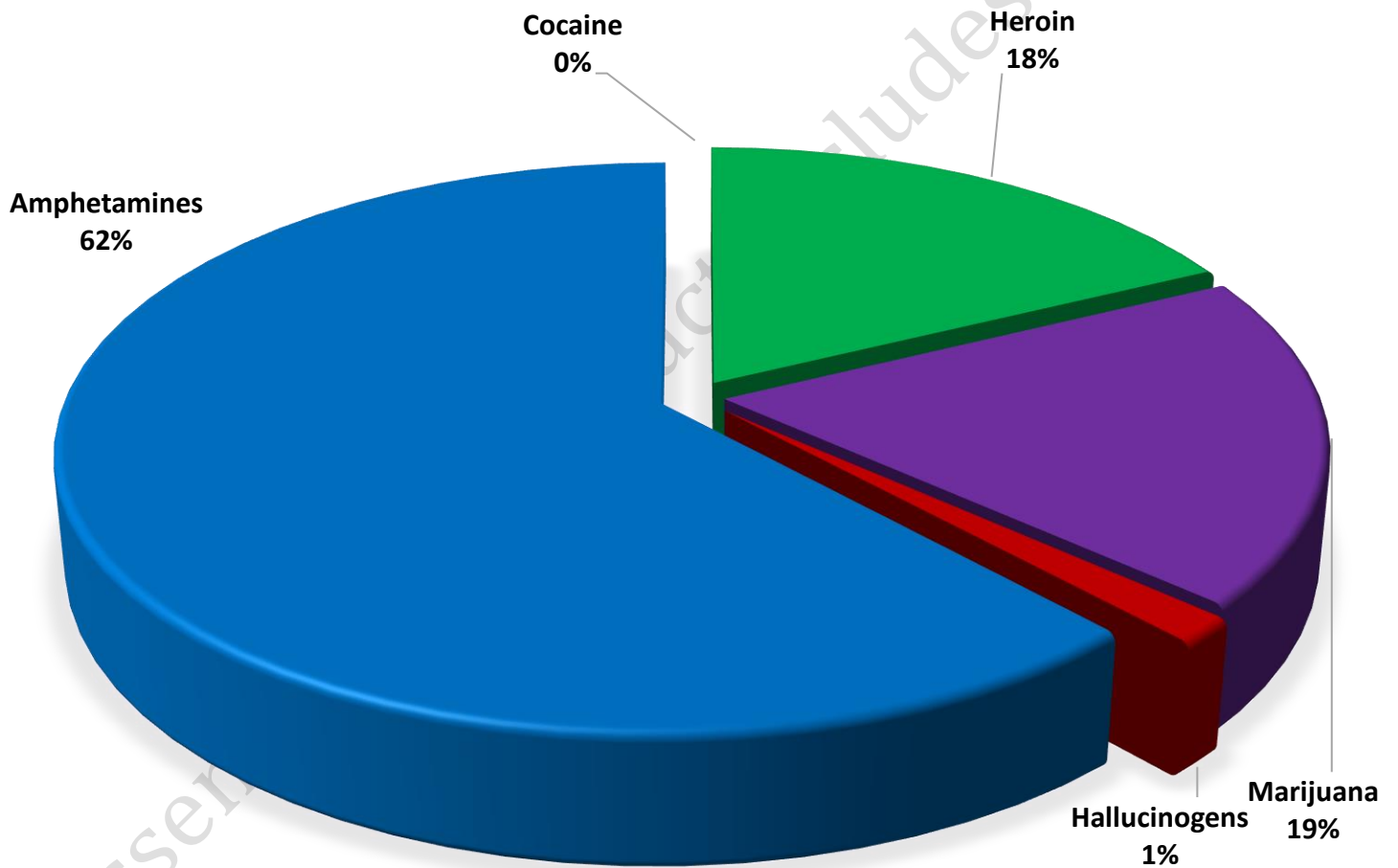
Combined Offense/Event Trends

	JUN 2020	JUN 2021
Part I Offenses	291	225
Part II Offenses	484	387
NonUCR Offenses	350	322
Reports Generated	874	870
Street Checks	70	67
Traffic Citations	29	74
Misdemeanor Citations	71	63
Jail Bookings	74	67



Seized Drugs

TYPE	DOSES	STREET VALUE	
Cocaine	0.0	\$	-
Heroin	108.0	\$	1,080.00
Marijuana	114.5	\$	686.78
Hallucinogens	9.0	\$	17.99
Amphetamines	376.0	\$	3,760.00
TOTAL	607.5	\$	5,544.77



Part I & II Offenses - One Year

