



CITY COUNCIL DISTRICT #2

MONTHLY OFFENSE SUMMARY

August 2021

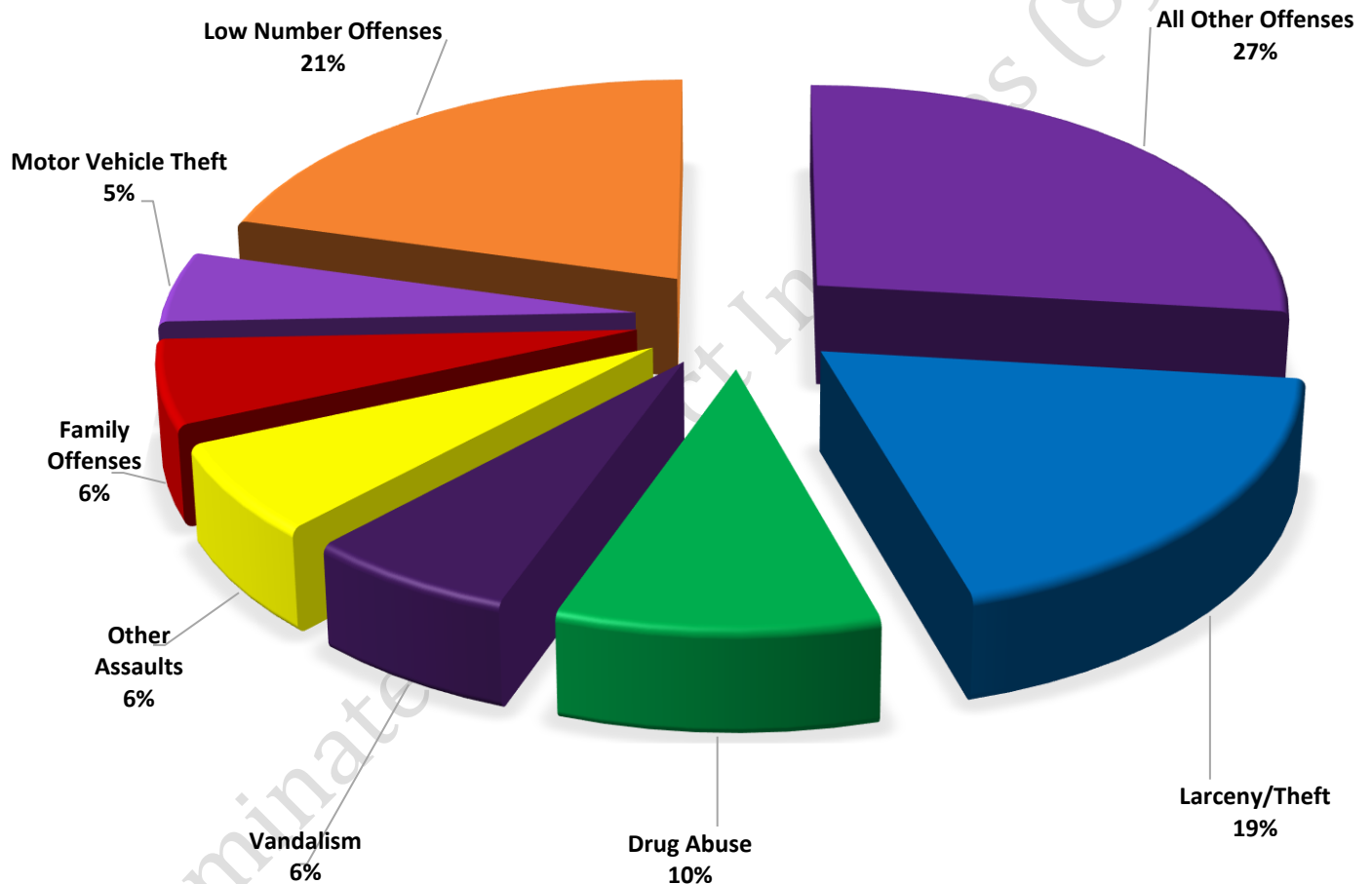
These figures represent preliminary counts of original Police Incident Reports and include all offenses within the above listed City Council District only. Full statistical analysis to determine the confidence level of this data has not been performed. The results contained herein are approximate in relation to the listed area and may not fully coincide with data shown in other areas of SLCPD's Crime Statistics page such as Calls for Service, Crimes Trending, and Crime Reports due to and reflective of departmental procedures that were in place at the time the event occurred and the date this data was compiled. Results displayed are not distinguished as attempted or completed crimes, do not include other calls for police service, and only represent police service where a report was made. Police Incident Reports are classified by primary offense categories as defined by the Uniform Crime Reporting (UCR) system, however for this report all offenses are included, and each incident may have more than one offense listed on it. In cases where there is more than one offense listed, all offenses are counted individually. Although every reasonable verification effort is made, the accuracy of any data is subject to the constraints of the report generation process as well as the manner, format, and point in time of any query.

PART I OFFENSES:	Chosen by the FBI as Part I Offenses because they are serious crimes that occur with regularity in all areas of the country and are likely to be reported to Police.
PART II OFFENSES:	All other crimes other than the eight Part I Offenses. The Uniform Crime Reporting Program gathers only arrest data for Part II Offenses, however, SLCPD results displayed in this document display all Part II Offenses, regardless of the presence of arrest data.
ALL OTHER OFFENSES:	Under the Part II Offense section, 'All Other Offenses' include Peeping Tom, Trespass, Kidnap/Abduction, Pornography, Extortion/Blackmail, Bribery, Warrants, Sexual Offenses, Obstruction, Public Peace, and Hit & Run.
NON-UCR OFFENSES:	Non-UCR Offenses include reports for all other offenses not classified as a Part I or Part II Offense. Results displayed separate some of these offenses such as Ambulance Calls, Deaths, Missing Persons, Suicides, Suspicious Activity, and Traffic Accidents.
ALL OTHER NON-UCR:	Under the Non-UCR category, 'All Other' include the remainder of offenses not classified as Part I or Part II and not separated from the Non-UCR Offenses. These include things such as Loud Parties, Barking Dogs, Mentally Ill Subjects, Citizen Assistance, etc.
LOW NUMBER OFFENSES:	On page two, in the interest of space and allowing for easier viewing, the category titled 'Low Number Offenses' include Part I and Part II Offenses from page one that have totals under the amount of 29.

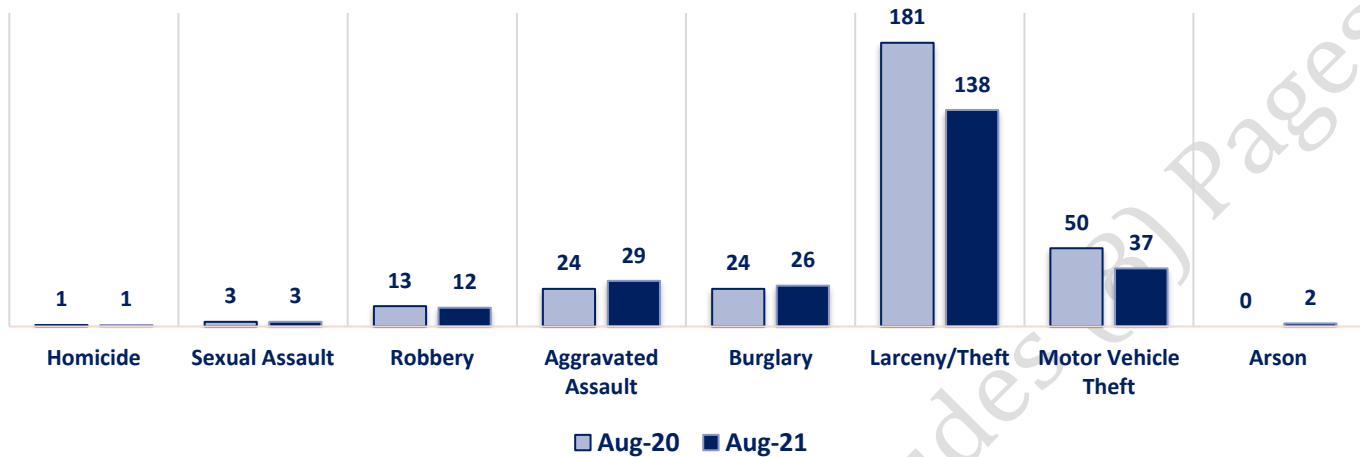
Offenses

	OFFENSE	AUG 20	AUG 21	OFFENSE	AUG 20	AUG 21
PART I OFFENSES	Homicide	1	1	Other Assaults	68	47
	Sexual Assault	3	3	Forgery/Counterfeit	8	4
	Robbery	13	12	Fraud	34	23
	Aggravated Assault	24	29	Embezzlement	0	0
	Burglary	24	26	Stolen Property	14	5
	Larceny/Theft	181	138	Vandalism	59	48
	Motor Vehicle Theft	50	37	Weapons	23	18
	Arson	0	2	Prostitution	0	0
	PART I TOTALS	296	248	Sex Offenses	7	5
NON-UCR OFFENSES	Ambulance Calls	23	18	Drug Abuse	101	73
	Deaths	5	3	Gambling	0	0
	Missing Persons	10	7	Family Offenses	55	44
	Suicides	1	0	DUI	13	9
	Suspicious Activity	42	18	Liquor Laws	1	2
	Traffic Accidents	76	70	Drunkenness	13	4
	All Other	250	221	Disorderly Conduct	10	9
	NON-UCR TOTALS	407	337	All Other Offenses	227	198
	PART I OFFENSES	296	248	Curfew/Loitering	0	0
TOTALS	PART II OFFENSES	637	489	Runaway	4	0
	NON-UCR OFFENSES	407	337	PART II TOTALS	637	489
	TOTAL	1340	1074			

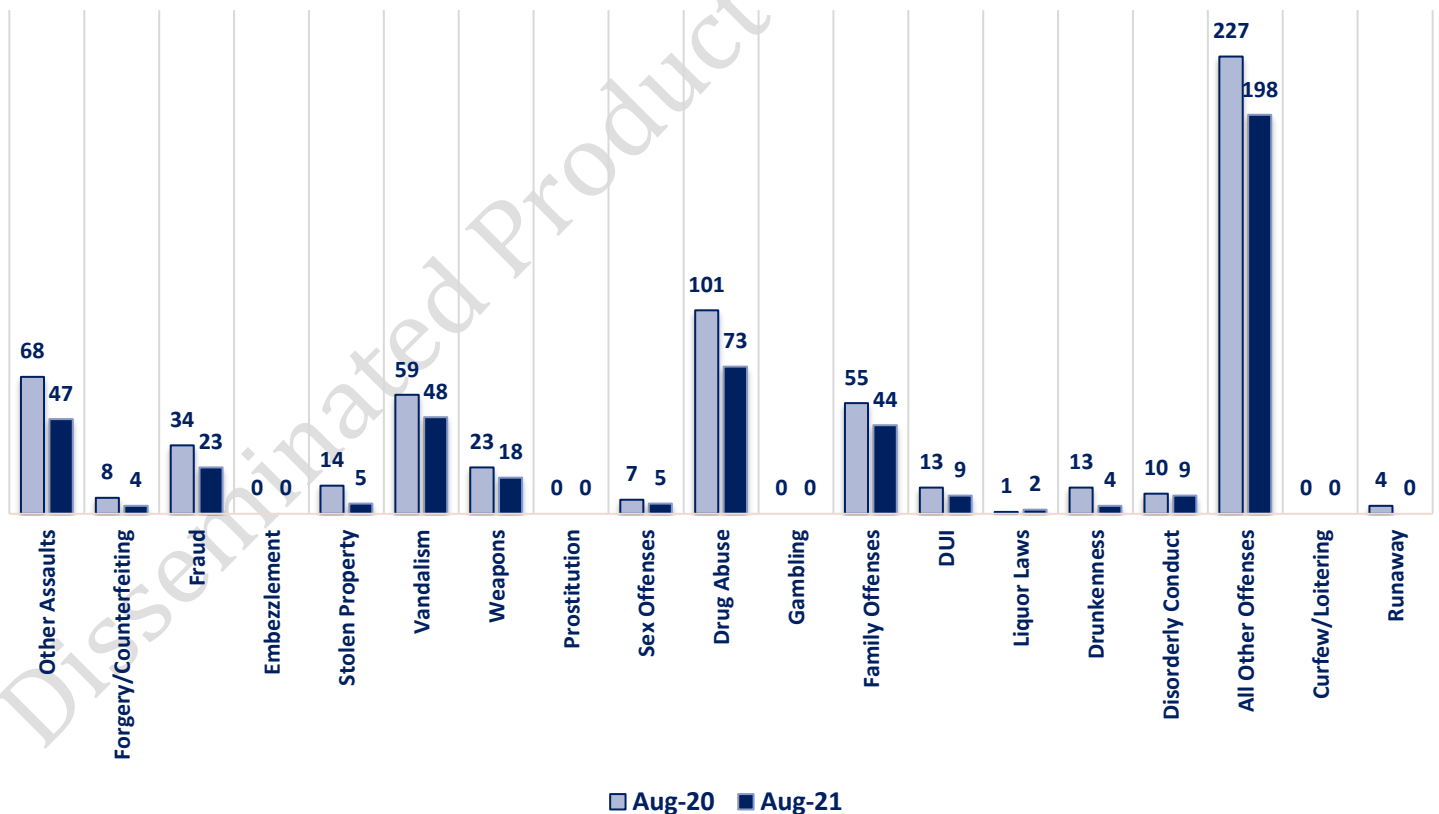
AUGUST 2020- PART I & II OFFENSE PERCENTAGES



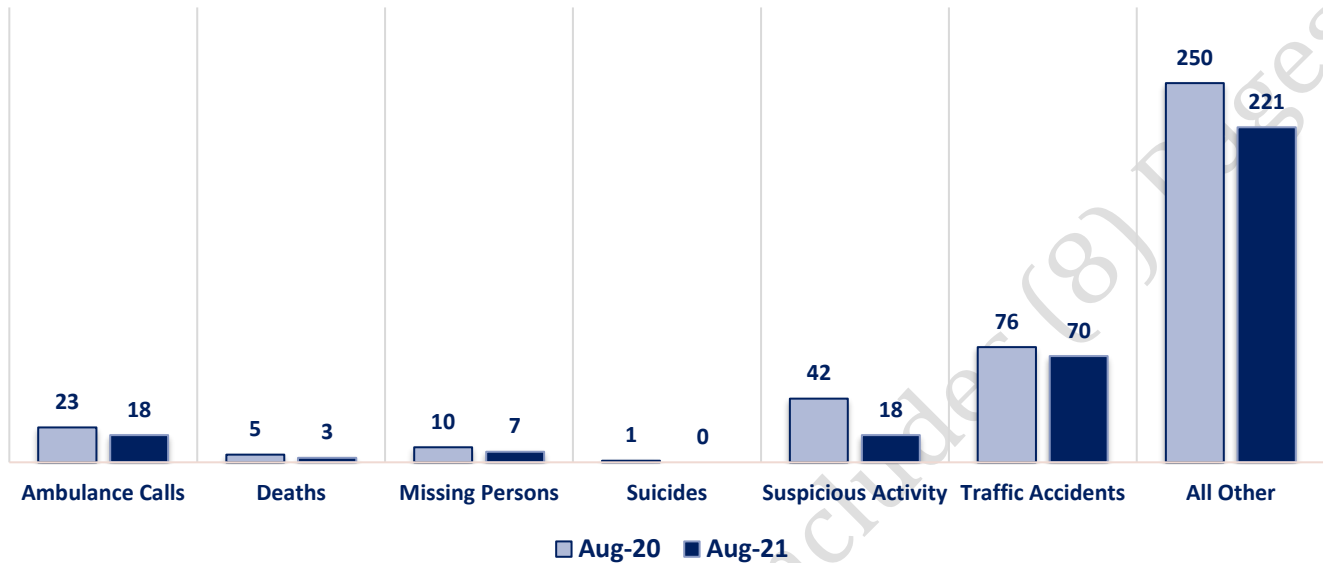
Part I Offenses



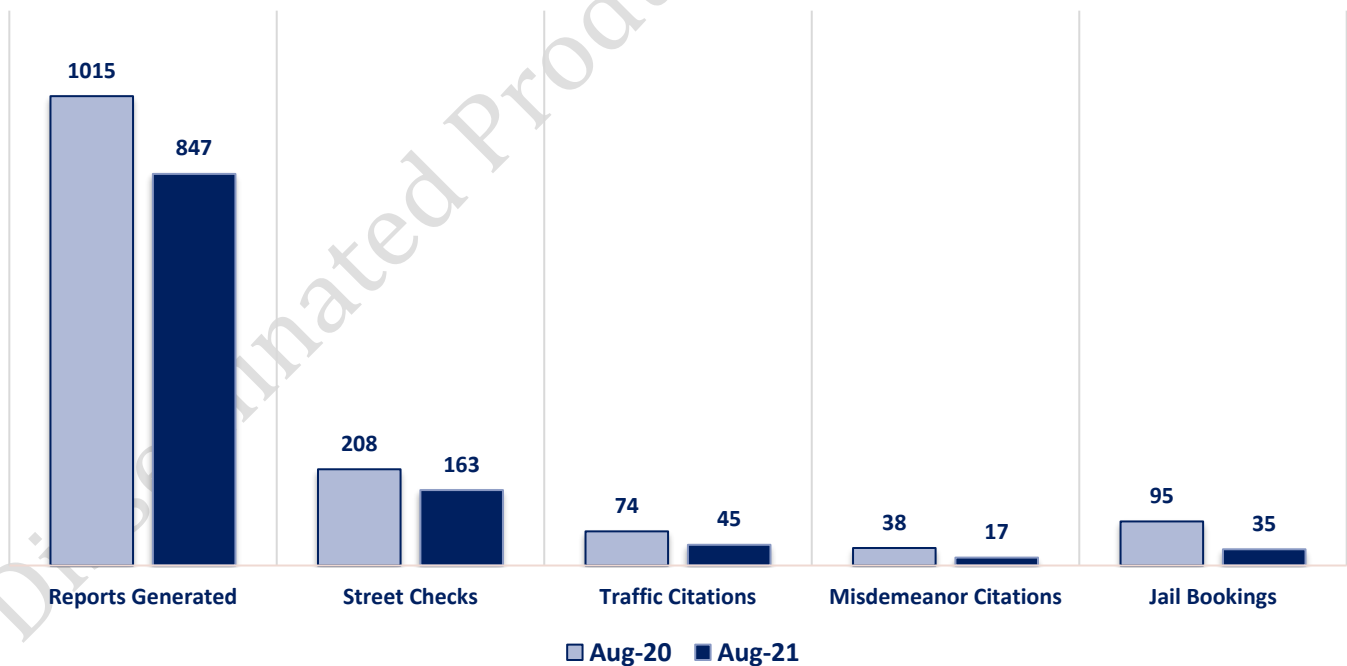
Part II Offenses



Non-UCR Offenses

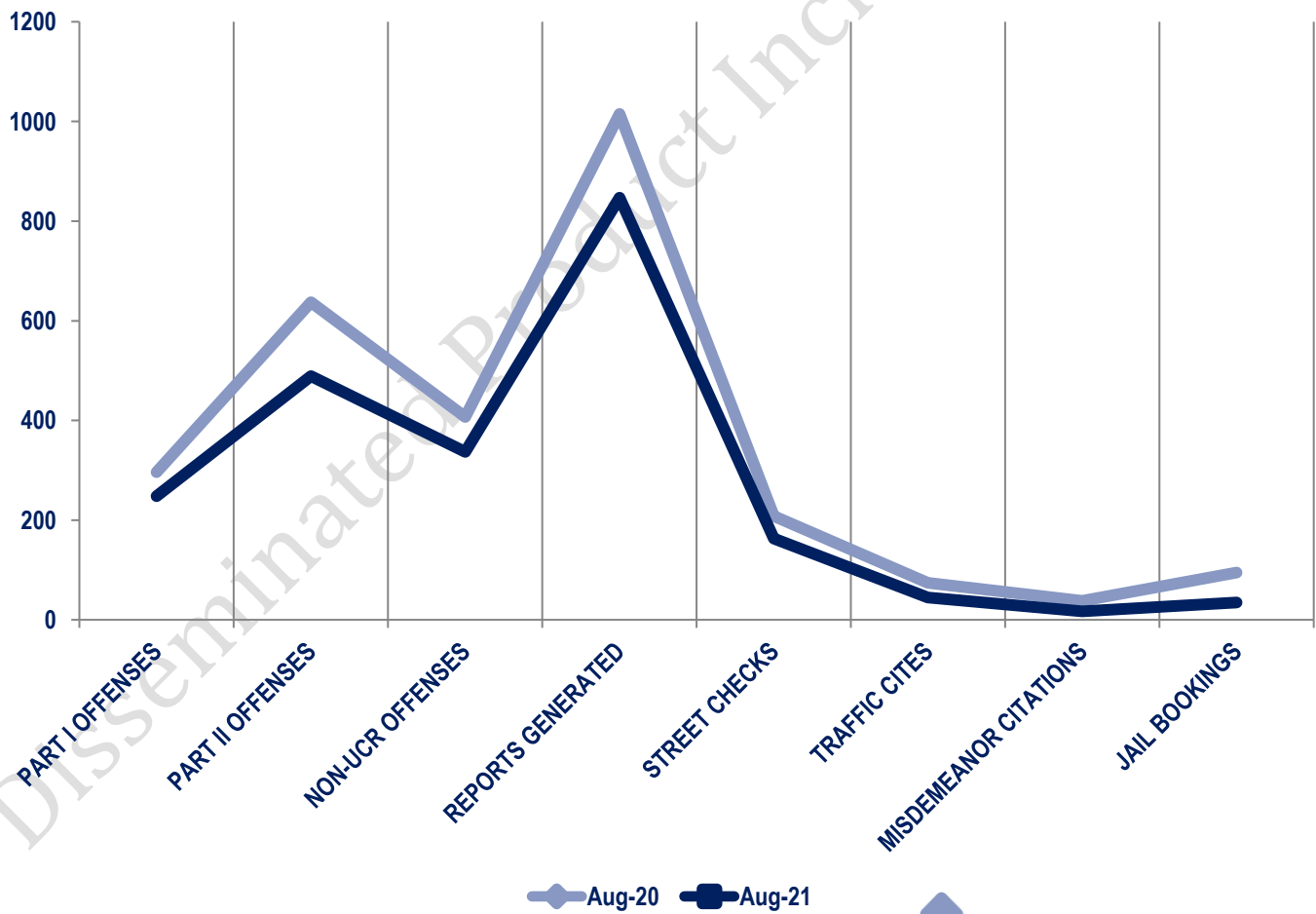


Other Event Totals



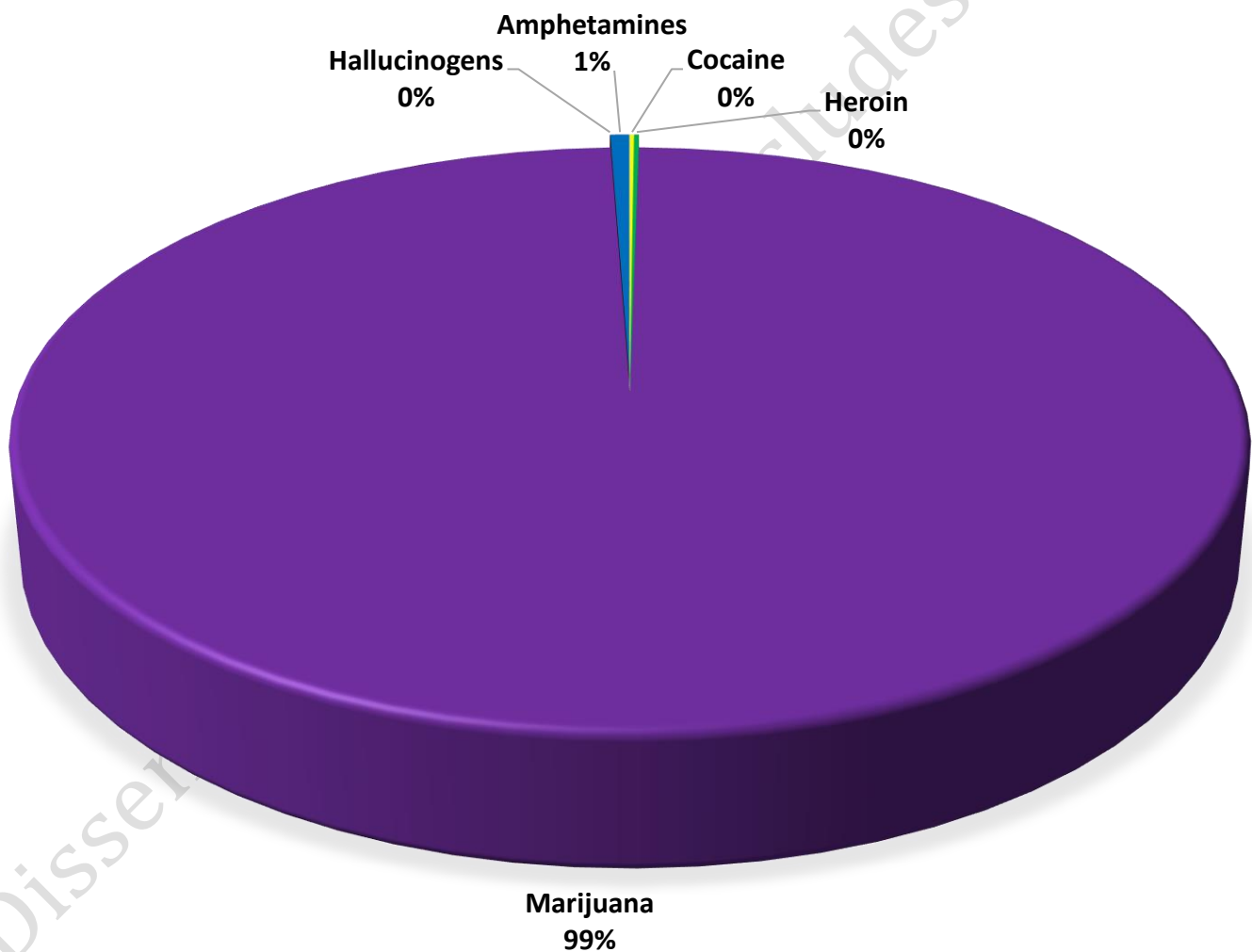
Combined Offense/Event Trends

	AUG 2020	AUG 2021
Part I Offenses	296	248
Part II Offenses	637	489
NonUCR Offenses	407	337
Reports Generated	1015	847
Street Checks	208	163
Traffic Citations	74	45
Misdemeanor Citations	38	17
Jail Bookings	95	35



Seized Drugs

TYPE	DOSES	STREET VALUE
Cocaine	737.3	\$ 7,373.40
Heroin	878.0	\$ 8,780.00
Marijuana	581242.5	\$ 3,487,455.13
Hallucinogens	12.9	\$ 25.75
Amphetamines	3433.4	\$ 34,334.18
TOTAL	586304.2	\$ 3,537,968.46



Part I & II Offenses - One Year

