



CITY COUNCIL DISTRICT #4

MONTHLY OFFENSE SUMMARY

August 2021

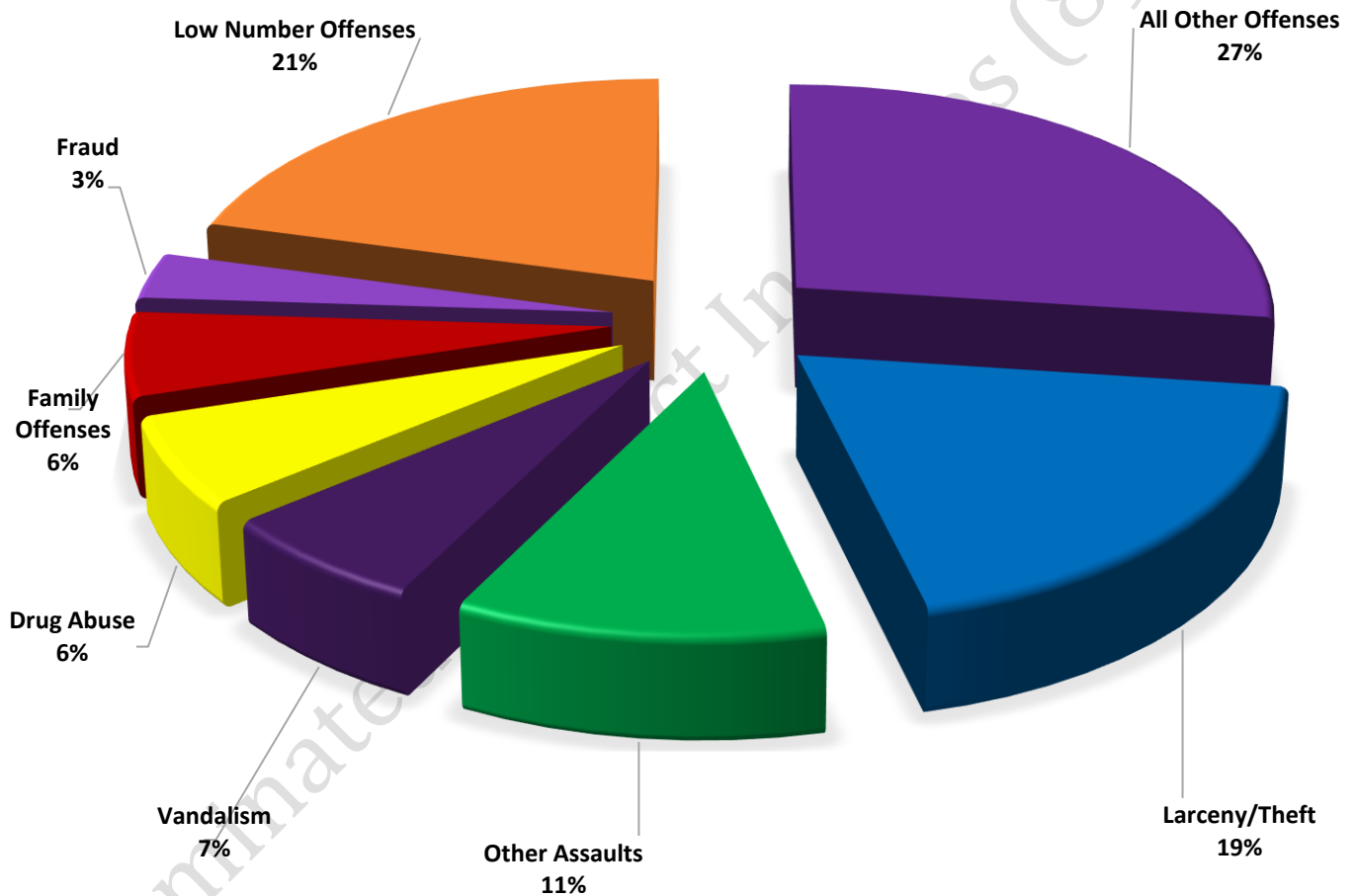
These figures represent preliminary counts of original Police Incident Reports and include all offenses within the above listed City Council District only. Full statistical analysis to determine the confidence level of this data has not been performed. The results contained herein are approximate in relation to the listed area and may not fully coincide with data shown in other areas of SLCPD's Crime Statistics page such as Calls for Service, Crimes Trending, and Crime Reports due to and reflective of departmental procedures that were in place at the time the event occurred and the date this data was compiled. Results displayed are not distinguished as attempted or completed crimes, do not include other calls for police service, and only represent police service where a report was made. Police Incident Reports are classified by primary offense categories as defined by the Uniform Crime Reporting (UCR) system, however for this report all offenses are included, and each incident may have more than one offense listed on it. In cases where there is more than one offense listed, all offenses are counted individually. Although every reasonable verification effort is made, the accuracy of any data is subject to the constraints of the report generation process as well as the manner, format, and point in time of any query.

PART I OFFENSES:	Chosen by the FBI as Part I Offenses because they are serious crimes that occur with regularity in all areas of the country and are likely to be reported to Police.
PART II OFFENSES:	All other crimes other than the eight Part I Offenses. The Uniform Crime Reporting Program gathers only arrest data for Part II Offenses, however, SLCPD results displayed in this document display all Part II Offenses, regardless of the presence of arrest data.
ALL OTHER OFFENSES:	Under the Part II Offense section, 'All Other Offenses' include Peeping Tom, Trespass, Kidnap/Abduction, Pornography, Extortion/Blackmail, Bribery, Warrants, Sexual Offenses, Obstruction, Public Peace, and Hit & Run.
NON-UCR OFFENSES:	Non-UCR Offenses include reports for all other offenses not classified as a Part I or Part II Offense. Results displayed separate some of these offenses such as Ambulance Calls, Deaths, Missing Persons, Suicides, Suspicious Activity, and Traffic Accidents.
ALL OTHER NON-UCR:	Under the Non-UCR category, 'All Other' include the remainder of offenses not classified as Part I or Part II and not separated from the Non-UCR Offenses. These include things such as Loud Parties, Barking Dogs, Mentally Ill Subjects, Citizen Assistance, etc.
LOW NUMBER OFFENSES:	On page two, in the interest of space and allowing for easier viewing, the category titled 'Low Number Offenses' include Part I and Part II Offenses from page one that have totals under the amount of 38.

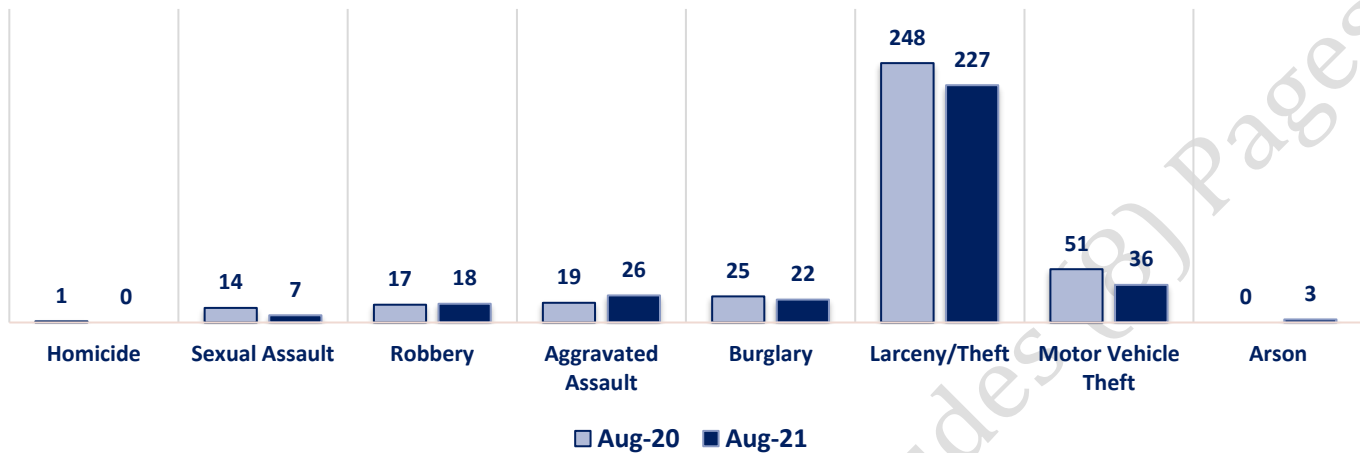
Offenses

	OFFENSE	AUG 20	AUG 21	OFFENSE	AUG 20	AUG 21	
PART I OFFENSES	VIOLENT	Homicide	1	0	Other Assaults	140	132
		Sexual Assault	14	7	Forgery/Counterfeit	11	5
		Robbery	17	18	Fraud	55	38
		Aggravated Assault	19	26	Embezzlement	1	0
	PROPERTY	Burglary	25	22	Stolen Property	8	8
		Larceny/Theft	248	227	Vandalism	81	77
		Motor Vehicle Theft	51	36	Weapons	7	18
		Arson	0	3	Prostitution	1	1
		PART I TOTALS	375	339	Sex Offenses	4	9
NON-UCR OFFENSES		Ambulance Calls	76	81	Drug Abuse	32	73
		Deaths	12	12	Gambling	0	0
		Missing Persons	18	17	Family Offenses	47	69
		Suicides	0	0	DUI	3	16
		Suspicious Activity	40	38	Liquor Laws	1	5
		Traffic Accidents	84	95	Drunkenness	19	33
		All Other	295	389	Disorderly Conduct	31	38
		NON-UCR TOTALS	525	632	All Other Offenses	192	320
		PART I OFFENSES	375	339	Curfew/Loitering	0	0
TOTALS		PART II OFFENSES	638	842	Runaway	5	0
		NON-UCR OFFENSES	525	632	PART II TOTALS	638	842
		TOTAL	1538	1813			

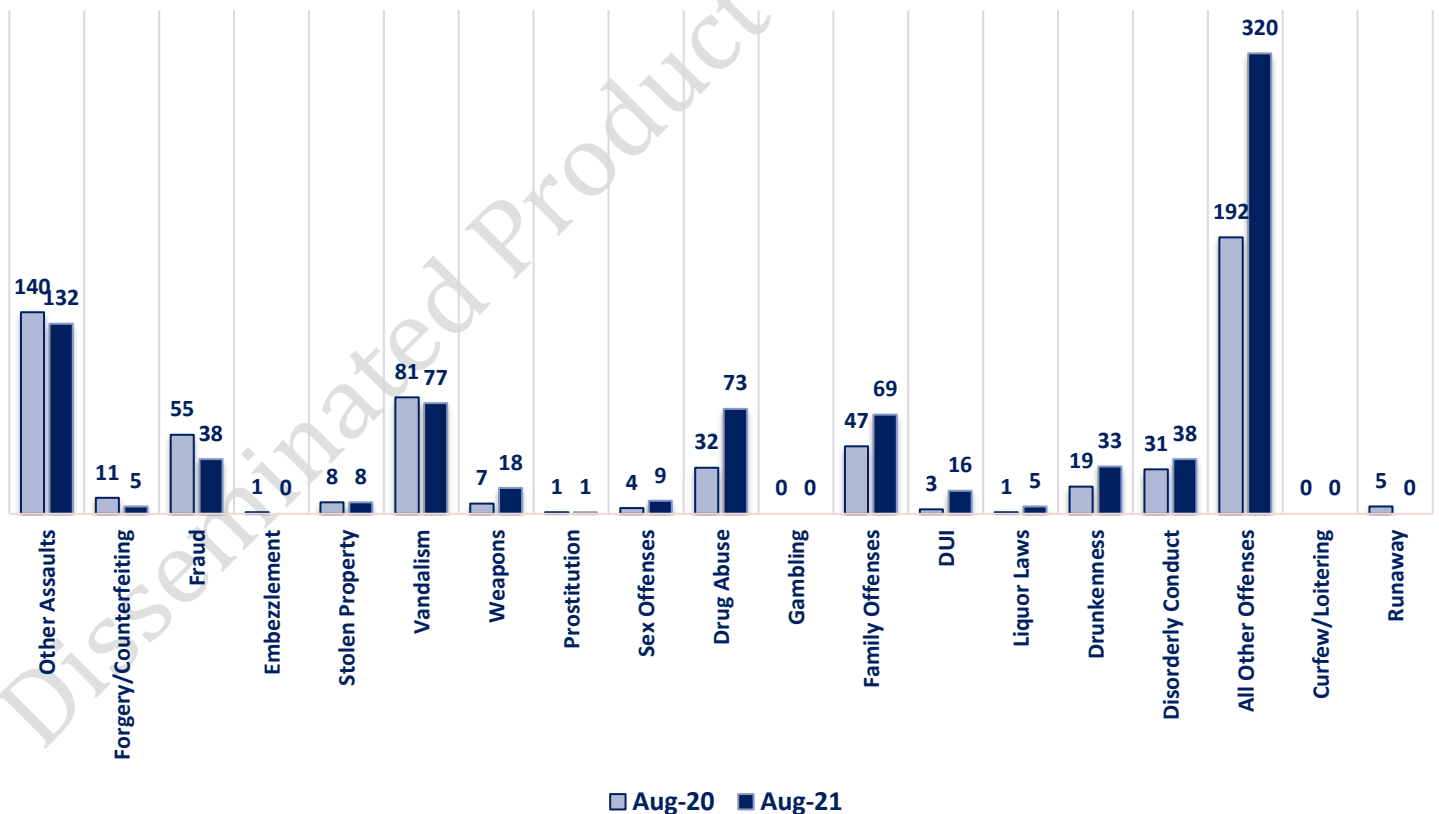
AUGUST 2020- PART I & II OFFENSE PERCENTAGES



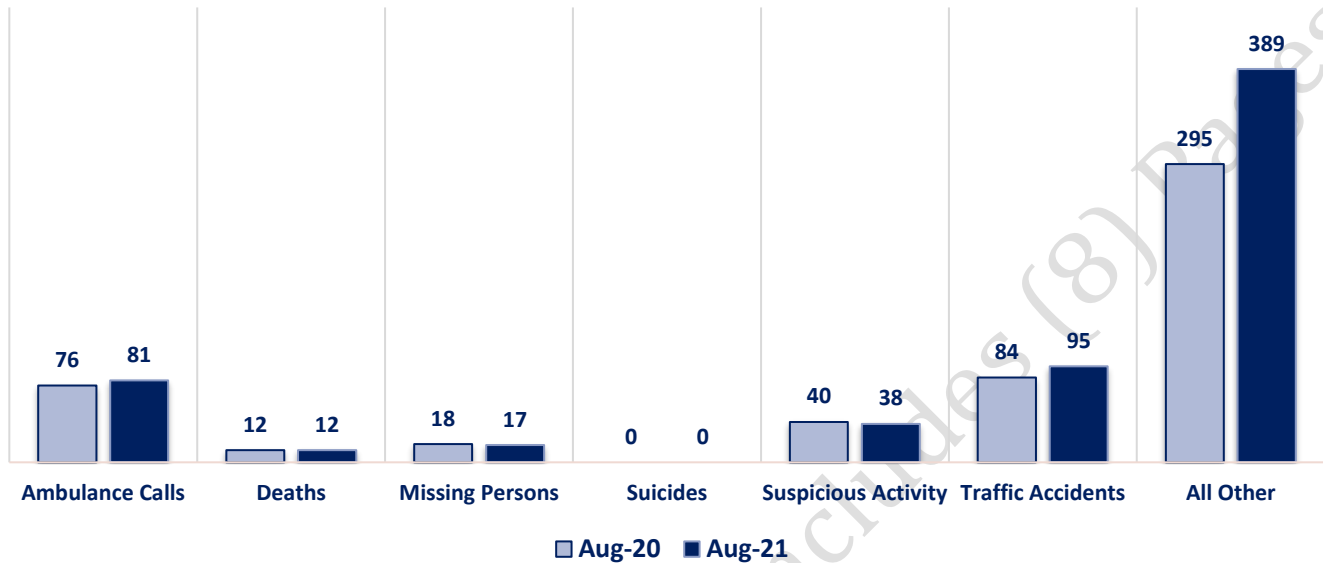
Part I Offenses



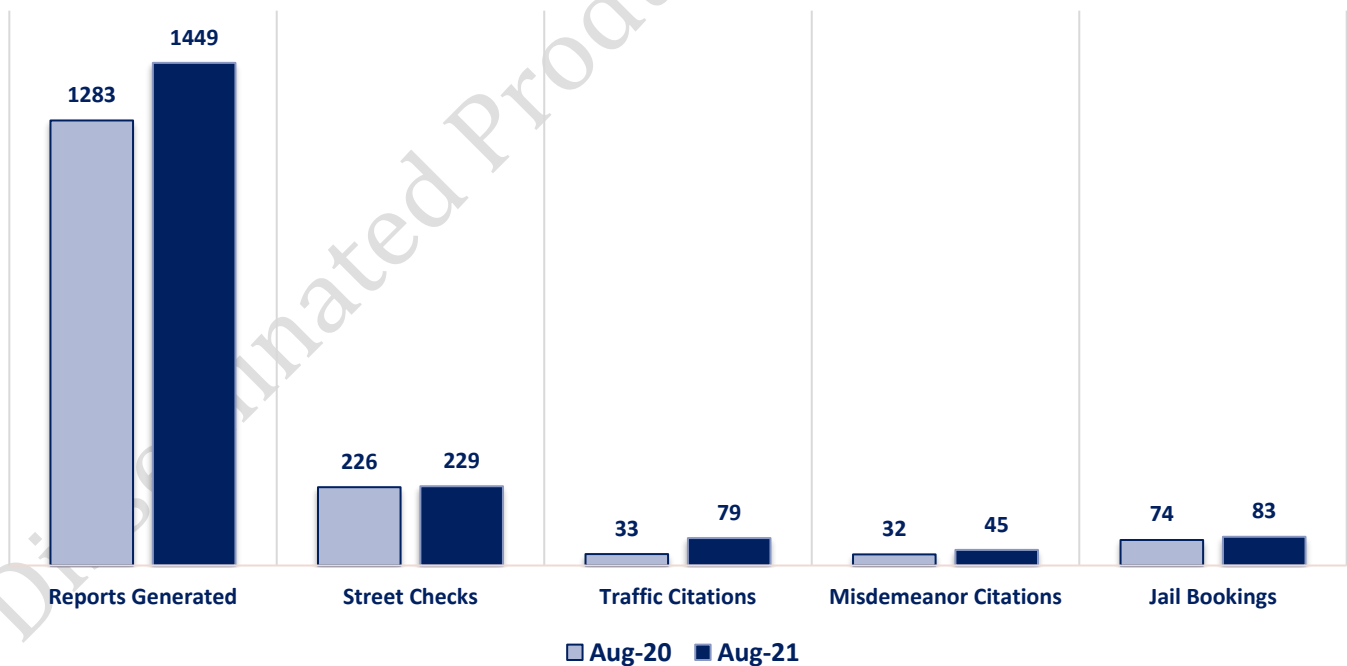
Part II Offenses



Non-UCR Offenses

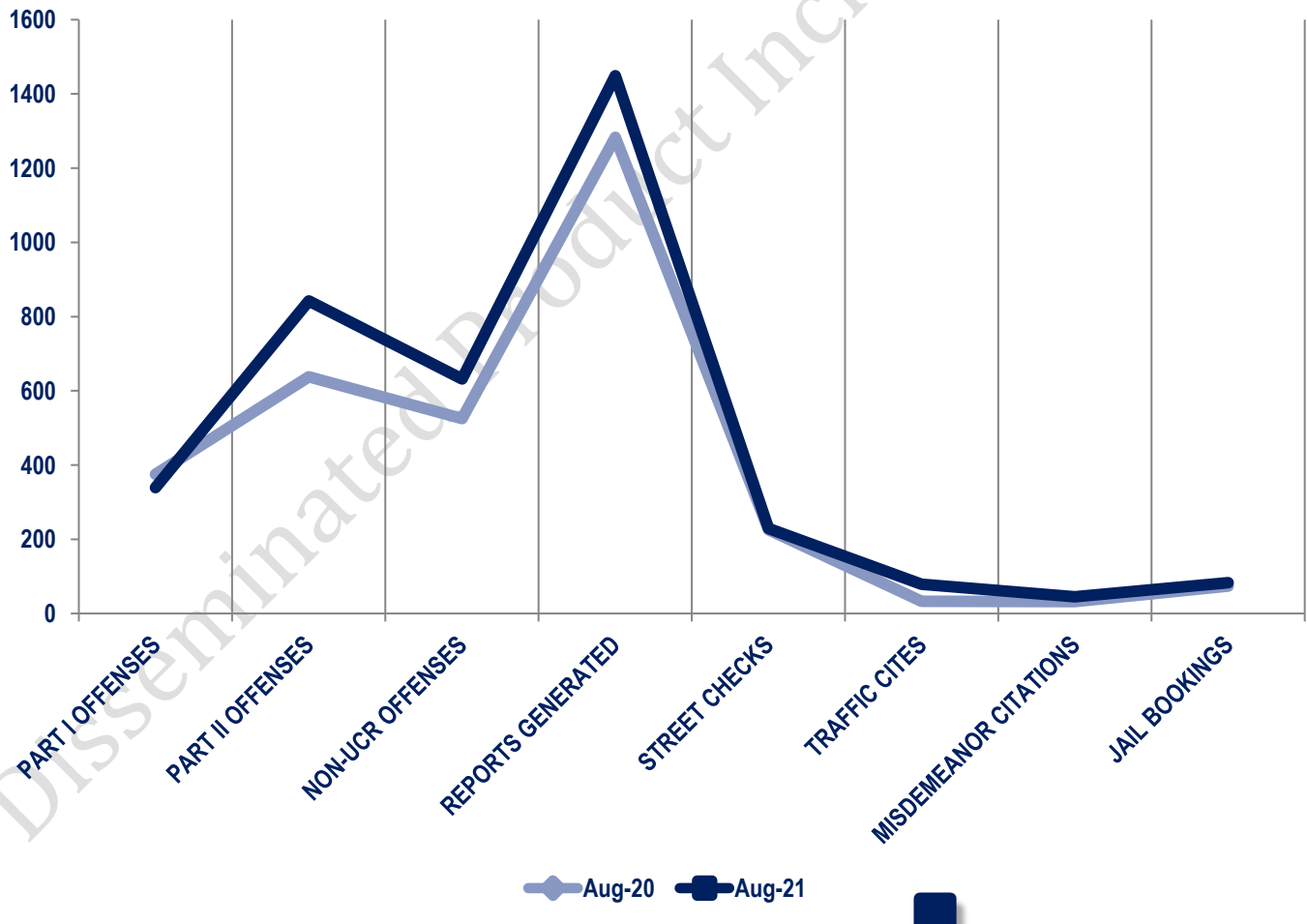


Other Event Totals



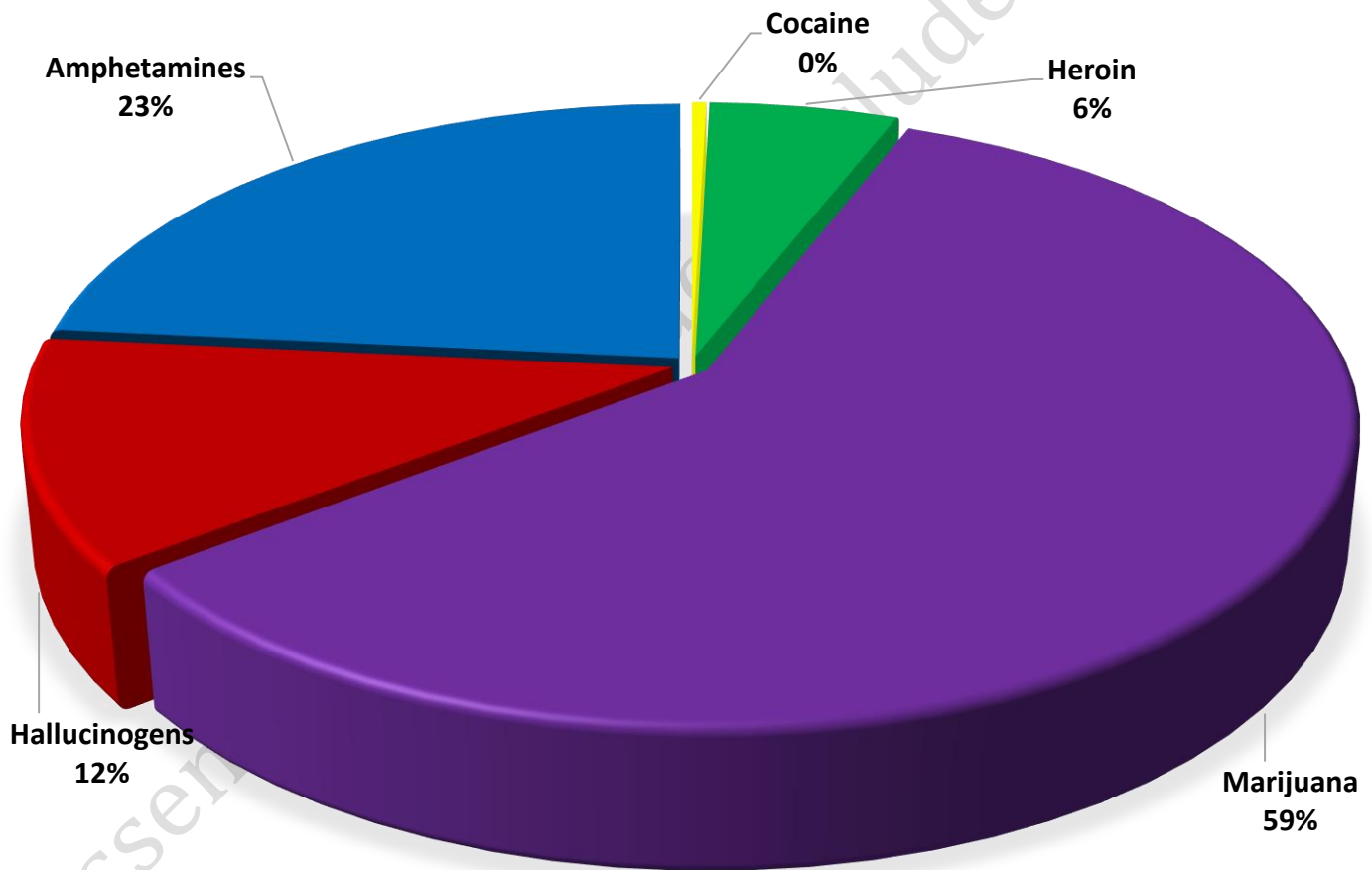
Combined Offense/Event Trends

	AUG 2020	AUG 2021
Part I Offenses	375	339
Part II Offenses	638	842
NonUCR Offenses	525	632
Reports Generated	1283	1449
Street Checks	226	229
Traffic Citations	33	79
Misdemeanor Citations	32	45
Jail Bookings	74	83



Seized Drugs

TYPE	DOSES	STREET VALUE
Cocaine	8.0	\$ 80.00
Heroin	104.4	\$ 1,044.00
Marijuana	1108.9	\$ 6,653.39
Hallucinogens	226.9	\$ 453.77
Amphetamines	443.1	\$ 4,431.00
TOTAL	1891.3	\$ 12,662.16



Part I & II Offenses - One Year

