



CITY COUNCIL DISTRICT #5

MONTHLY OFFENSE SUMMARY

September 2021

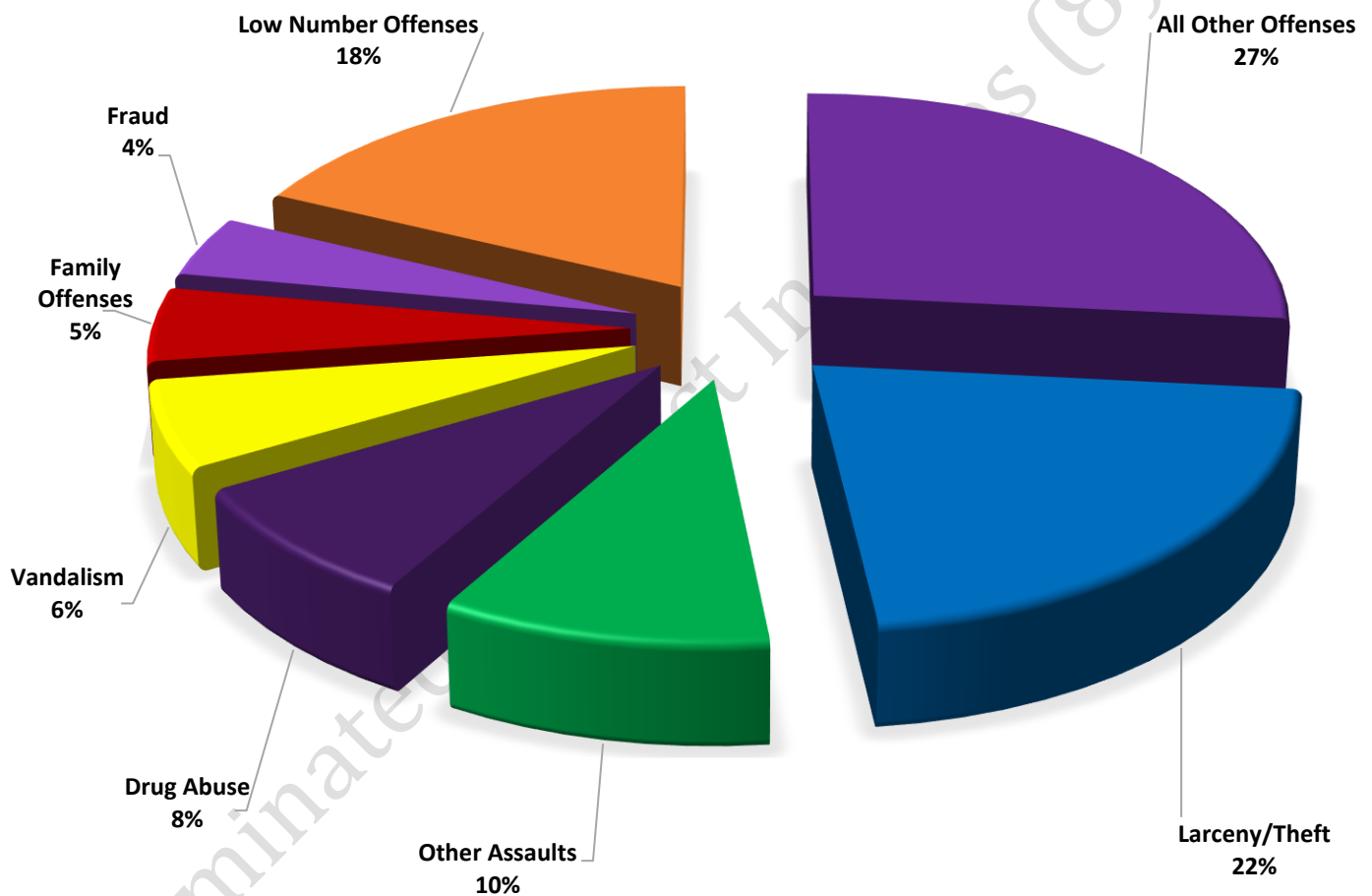
These figures represent preliminary counts of original Police Incident Reports and include all offenses within the above listed City Council District only. Full statistical analysis to determine the confidence level of this data has not been performed. The results contained herein are approximate in relation to the listed area and may not fully coincide with data shown in other areas of SLCPD's Crime Statistics page such as Calls for Service, Crimes Trending, and Crime Reports due to and reflective of departmental procedures that were in place at the time the event occurred and the date this data was compiled. Results displayed are not distinguished as attempted or completed crimes, do not include other calls for police service, and only represent police service where a report was made. Police Incident Reports are classified by primary offense categories as defined by the Uniform Crime Reporting (UCR) system, however for this report all offenses are included, and each incident may have more than one offense listed on it. In cases where there is more than one offense listed, all offenses are counted individually. Although every reasonable verification effort is made, the accuracy of any data is subject to the constraints of the report generation process as well as the manner, format, and point in time of any query.

PART I OFFENSES:	Chosen by the FBI as Part I Offenses because they are serious crimes that occur with regularity in all areas of the country and are likely to be reported to Police.
PART II OFFENSES:	All other crimes other than the eight Part I Offenses. The Uniform Crime Reporting Program gathers only arrest data for Part II Offenses, however, SLCPD results displayed in this document display all Part II Offenses, regardless of the presence of arrest data.
ALL OTHER OFFENSES:	Under the Part II Offense section, 'All Other Offenses' include Peeping Tom, Trespass, Kidnap/Abduction, Pornography, Extortion/Blackmail, Bribery, Warrants, Sexual Offenses, Obstruction, Public Peace, and Hit & Run.
NON-UCR OFFENSES:	Non-UCR Offenses include reports for all other offenses not classified as a Part I or Part II Offense. Results displayed separate some of these offenses such as Ambulance Calls, Deaths, Missing Persons, Suicides, Suspicious Activity, and Traffic Accidents.
ALL OTHER NON-UCR:	Under the Non-UCR category, 'All Other' include the remainder of offenses not classified as Part I or Part II and not separated from the Non-UCR Offenses. These include things such as Loud Parties, Barking Dogs, Mentally Ill Subjects, Citizen Assistance, etc.
LOW NUMBER OFFENSES:	On page two, in the interest of space and allowing for easier viewing, the category titled 'Low Number Offenses' include Part I and Part II Offenses from page one that have totals under the amount of 30.

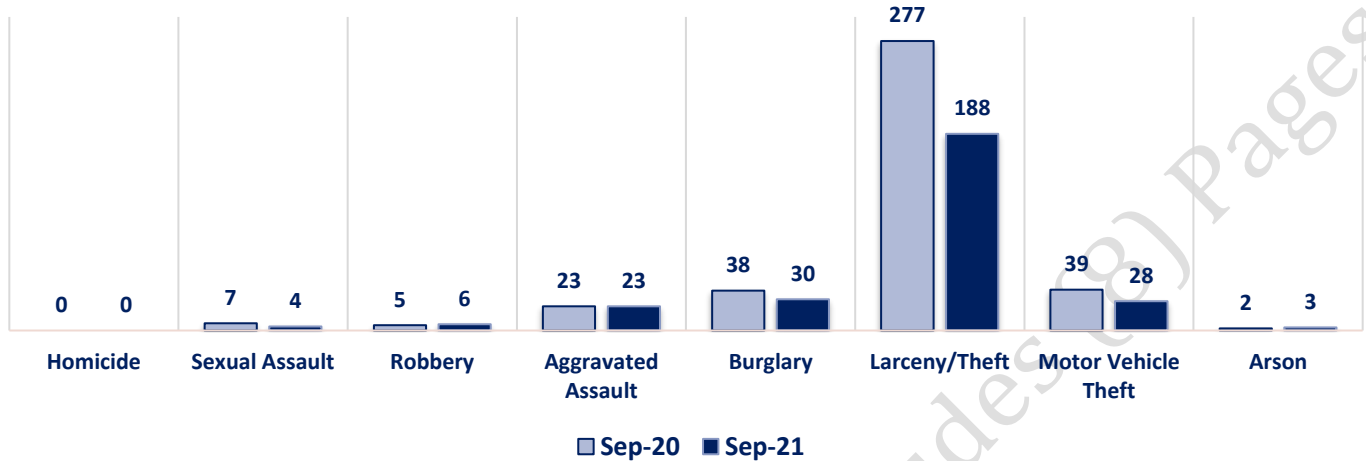
Offenses

	OFFENSE	SEPT 20	SEPT 21	OFFENSE	SEPT 20	SEPT 21
PART I OFFENSES	Homicide	0	0	Other Assaults	62	87
	Sexual Assault	7	4	Forgery/Counterfeit	6	2
	Robbery	5	6	Fraud	56	37
	Aggravated Assault	23	23	Embezzlement	0	0
	Burglary	38	30	Stolen Property	9	7
	Larceny/Theft	277	188	Vandalism	40	53
	Motor Vehicle Theft	39	28	Weapons	5	17
	Arson	2	3	Prostitution	5	1
	PART I TOTALS	391	282	Sex Offenses	3	4
NON-UCR OFFENSES	Ambulance Calls	36	27	Drug Abuse	56	72
	Deaths	4	2	Gambling	0	0
	Missing Persons	3	8	Family Offenses	51	45
	Suicides	1	2	DUI	1	6
	Suspicious Activity	27	38	Liquor Laws	0	2
	Traffic Accidents	50	75	Drunkenness	3	8
	All Other	194	228	Disorderly Conduct	7	14
	NON-UCR TOTALS	315	380	All Other Offenses	169	231
	PART I OFFENSES	391	282	Curfew/Loitering	0	0
TOTALS	PART II OFFENSES	474	586	Runaway	1	0
	NON-UCR OFFENSES	315	380	PART II TOTALS	474	586
	TOTAL	1180	1248			

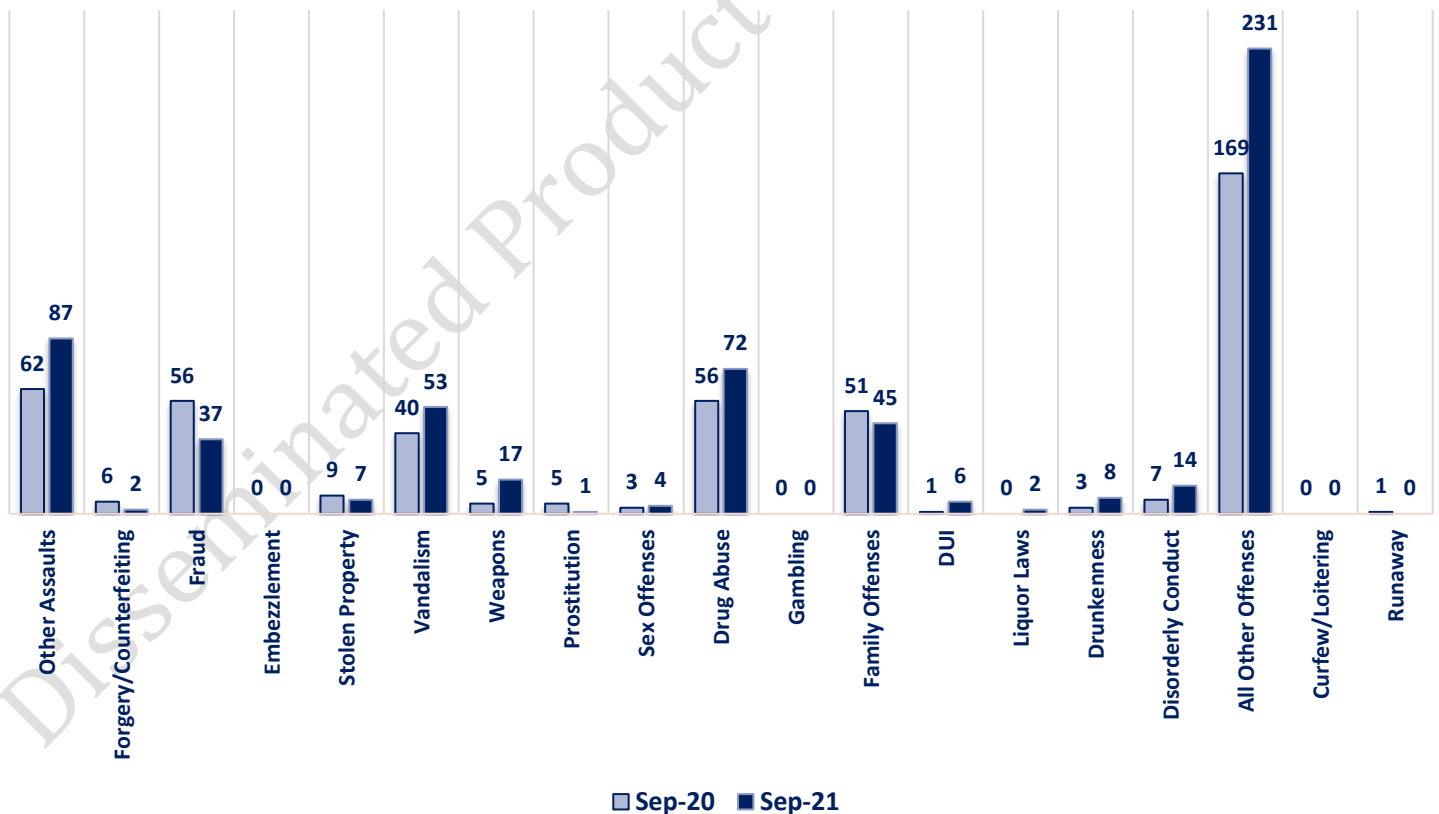
SEPTEMBER 2021 - PART I & II OFFENSE PERCENTAGES



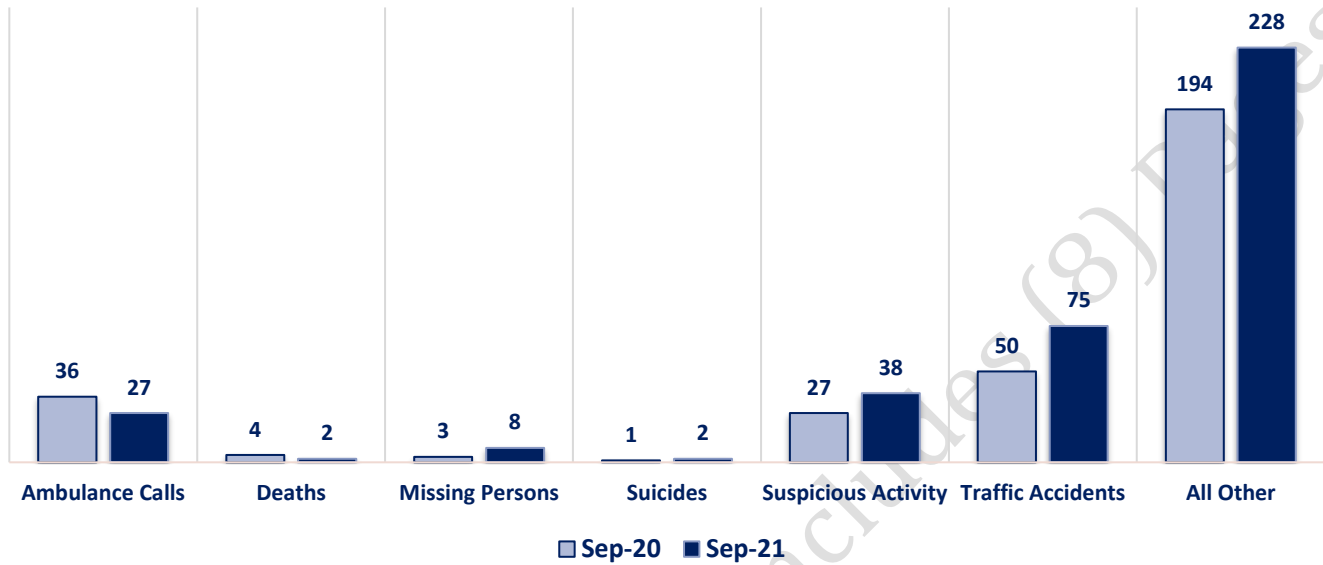
Part I Offenses



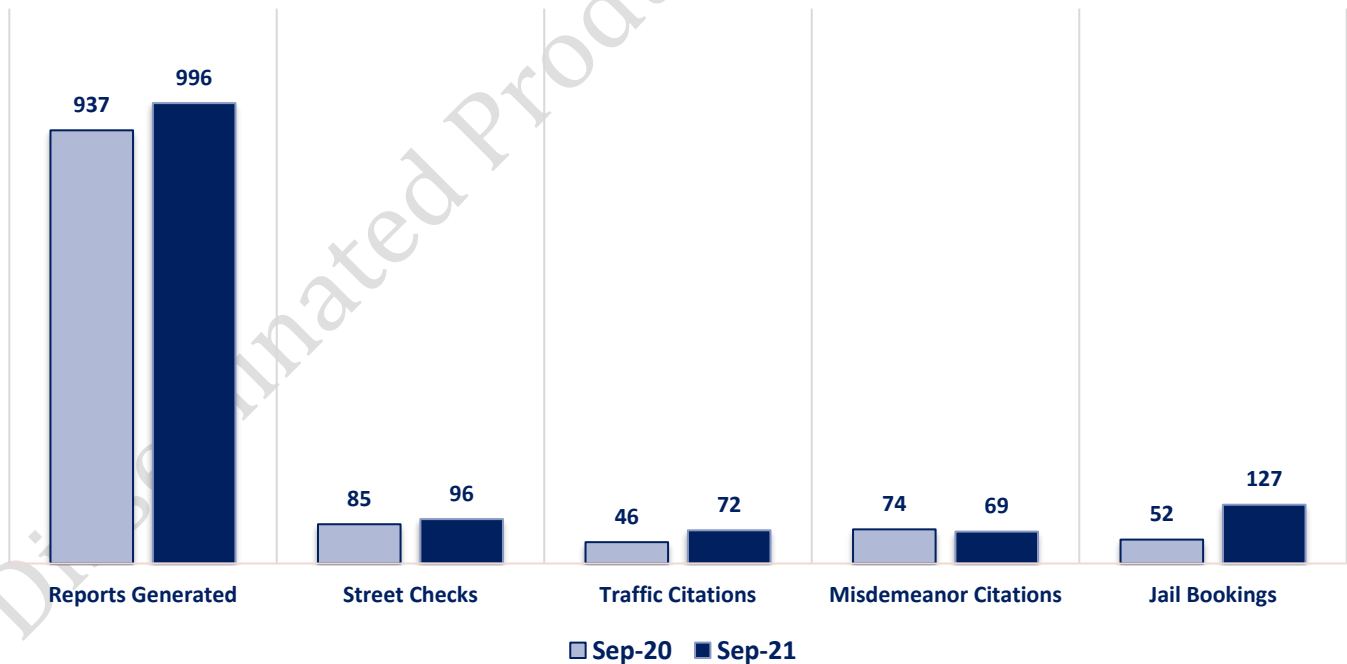
Part II Offenses



Non-UCR Offenses

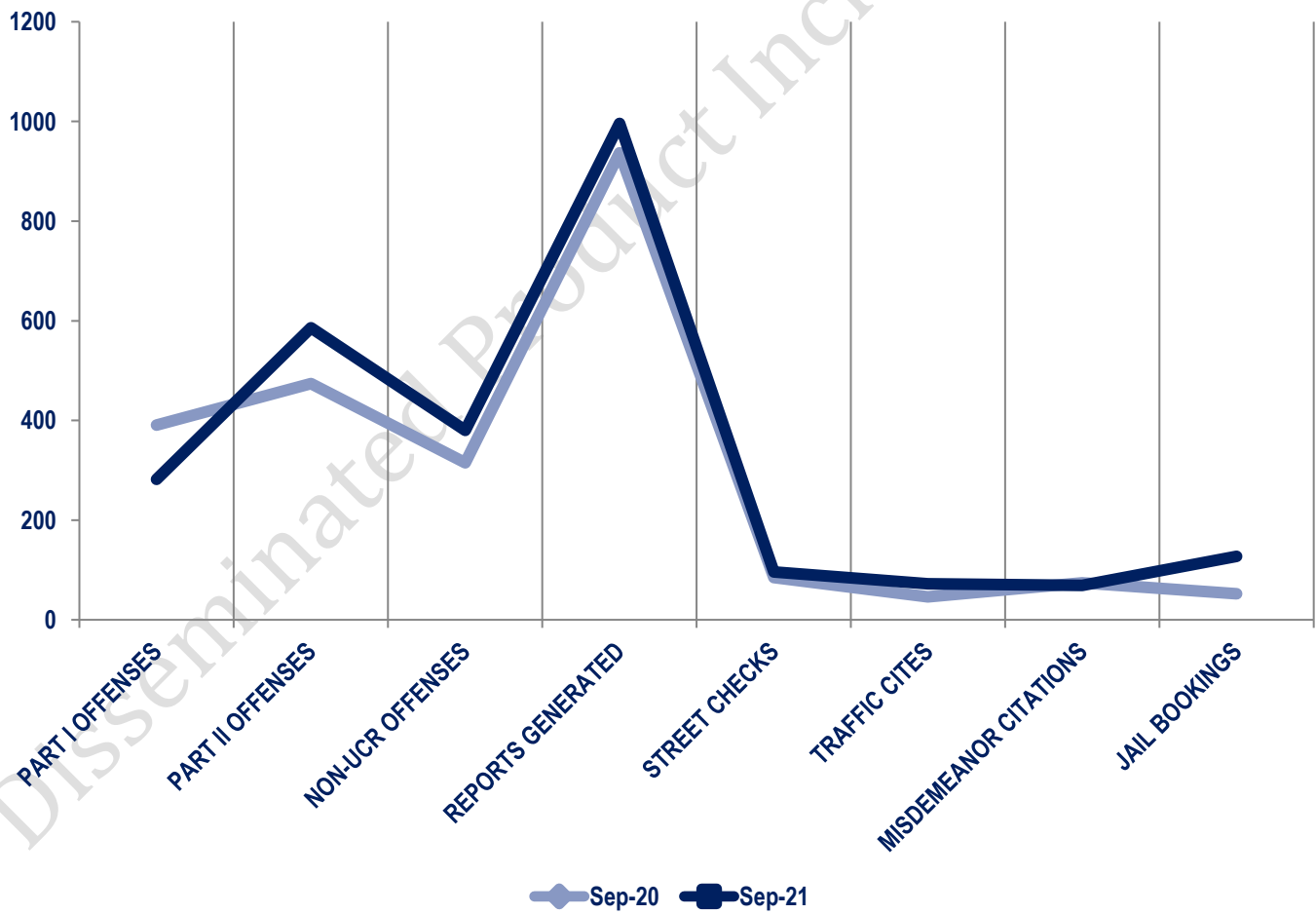


Other Event Totals



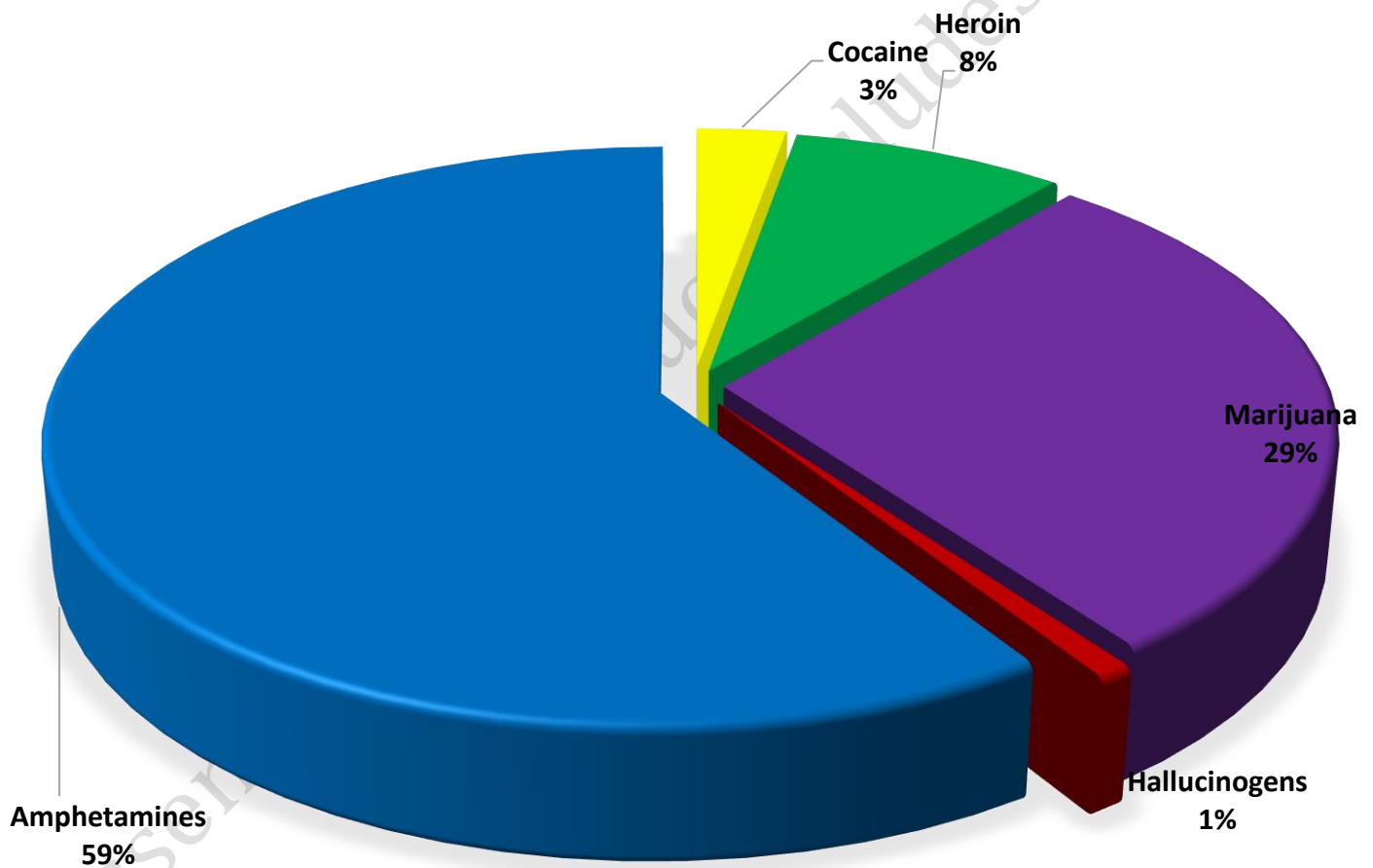
Combined Offense/Event Trends

	SEPT 2020	SEPT 2021
Part I Offenses	391	282
Part II Offenses	474	586
NonUCR Offenses	315	380
Reports Generated	937	996
Street Checks	85	96
Traffic Citations	46	72
Misdemeanor Citations	74	69
Jail Bookings	52	127



Seized Drugs

TYPE	DOSES	STREET VALUE
Cocaine	89.0	\$ 890.00
Heroin	271.0	\$ 2,710.00
Marijuana	928.1	\$ 5,568.71
Hallucinogens	26.5	\$ 52.91
Amphetamines	1905.2	\$ 19,052.00
TOTAL	3219.8	\$ 28,273.62



Part I & II Offenses - One Year

