



CITY COUNCIL DISTRICT #1 MONTHLY OFFENSE SUMMARY

December 2021

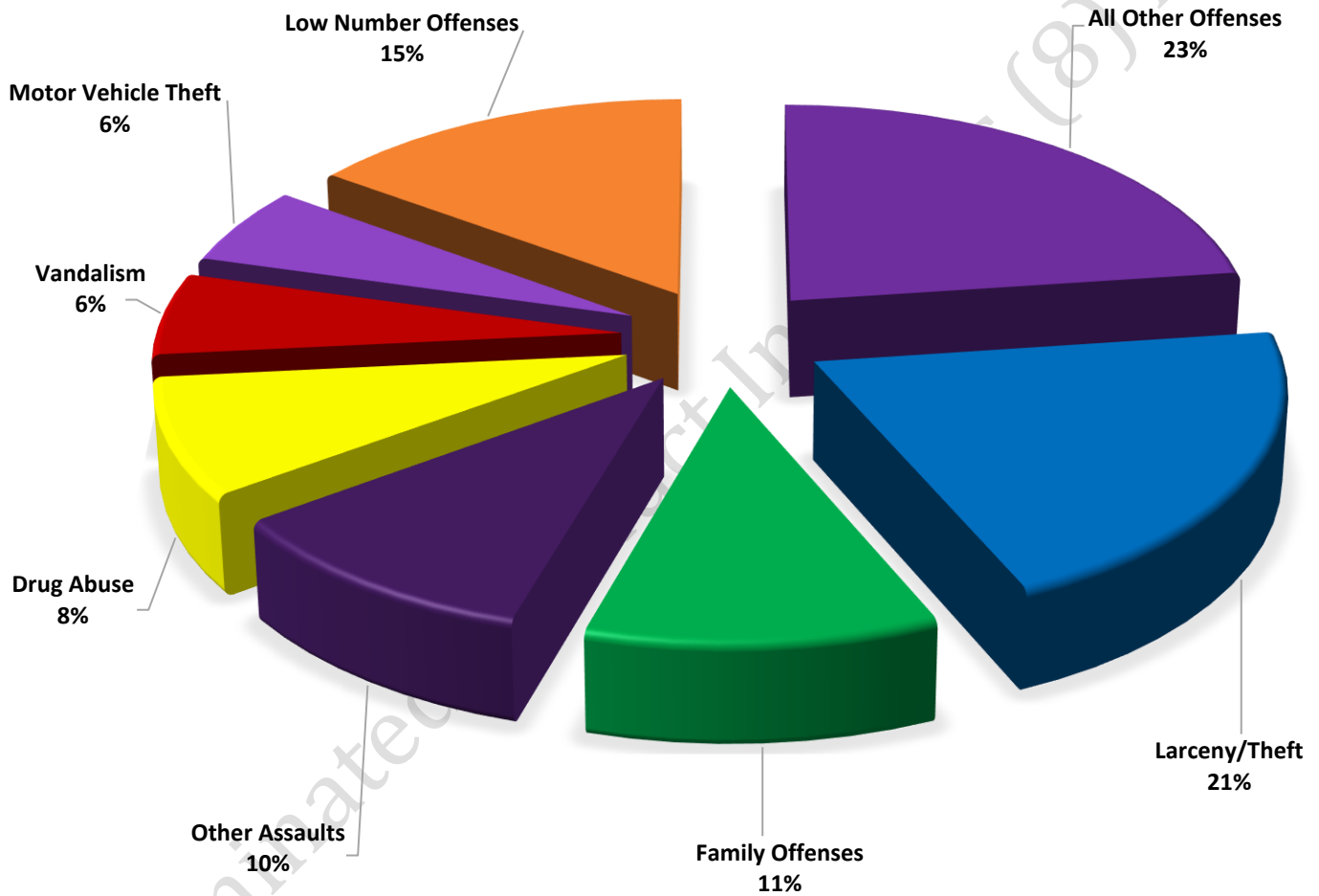
These figures represent preliminary counts of original Police Incident Reports and include all offenses within the above listed City Council District only. Full statistical analysis to determine the confidence level of this data has not been performed. The results contained herein are approximate in relation to the listed area and may not fully coincide with data shown in other areas of SLCPD's Crime Statistics page such as Calls for Service, Crimes Trending, and Crime Reports due to and reflective of departmental procedures that were in place at the time the event occurred and the date this data was compiled. Results displayed are not distinguished as attempted or completed crimes, do not include other calls for police service, and only represent police service where a report was made. Police Incident Reports are classified by primary offense categories as defined by the Uniform Crime Reporting (UCR) system, however for this report all offenses are included, and each incident may have more than one offense listed on it. In cases where there is more than one offense listed, all offenses are counted individually. Although every reasonable verification effort is made, the accuracy of any data is subject to the constraints of the report generation process as well as the manner, format, and point in time of any query.

-
- COMPSTAT OFFENSES:** (Part I) Chosen by the FBI as Part I Offenses because they are serious crimes that occur with regularity in all areas of the country and are likely to be reported to Police.
 - EXTENDED COMPSTAT OFFENSES:** (Part II) All other crimes other than the eight CompStat Offenses. The Uniform Crime Reporting Program gathers only arrest data for these offenses, however, SLCPD results displayed in this document display all of these, regardless of the presence of arrest data.
 - ALL OTHER OFFENSES:** Under the Extended CompStat Offense section, 'All Other Offenses' include Peeping Tom, Trespass, Kidnap/Abduction, Pornography, Extortion/Blackmail, Bribery, Warrants, Sexual Offenses, Obstruction, Public Peace, and Hit & Run.
 - NON-UCR OFFENSES:** Non-UCR Offenses include reports for all other offenses not classified as a CompStat or Extended CompStat Offense. Results displayed separate some of these offenses such as Ambulance Calls, Deaths, Missing Persons, Suicides, Suspicious Activity, and Traffic Accidents.
 - ALL OTHER NON-UCR:** Under the Non-UCR category, 'All Other' include the remainder of offenses not classified as CompStat or CompStat Extended and not separated from the Non-UCR Offenses. These include things such as Loud Parties, Barking Dogs, Mentally Ill Subjects, Citizen Assistance, etc.
 - LOW NUMBER OFFENSES:** On page two, in the interest of space and allowing for easier viewing, the category titled 'Low Number Offenses' include CompStat and Extended CompStat Offenses from page one that have totals under the amount of 11.

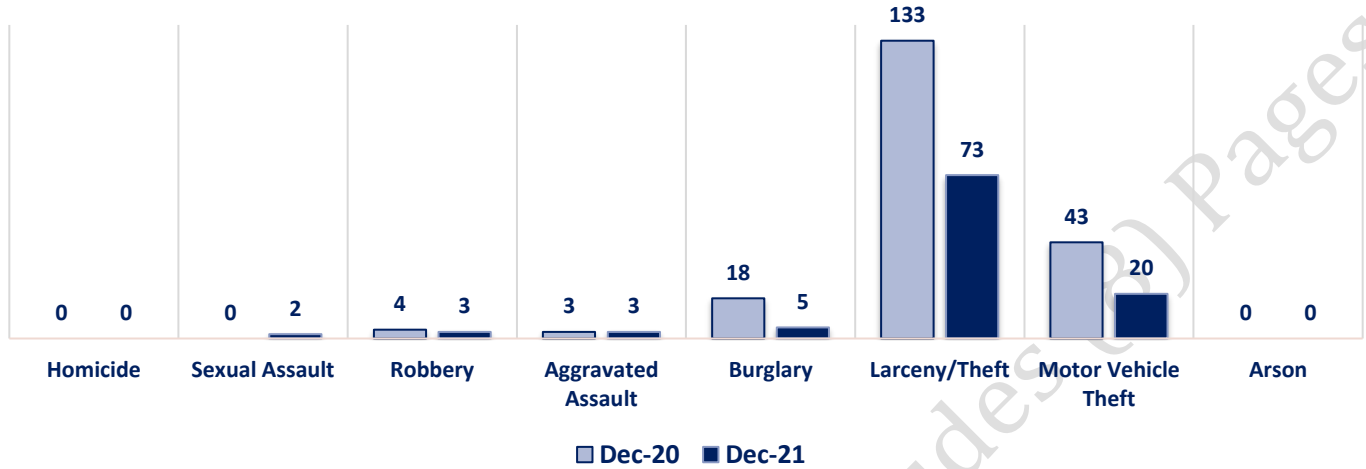
Offenses

		Offense	Dec-20	Dec-21	OFFENSE	DEC 20	DEC 21
COMPSTAT OFFENSES	VIOLENT	Homicide	0	0	Other Assaults	39	37
		Sexual Assault	0	2	Forgery/Counterfeiting	2	2
		Robbery	4	3	Fraud	12	11
		Aggravated Assault	3	3	Embezzlement	0	0
	PROPERTY	Burglary	18	5	Stolen Property	7	6
		Larceny/Theft	133	73	Vandalism	36	21
		Motor Vehicle Theft	43	20	Weapons	5	4
		Arson	0	0	Prostitution	0	1
COMPSTAT TOTALS		201	106	Sex Offenses	4	2	
NON-UCR OFFENSES	Ambulance Calls	16	18	Drug Abuse	19	30	
	Deaths	5	4	Gambling	0	0	
	Missing Persons	5	2	Family Offenses	42	39	
	Suicides	0	0	DUI	2	8	
	Suspicious Activity	21	9	Liquor Laws	0	0	
	Traffic Accidents	17	33	Drunkenness	4	2	
	All Other	124	149	Disorderly Conduct	4	4	
	NON-UCR TOTALS		188	215	All Other Offenses	79	81
COMPSTAT OFFENSES		201	106	Curfew/Loitering	0	0	
TOTALS	EXTENDED COMPSTAT OFFENSES	263	248	Runaway	8	0	
	NON-UCR OFFENSES	188	215	EXTENDED COMPSTAT TOTALS		263	248
	TOTAL	652	569				

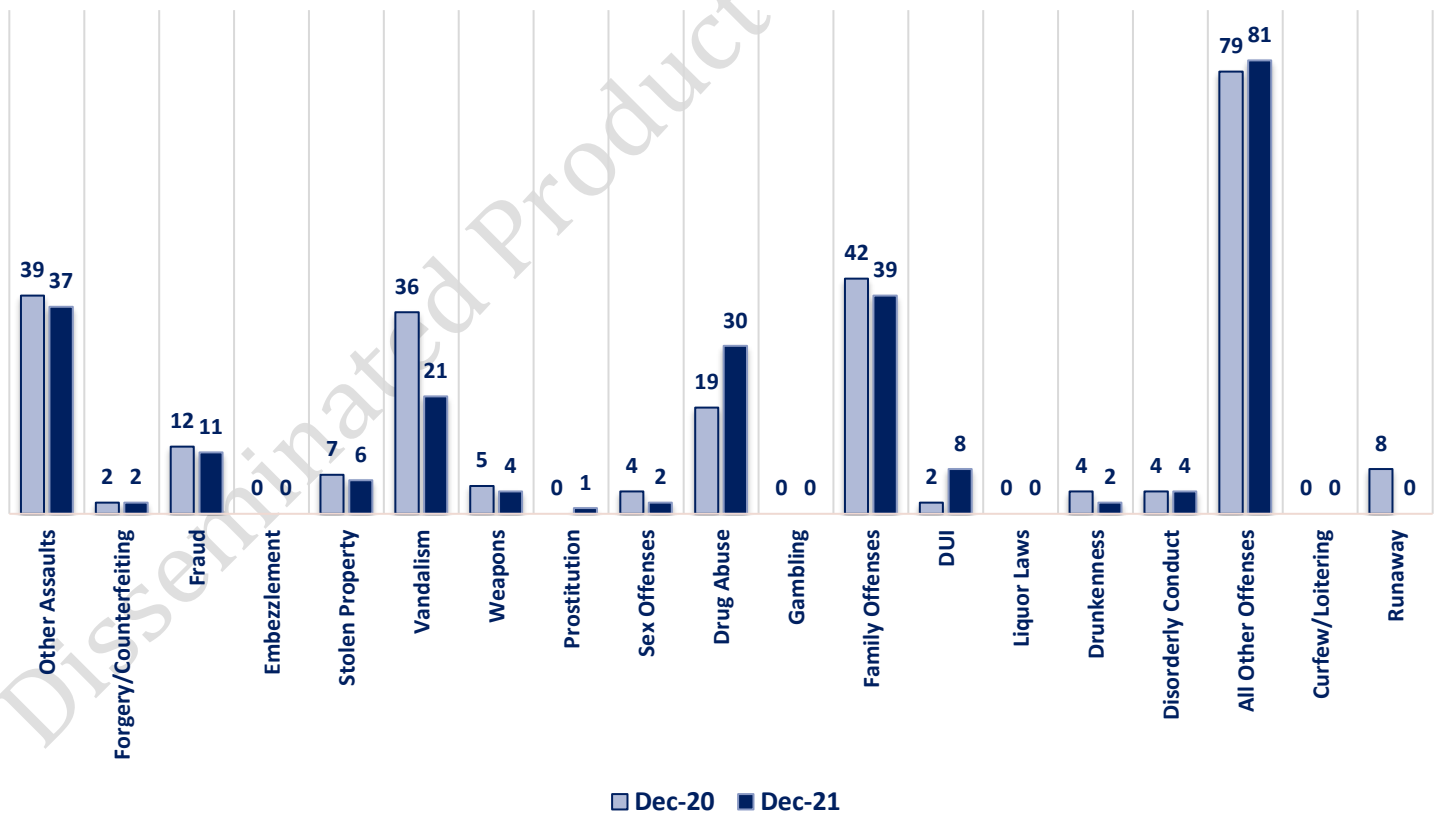
**DECEMBER 2021 - COMPSTAT AND EXTENDED COMPSTAT
OFFENSE PERCENTAGES**



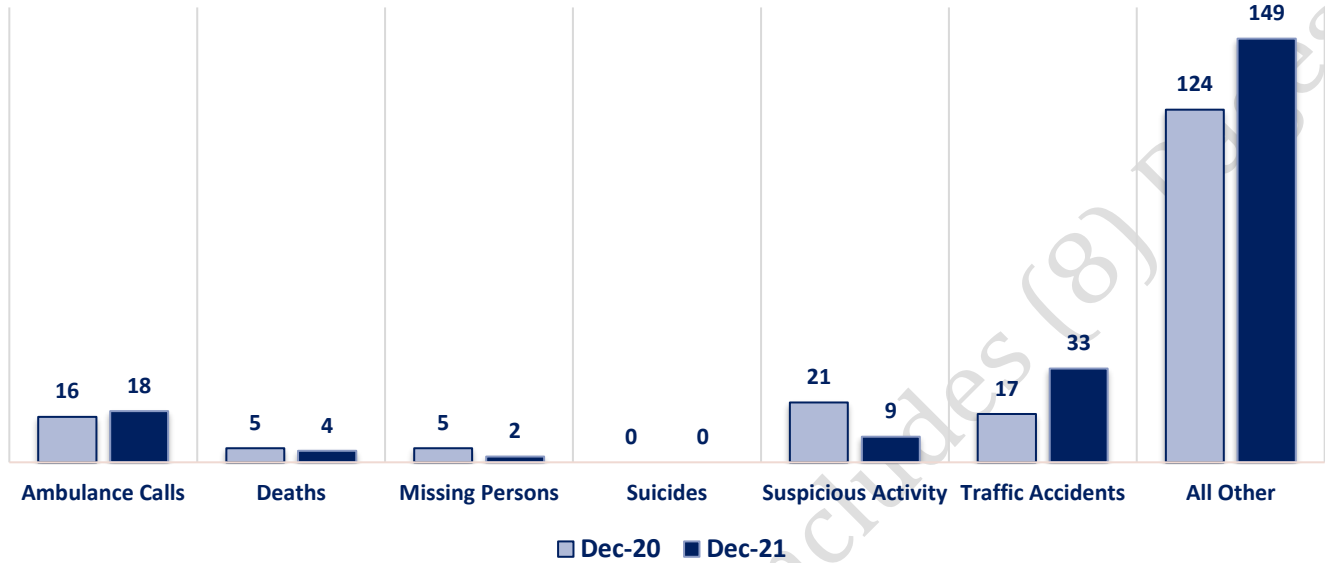
CompStat Offenses



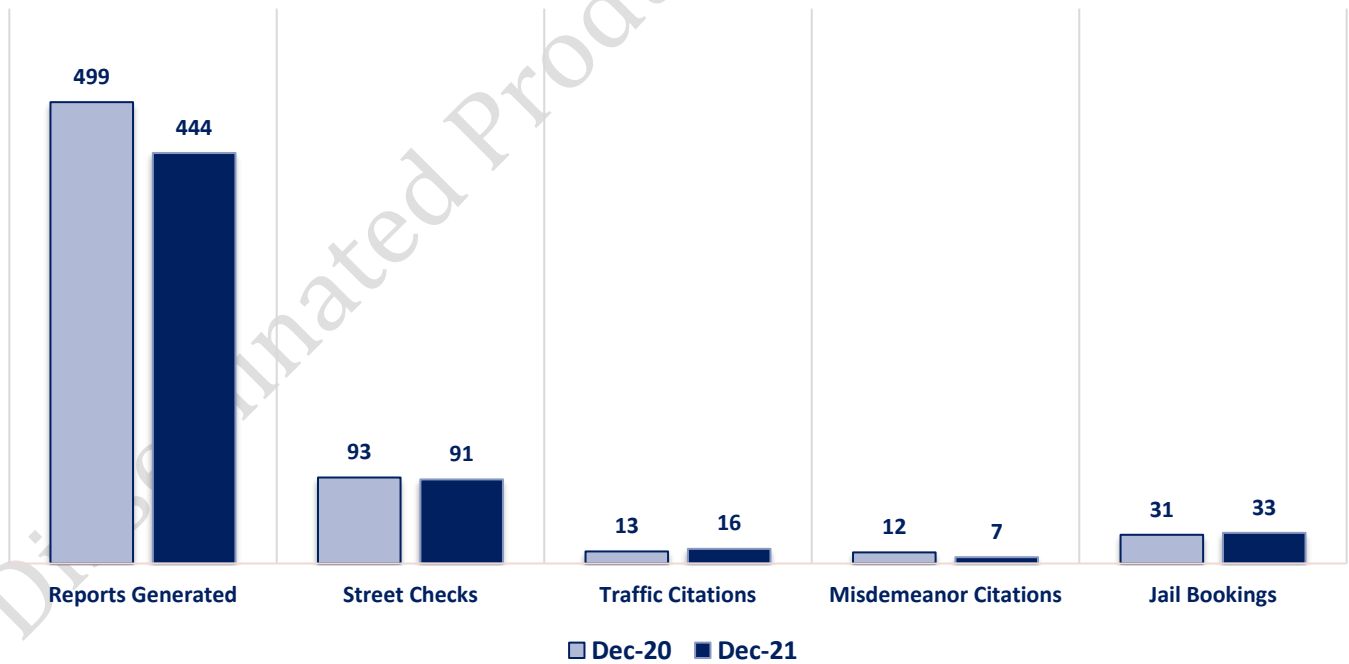
Extended CompStat Offenses



Non-UCR Offenses

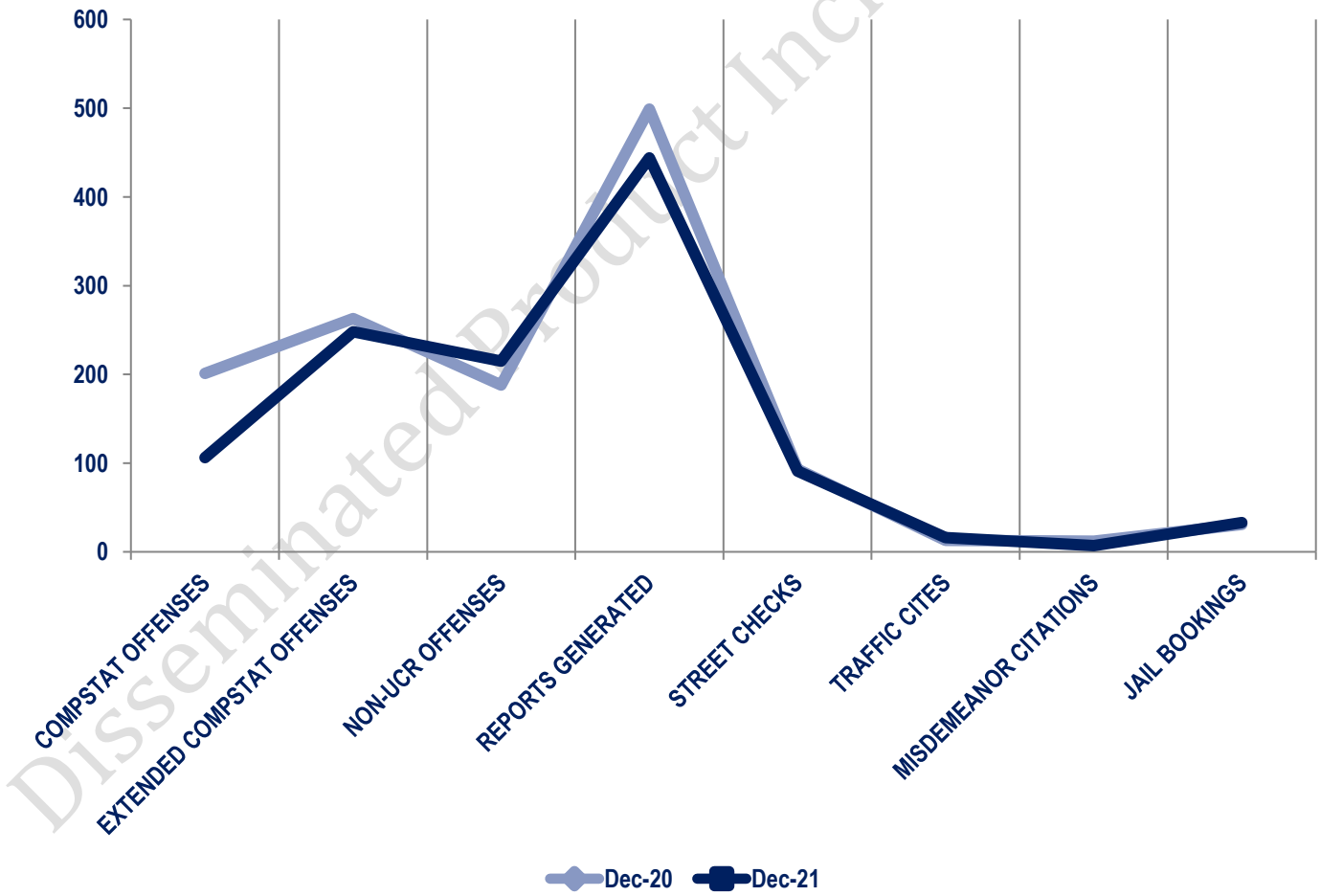


Other Event Totals



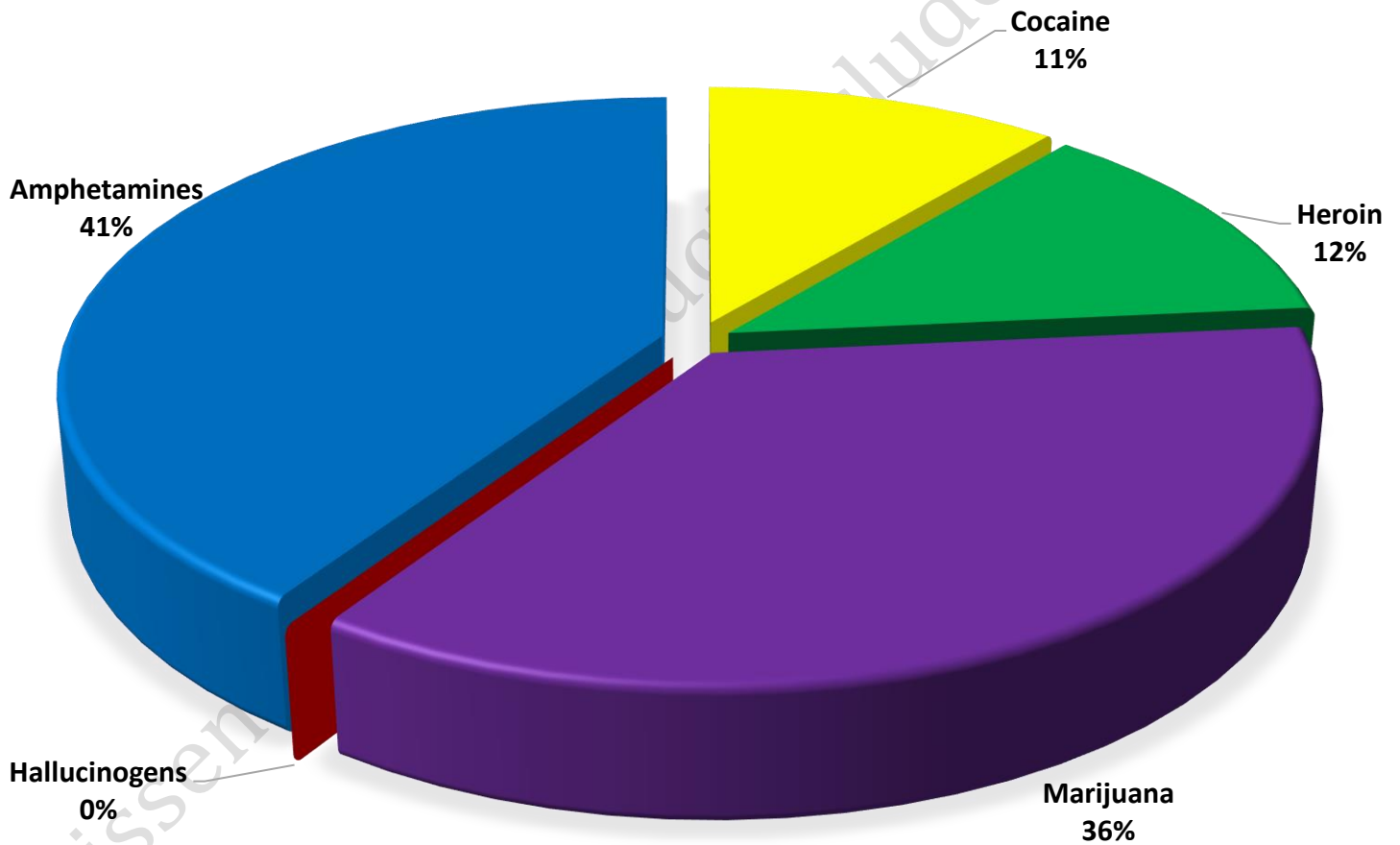
Combined Offense/Event Trends

	DEC 2020	DEC 2021
CompStat Offenses	201	106
Extended CompStat Offenses	263	248
Non-UCR Offenses	188	215
Reports Generated	499	444
Street Checks	93	91
Traffic Cites	13	16
Misdemeanor Citations	12	7
Jail Bookings	31	33



Seized Drugs

TYPE	DOSES	STREET VALUE
Cocaine	66.0	\$ 660.00
Heroin	74.0	\$ 740.00
Marijuana	213.8	\$ 1,282.80
Hallucinogens	0.0	\$ -
Amphetamines	242.0	\$ 2,420.00
TOTAL	595.8	\$ 5,102.80



CompStat & Extended CompStat Offenses - One Year

