



CITY COUNCIL DISTRICT #1 MONTHLY OFFENSE SUMMARY

January 2022

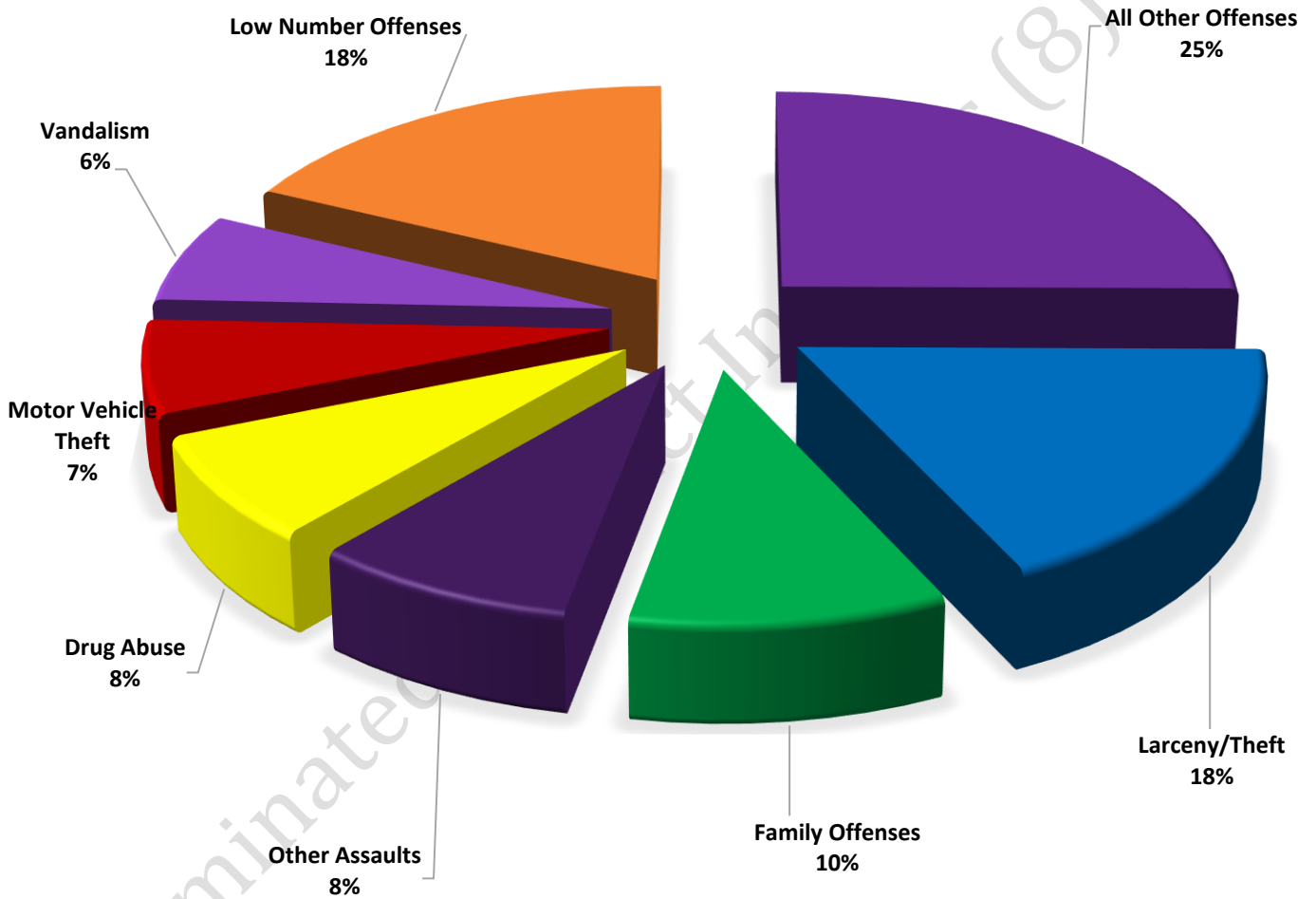
These figures represent preliminary counts of original Police Incident Reports and include all offenses within the above listed City Council District only. Full statistical analysis to determine the confidence level of this data has not been performed. The results contained herein are approximate in relation to the listed area and may not fully coincide with data shown in other areas of SLCPD's Crime Statistics page such as Calls for Service, Crimes Trending, and Crime Reports due to and reflective of departmental procedures that were in place at the time the event occurred and the date this data was compiled. Results displayed are not distinguished as attempted or completed crimes, do not include other calls for police service, and only represent police service where a report was made. Police Incident Reports are classified by primary offense categories as defined by the Uniform Crime Reporting (UCR) system, however for this report all offenses are included, and each incident may have more than one offense listed on it. In cases where there is more than one offense listed, all offenses are counted individually. Although every reasonable verification effort is made, the accuracy of any data is subject to the constraints of the report generation process as well as the manner, format, and point in time of any query.

-
- COMPSTAT OFFENSES:** (Part I) Chosen by the FBI as Part I Offenses because they are serious crimes that occur with regularity in all areas of the country and are likely to be reported to Police.
 - EXTENDED COMPSTAT OFFENSES:** (Part II) All other crimes other than the eight CompStat Offenses. The Uniform Crime Reporting Program gathers only arrest data for these offenses, however, SLCPD results displayed in this document display all of these, regardless of the presence of arrest data.
 - ALL OTHER OFFENSES:** Under the Extended CompStat Offense section, 'All Other Offenses' include Peeping Tom, Trespass, Kidnap/Abduction, Pornography, Extortion/Blackmail, Bribery, Warrants, Sexual Offenses, Obstruction, Public Peace, and Hit & Run.
 - NON-UCR OFFENSES:** Non-UCR Offenses include reports for all other offenses not classified as a CompStat or Extended CompStat Offense. Results displayed separate some of these offenses such as Ambulance Calls, Deaths, Missing Persons, Suicides, Suspicious Activity, and Traffic Accidents.
 - ALL OTHER NON-UCR:** Under the Non-UCR category, 'All Other' include the remainder of offenses not classified as CompStat or CompStat Extended and not separated from the Non-UCR Offenses. These include things such as Loud Parties, Barking Dogs, Mentally Ill Subjects, Citizen Assistance, etc.
 - LOW NUMBER OFFENSES:** On page two, in the interest of space and allowing for easier viewing, the category titled 'Low Number Offenses' include CompStat and Extended CompStat Offenses from page one that have totals under the amount of 17.

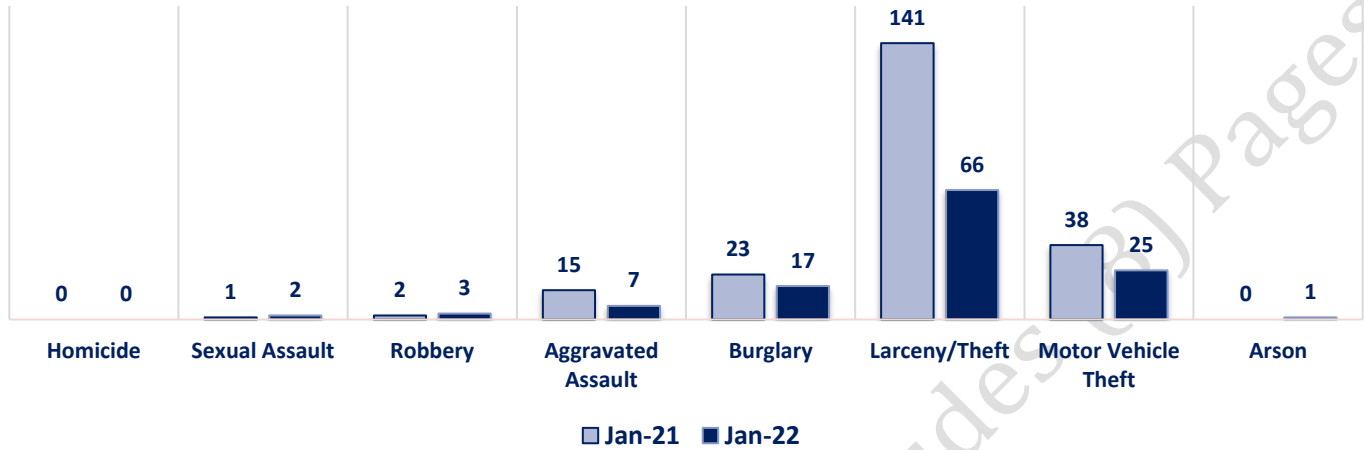
Offenses

		Offense	Jan-21	Jan-22	OFFENSE	Jan-21	Jan-22
COMPSTAT OFFENSES	VIOLENT	Homicide	0	0	Other Assaults	49	31
		Sexual Assault	1	2	Forgery/Counterfeiting	2	2
		Robbery	2	3	Fraud	19	11
		Aggravated Assault	15	7	Embezzlement	0	0
	PROPERTY	Burglary	23	17	Stolen Property	5	3
		Larceny/Theft	141	66	Vandalism	44	24
		Motor Vehicle Theft	38	25	Weapons	14	6
		Arson	0	1	Prostitution	0	0
COMPSTAT TOTALS		220	121	Sex Offenses	5	2	
NON-UCR OFFENSES	Ambulance Calls	19	18	Drug Abuse	24	28	
	Deaths	5	6	Gambling	0	0	
	Missing Persons	3	2	Family Offenses	46	37	
	Suicides	0	0	DUI	2	2	
	Suspicious Activity	21	17	Liquor Laws	0	0	
	Traffic Accidents	25	25	Drunkenness	3	3	
	All Other	137	139	Disorderly Conduct	5	7	
	NON-UCR TOTALS		210	207	All Other Offenses	91	93
TOTALS	COMPSTAT OFFENSES	220	121	Curfew/Loitering	0	0	
	EXTENDED COMPSTAT OFFENSES	314	249	Runaway	5	0	
	NON-UCR OFFENSES	210	207	EXTENDED COMPSTAT TOTALS	314	249	
	TOTAL	744	577				

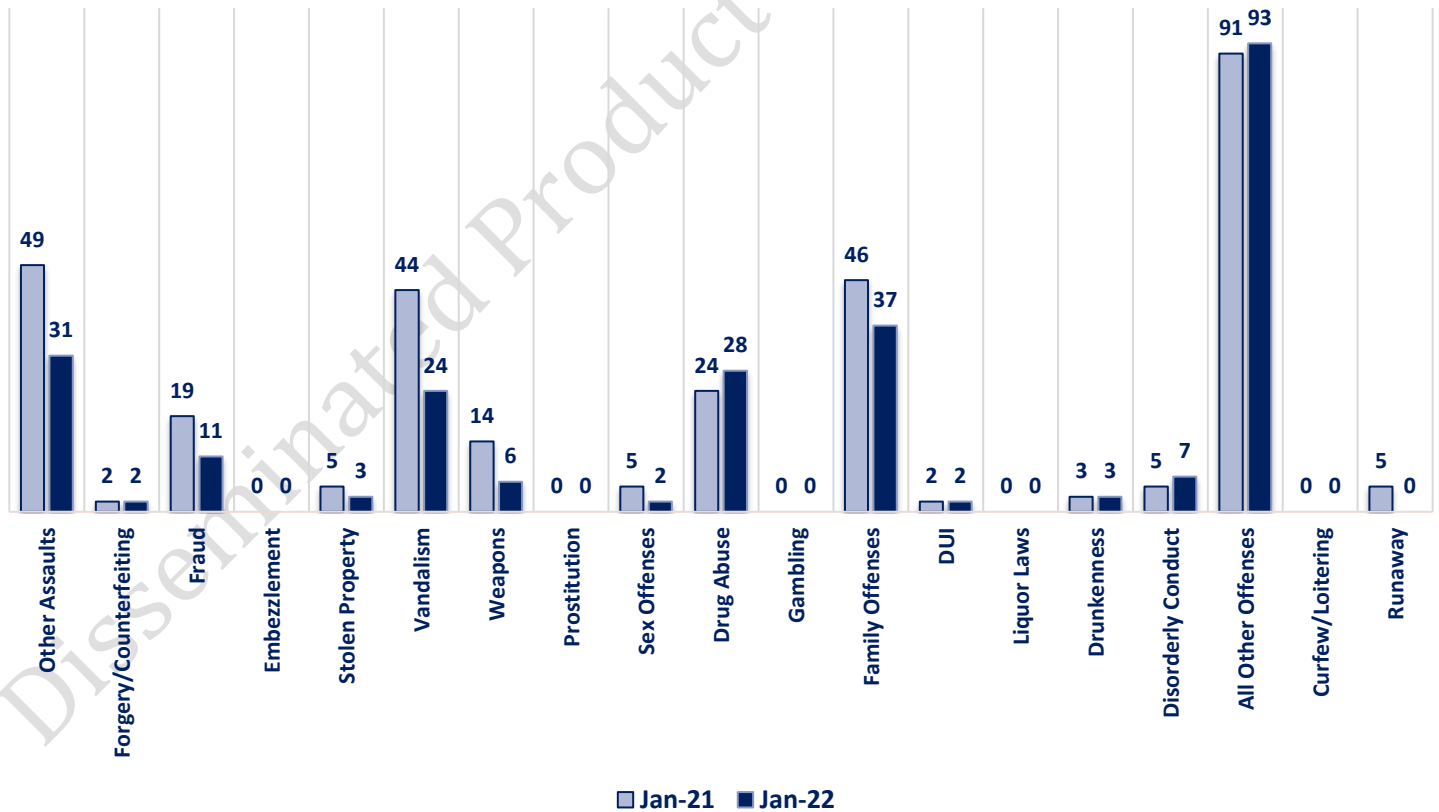
**JANUARY 2022 - COMPSTAT AND EXTENDED COMPSTAT
OFFENSE PERCENTAGES**



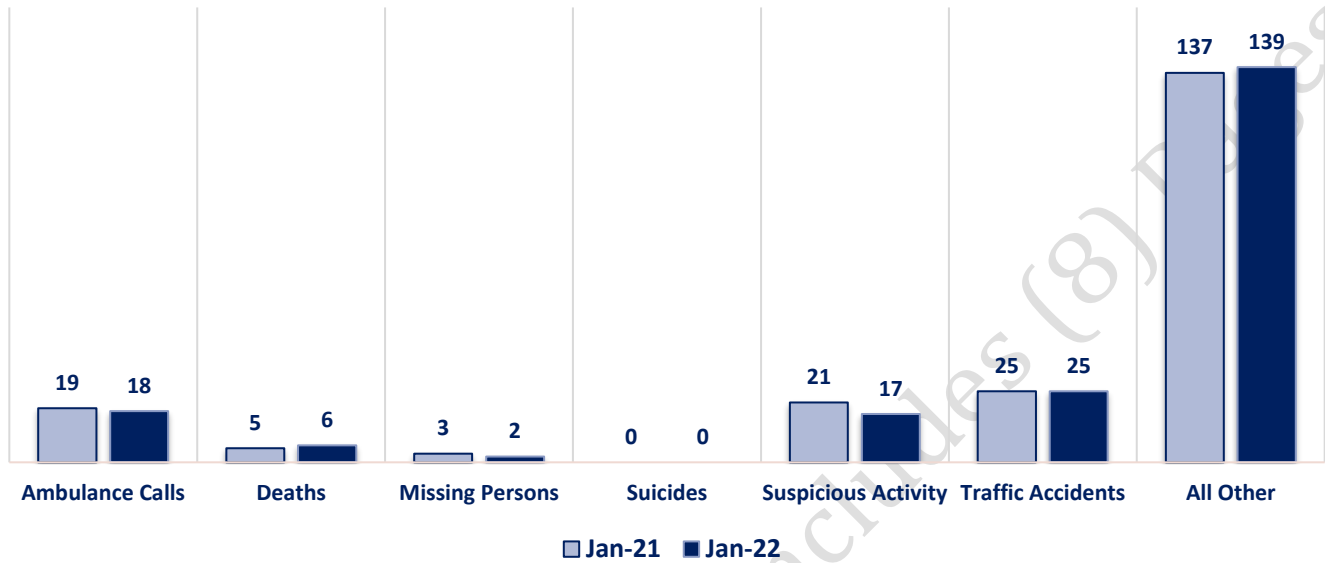
CompStat Offenses



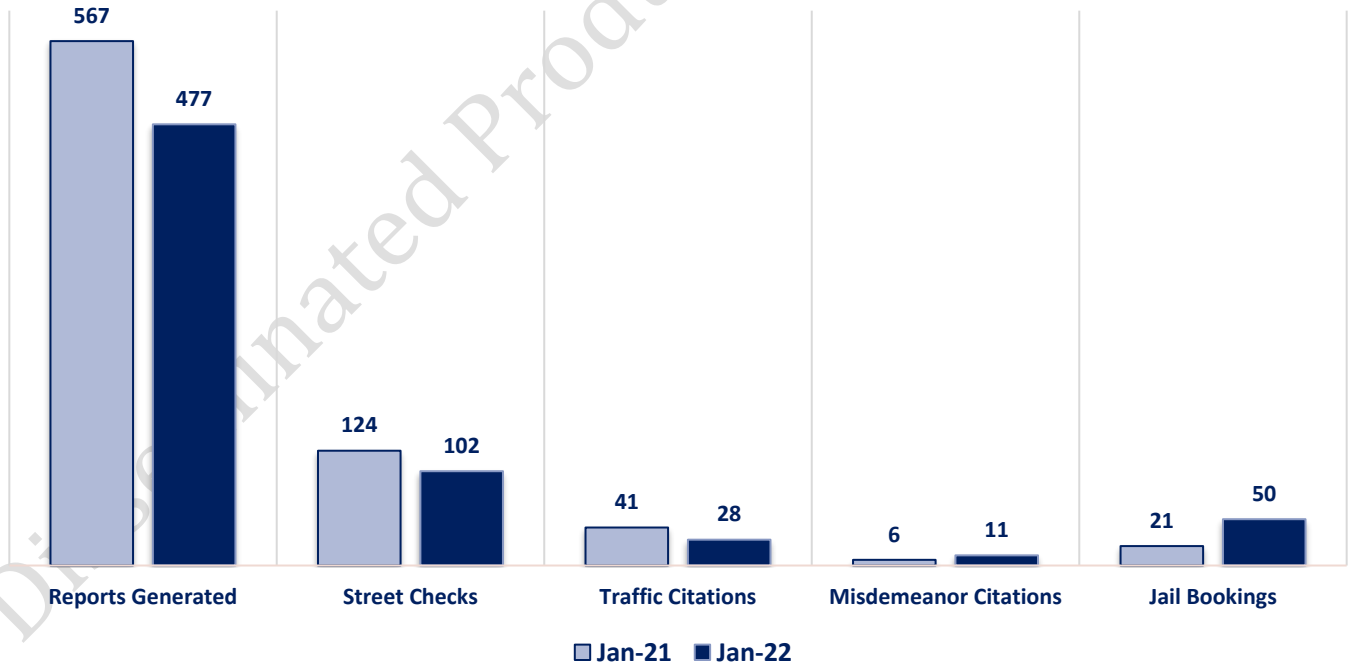
Extended CompStat Offenses



Non-UCR Offenses

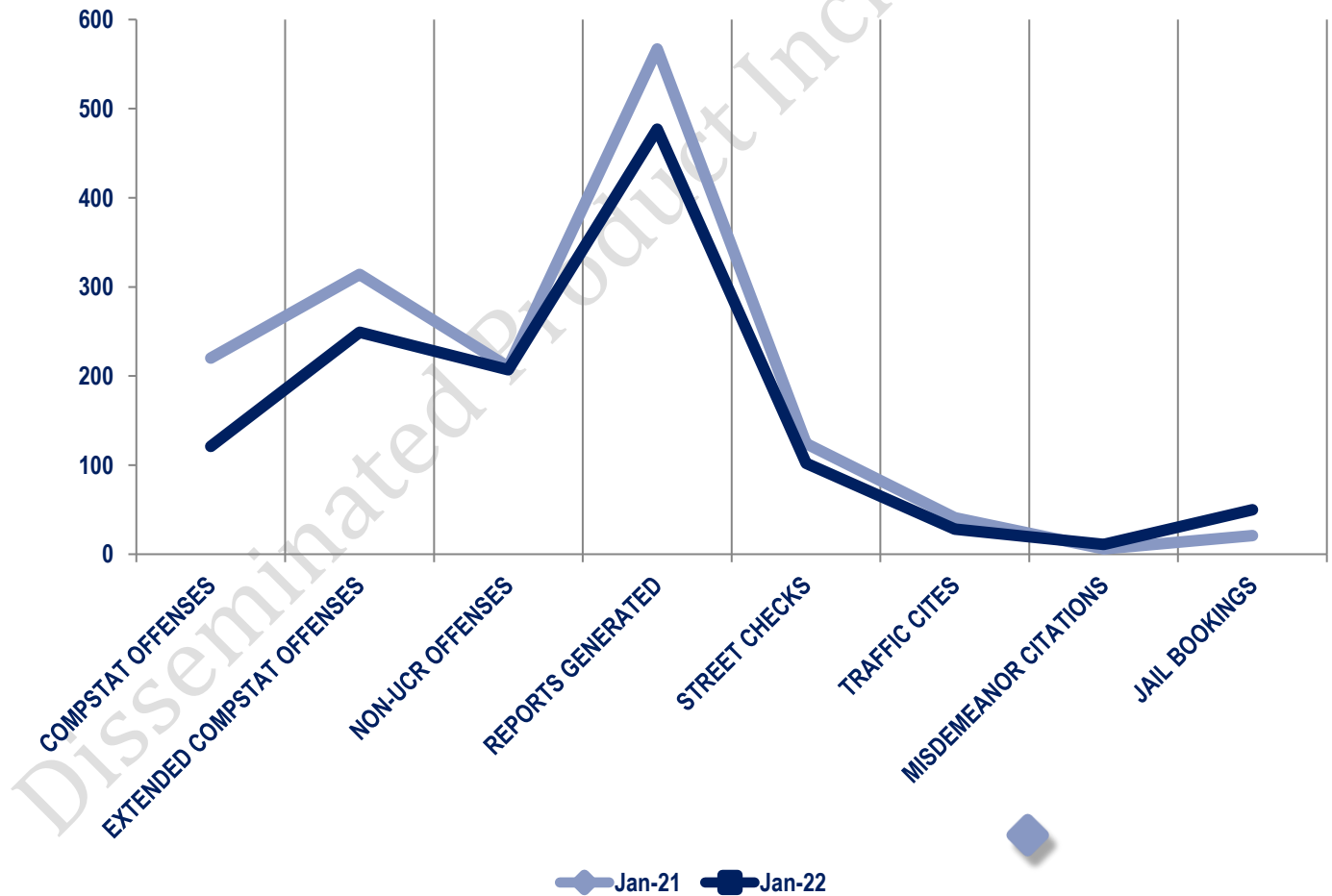


Other Event Totals



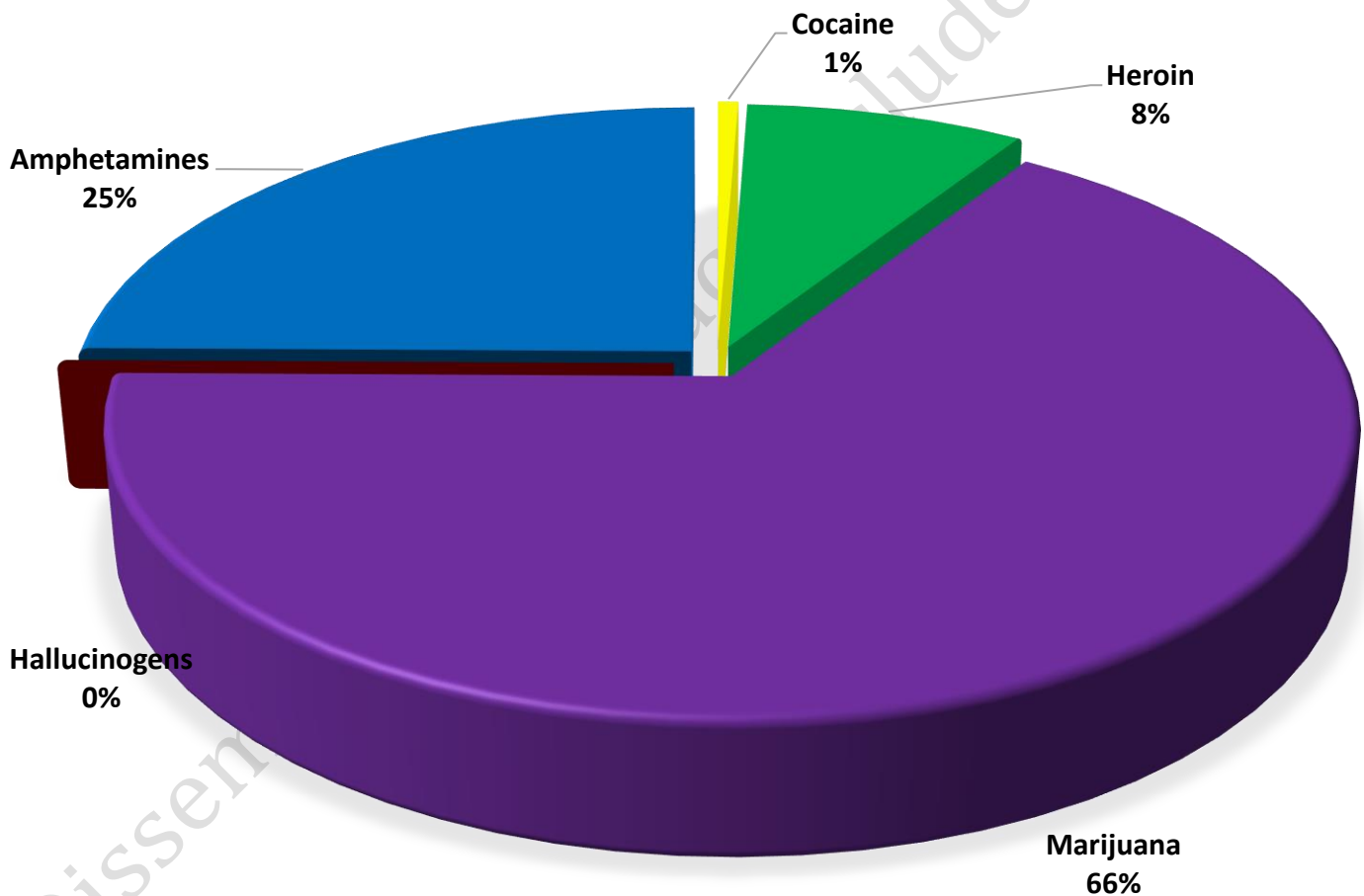
Combined Offense/Event Trends

	JAN 2021	JAN 2022
CompStat Offenses	220	121
Extended CompStat Offenses	314	249
Non-UCR Offenses	210	207
Reports Generated	567	477
Street Checks	124	102
Traffic Cites	41	28
Misdemeanor Citations	6	11
Jail Bookings	21	50



Seized Drugs

TYPE	DOSES	STREET VALUE
Cocaine	3.0	\$ 30.00
Heroin	41.0	\$ 410.00
Marijuana	319.6	\$ 1,917.49
Hallucinogens	0.0	\$ -
Amphetamines	120.0	\$ 1,200.10
TOTAL	483.6	\$ 3,557.59



CompStat & Extended CompStat Offenses - One Year

