



CITY COUNCIL DISTRICT #2 MONTHLY OFFENSE SUMMARY

January 2022

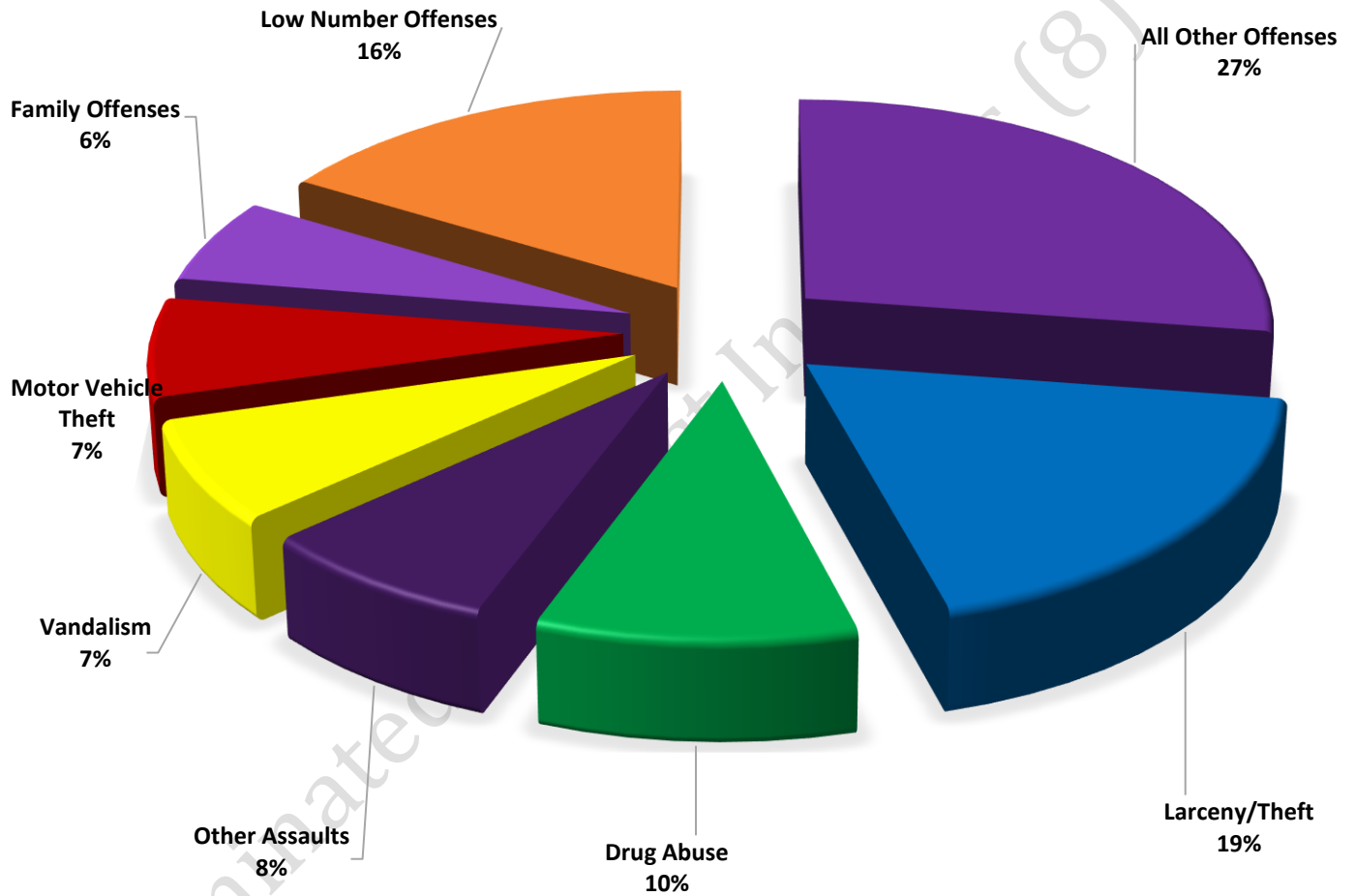
These figures represent preliminary counts of original Police Incident Reports and include all offenses within the above listed City Council District only. Full statistical analysis to determine the confidence level of this data has not been performed. The results contained herein are approximate in relation to the listed area and may not fully coincide with data shown in other areas of SLCPD's Crime Statistics page such as Calls for Service, Crimes Trending, and Crime Reports due to and reflective of departmental procedures that were in place at the time the event occurred and the date this data was compiled. Results displayed are not distinguished as attempted or completed crimes, do not include other calls for police service, and only represent police service where a report was made. Police Incident Reports are classified by primary offense categories as defined by the Uniform Crime Reporting (UCR) system, however for this report all offenses are included, and each incident may have more than one offense listed on it. In cases where there is more than one offense listed, all offenses are counted individually. Although every reasonable verification effort is made, the accuracy of any data is subject to the constraints of the report generation process as well as the manner, format, and point in time of any query.

-
- COMPSTAT OFFENSES:**
(Part I)
 Chosen by the FBI as Part I Offenses because they are serious crimes that occur with regularity in all areas of the country and are likely to be reported to Police.
 - EXTENDED COMPSTAT OFFENSES:**
(Part II)
 All other crimes other than the eight CompStat Offenses. The Uniform Crime Reporting Program gathers only arrest data for these offenses, however, SLCPD results displayed in this document display all of these, regardless of the presence of arrest data.
 - ALL OTHER OFFENSES:**
Under the Extended CompStat Offense section, 'All Other Offenses' include Peeping Tom, Trespass, Kidnap/Abduction, Pornography, Extortion/Blackmail, Bribery, Warrants, Sexual Offenses, Obstruction, Public Peace, and Hit & Run.
 - NON-UCR OFFENSES:**
Non-UCR Offenses include reports for all other offenses not classified as a CompStat or Extended CompStat Offense. Results displayed separate some of these offenses such as Ambulance Calls, Deaths, Missing Persons, Suicides, Suspicious Activity, and Traffic Accidents.
 - ALL OTHER NON-UCR:**
Under the Non-UCR category, 'All Other' include the remainder of offenses not classified as CompStat or CompStat Extended and not separated from the Non-UCR Offenses. These include things such as Loud Parties, Barking Dogs, Mentally Ill Subjects, Citizen Assistance, etc.
 - LOW NUMBER OFFENSES:**
On page two, in the interest of space and allowing for easier viewing, the category titled 'Low Number Offenses' include CompStat and Extended CompStat Offenses from page one that have totals under the amount of 20.

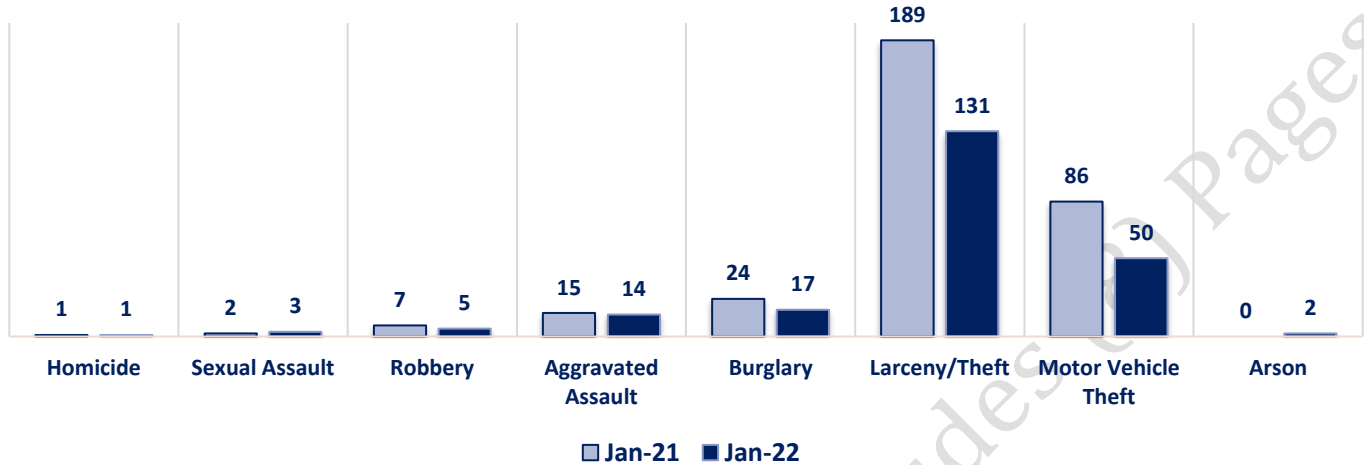
Offenses

		Offense	Jan-21	Jan-22	OFFENSE	Jan-21	Jan-22	
COMPSTAT OFFENSES	VIOLENT	Homicide	1	1	Other Assaults	55	54	
		Sexual Assault	2	3	Forgery/Counterfeiting	4	2	
		Robbery	7	5	Fraud	29	20	
		Aggravated Assault	15	14	Embezzlement	0	1	
	PROPERTY	Burglary	24	17	Stolen Property	19	14	
		Larceny/Theft	189	131	Vandalism	61	51	
		Motor Vehicle Theft	86	50	Weapons	22	7	
		Arson	0	2	Prostitution	0	0	
		COMPSTAT TOTALS	324	223	Sex Offenses	3	2	
NON-UCR OFFENSES	Ambulance Calls	19	28	Drug Abuse	73	70		
	Deaths	8	9	Gambling	0	0		
	Missing Persons	6	6	Family Offenses	49	43		
	Suicides	0	0	DUI	11	11		
	Suspicious Activity	20	26	Liquor Laws	0	2		
	Traffic Accidents	71	53	Drunkenness	4	9		
	All Other	217	251	Disorderly Conduct	5	6		
			NON-UCR TOTALS	341	373	All Other Offenses	169	194
TOTALS			COMPSTAT OFFENSES	324	223	Curfew/Loitering	0	0
			EXTENDED COMPSTAT OFFENSES	504	486	Runaway	0	0
			NON-UCR OFFENSES	341	373	EXTENDED COMPSTAT TOTALS	504	486
			TOTAL	1169	1082			

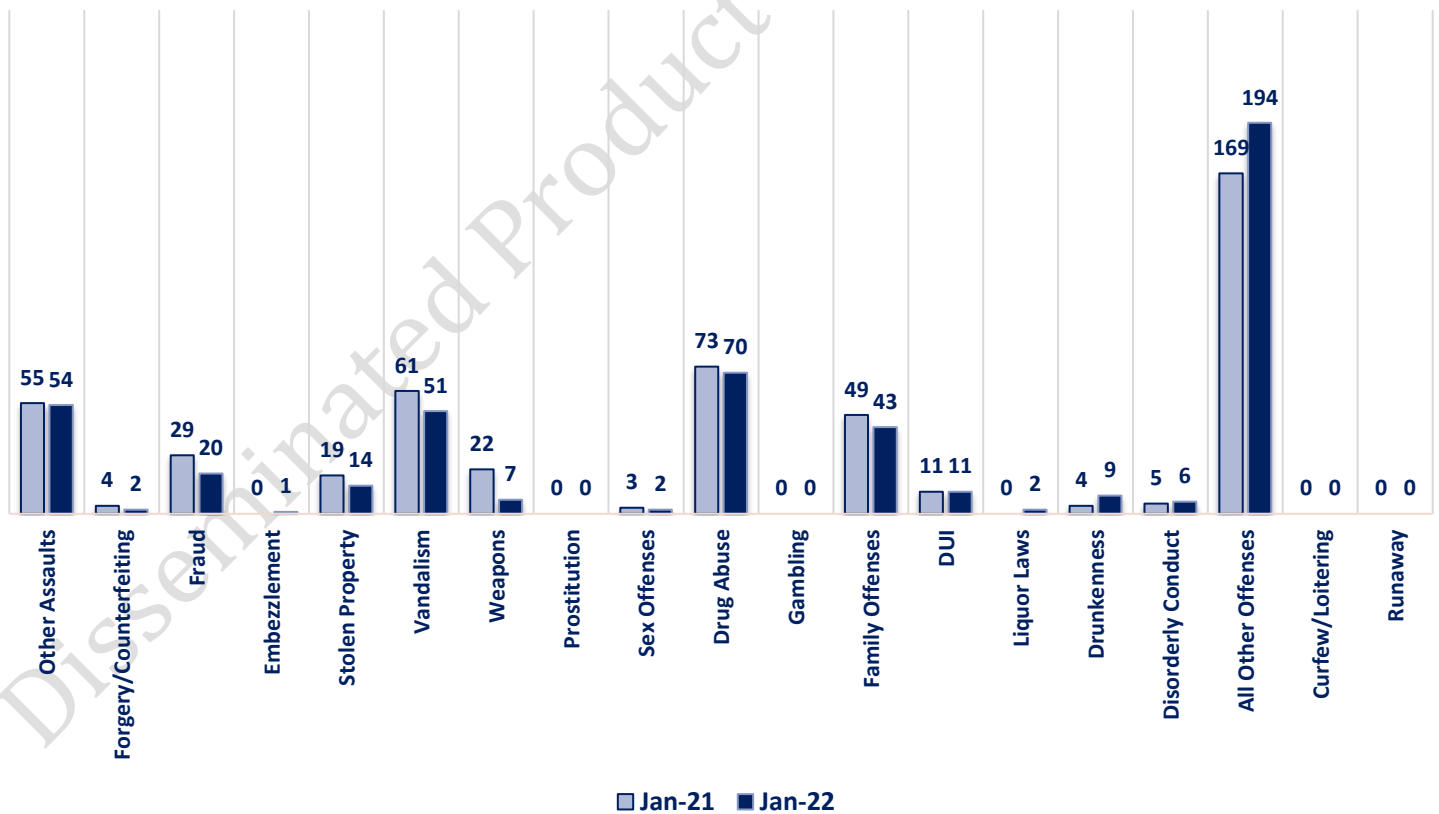
**JANUARY 2022 - COMPSTAT AND EXTENDED COMPSTAT
OFFENSE PERCENTAGES**



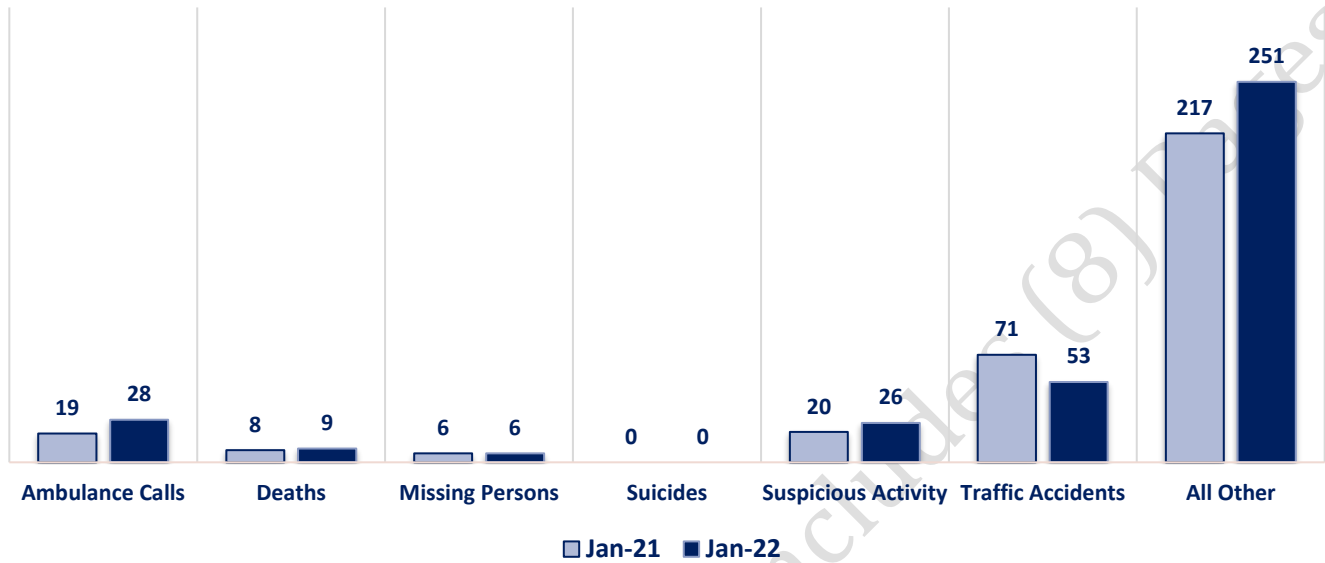
CompStat Offenses



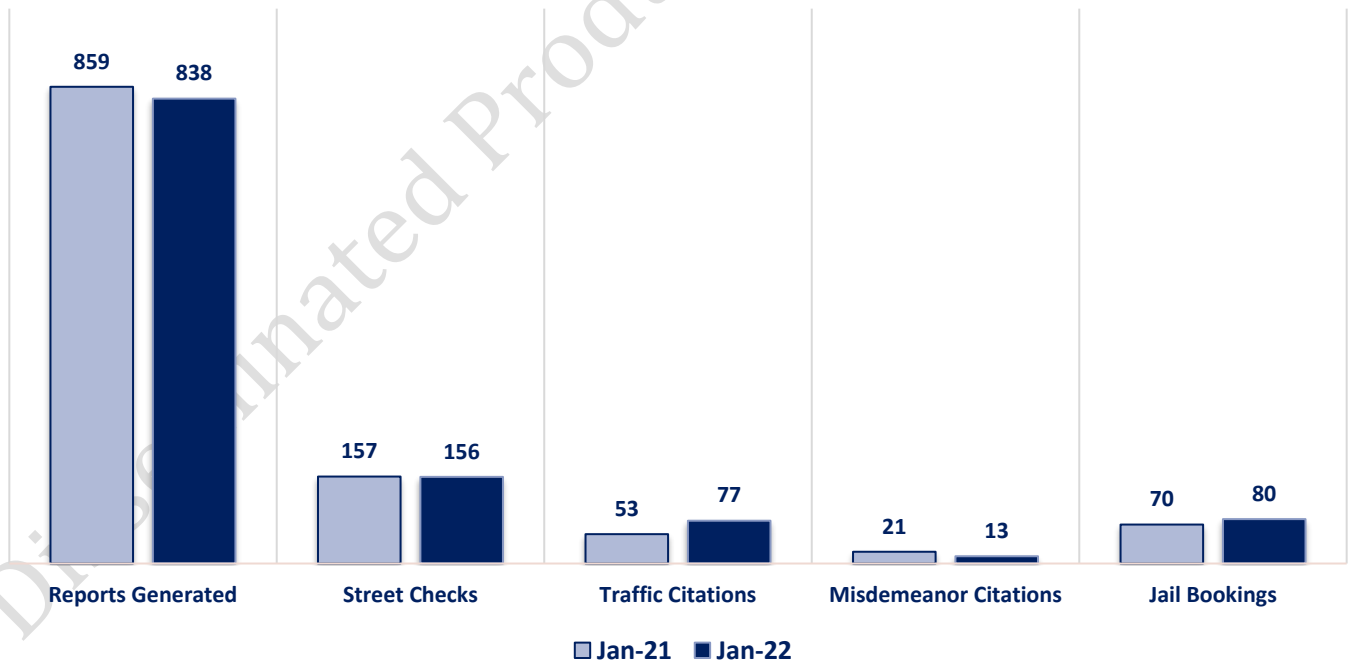
Extended CompStat Offenses



Non-UCR Offenses

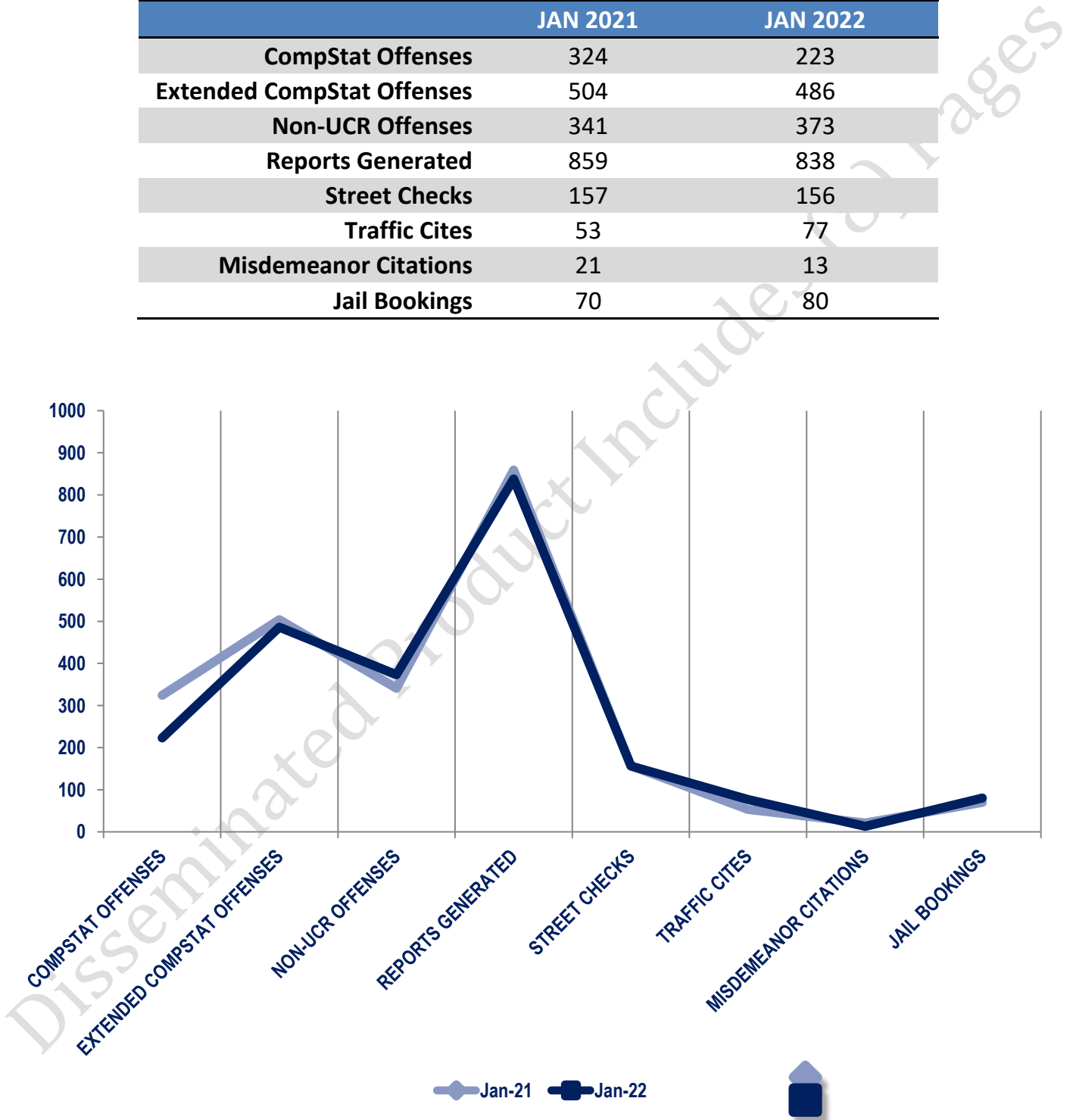


Other Event Totals



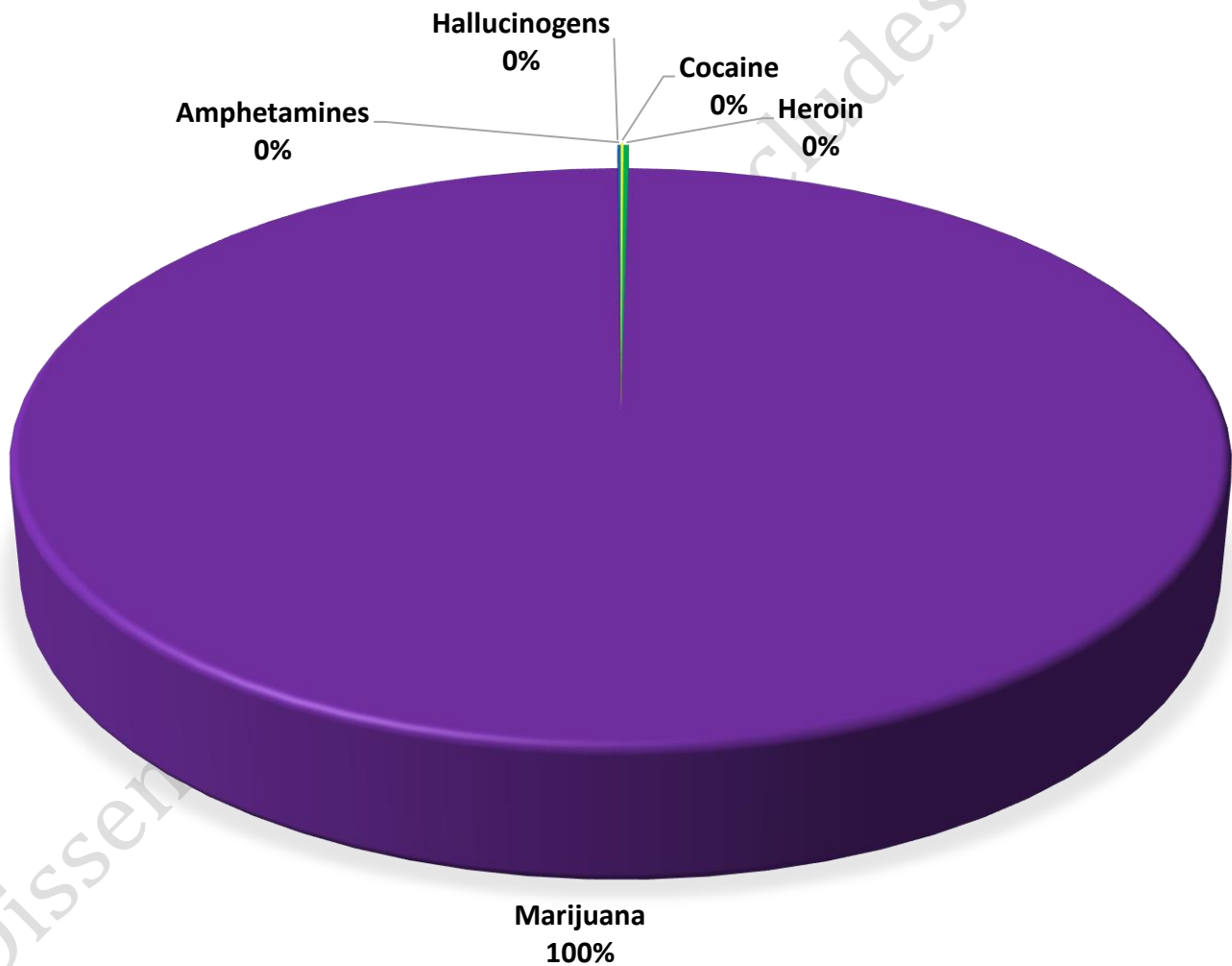
Combined Offense/Event Trends

	JAN 2021	JAN 2022
CompStat Offenses	324	223
Extended CompStat Offenses	504	486
Non-UCR Offenses	341	373
Reports Generated	859	838
Street Checks	157	156
Traffic Cites	53	77
Misdemeanor Citations	21	13
Jail Bookings	70	80

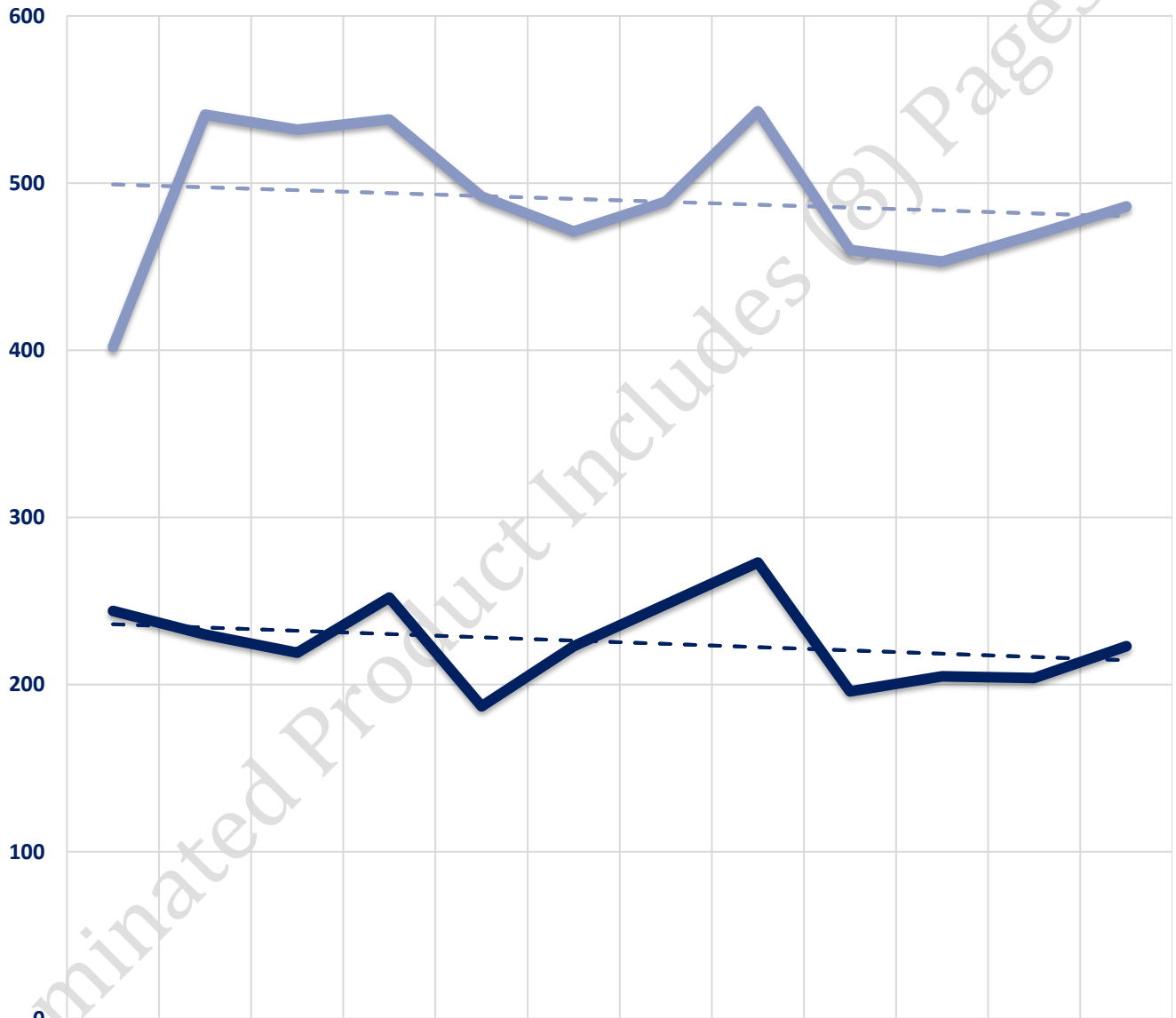


Seized Drugs

TYPE	DOSES	STREET VALUE
Cocaine	504.0	\$ 5,040.00
Heroin	1094.1	\$ 10,941.00
Marijuana	658837.7	\$ 3,953,026.00
Hallucinogens	0.9	\$ 1.76
Amphetamines	646.1	\$ 6,461.00
TOTAL	661082.7	\$ 3,975,469.76



CompStat & Extended CompStat Offenses - One Year



	FEB 2021	MAR 2021	APR 2021	MAY 2021	JUN 2021	JUL 2021	AUG 2021	SEPT 2021	OCT 2021	NOV 2021	DEC 2021	JAN 2022
CompStat	244	230	219	252	187	223	248	273	196	205	204	223
Extended CompStat	402	541	532	538	492	471	489	543	460	453	469	486
CompStat	----- Part II Linear Forecast											
Extended CompStat	----- Linear (Extended CompStat)											