



CITY COUNCIL DISTRICT #3 MONTHLY OFFENSE SUMMARY

January 2022

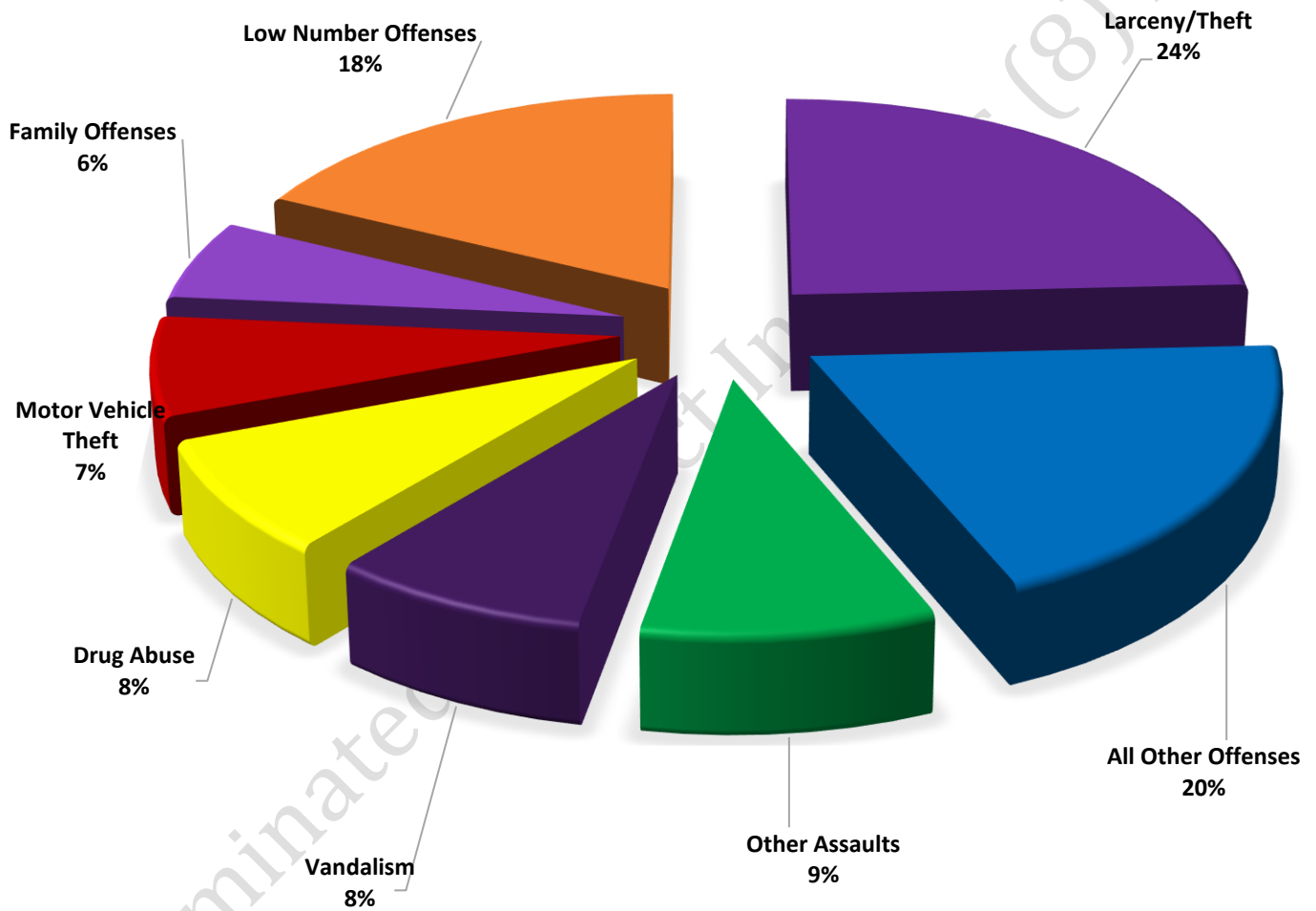
These figures represent preliminary counts of original Police Incident Reports and include all offenses within the above listed City Council District only. Full statistical analysis to determine the confidence level of this data has not been performed. The results contained herein are approximate in relation to the listed area and may not fully coincide with data shown in other areas of SLCPD's Crime Statistics page such as Calls for Service, Crimes Trending, and Crime Reports due to and reflective of departmental procedures that were in place at the time the event occurred and the date this data was compiled. Results displayed are not distinguished as attempted or completed crimes, do not include other calls for police service, and only represent police service where a report was made. Police Incident Reports are classified by primary offense categories as defined by the Uniform Crime Reporting (UCR) system, however for this report all offenses are included, and each incident may have more than one offense listed on it. In cases where there is more than one offense listed, all offenses are counted individually. Although every reasonable verification effort is made, the accuracy of any data is subject to the constraints of the report generation process as well as the manner, format, and point in time of any query.

-
- COMPSTAT OFFENSES:**
(Part I) Chosen by the FBI as Part I Offenses because they are serious crimes that occur with regularity in all areas of the country and are likely to be reported to Police.
 - EXTENDED COMPSTAT OFFENSES:**
(Part II) All other crimes other than the eight CompStat Offenses. The Uniform Crime Reporting Program gathers only arrest data for these offenses, however, SLCPD results displayed in this document display all of these, regardless of the presence of arrest data.
 - ALL OTHER OFFENSES:** Under the Extended CompStat Offense section, 'All Other Offenses' include Peeping Tom, Trespass, Kidnap/Abduction, Pornography, Extortion/Blackmail, Bribery, Warrants, Sexual Offenses, Obstruction, Public Peace, and Hit & Run.
 - NON-UCR OFFENSES:** Non-UCR Offenses include reports for all other offenses not classified as a CompStat or Extended CompStat Offense. Results displayed separate some of these offenses such as Ambulance Calls, Deaths, Missing Persons, Suicides, Suspicious Activity, and Traffic Accidents.
 - ALL OTHER NON-UCR:** Under the Non-UCR category, 'All Other' include the remainder of offenses not classified as CompStat or CompStat Extended and not separated from the Non-UCR Offenses. These include things such as Loud Parties, Barking Dogs, Mentally Ill Subjects, Citizen Assistance, etc.
 - LOW NUMBER OFFENSES:** On page two, in the interest of space and allowing for easier viewing, the category titled 'Low Number Offenses' include CompStat and Extended CompStat Offenses from page one that have totals under the amount of 15.

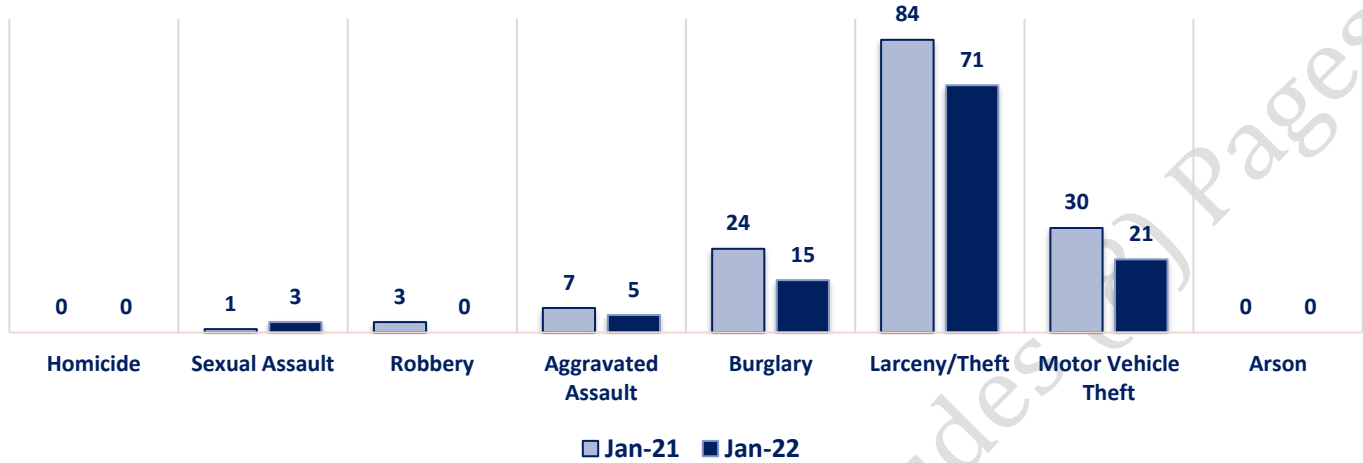
Offenses

		Offense	Jan-21	Jan-22	OFFENSE	Jan-21	Jan-22
COMPSTAT OFFENSES	VIOLENT	Homicide	0	0	Other Assaults	33	27
		Sexual Assault	1	3	Forgery/Counterfeiting	0	0
		Robbery	3	0	Fraud	10	11
		Aggravated Assault	7	5	Embezzlement	0	0
	PROPERTY	Burglary	24	15	Stolen Property	1	2
		Larceny/Theft	84	71	Vandalism	27	24
		Motor Vehicle Theft	30	21	Weapons	4	2
		Arson	0	0	Prostitution	0	1
COMPSTAT TOTALS		149	115	Sex Offenses	0	0	
NON-UCR OFFENSES	Ambulance Calls	8	13	Drug Abuse	13	24	
	Deaths	2	8	Gambling	0	0	
	Missing Persons	5	3	Family Offenses	42	17	
	Suicides	0	1	DUI	6	9	
	Suspicious Activity	22	18	Liquor Laws	0	2	
	Traffic Accidents	26	26	Drunkenness	2	2	
	All Other	108	101	Disorderly Conduct	8	0	
	NON-UCR TOTALS		171	170	All Other Offenses	43	57
COMPSTAT OFFENSES		149	115	Curfew/Loitering	0	0	
TOTALS	EXTENDED COMPSTAT OFFENSES	190	178	Runaway	1	0	
	NON-UCR OFFENSES	171	170	EXTENDED COMPSTAT TOTALS		190	178
	TOTAL	510	463				

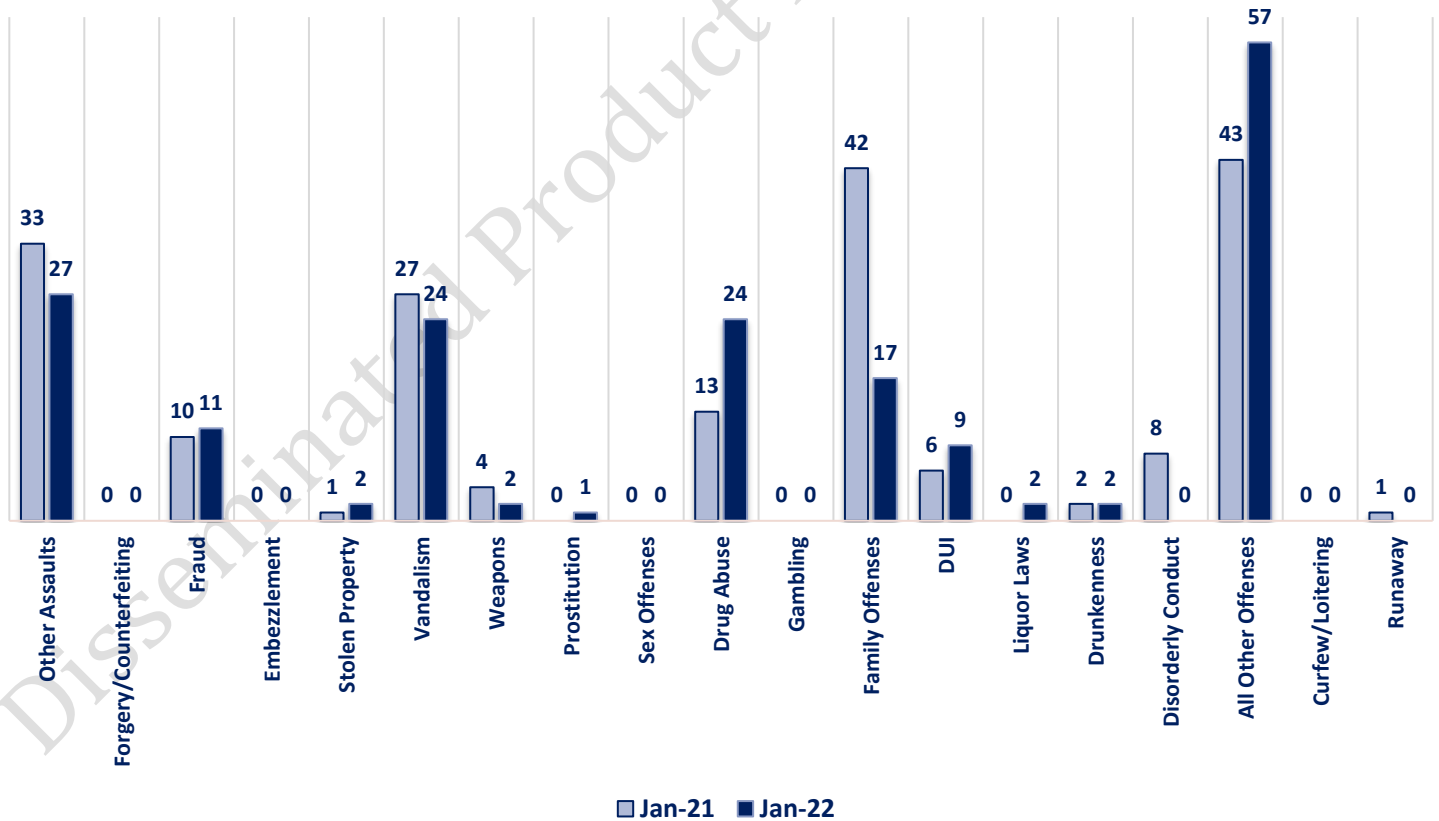
**JANUARY 2022 - COMPSTAT AND EXTENDED COMPSTAT
OFFENSE PERCENTAGES**



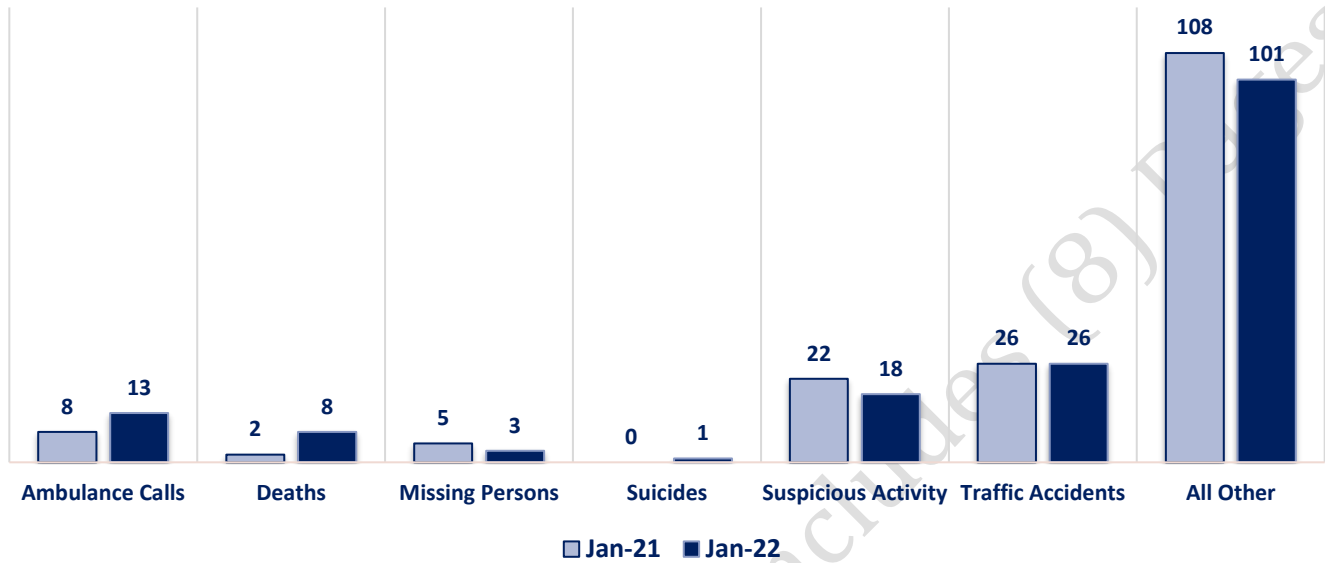
CompStat Offenses



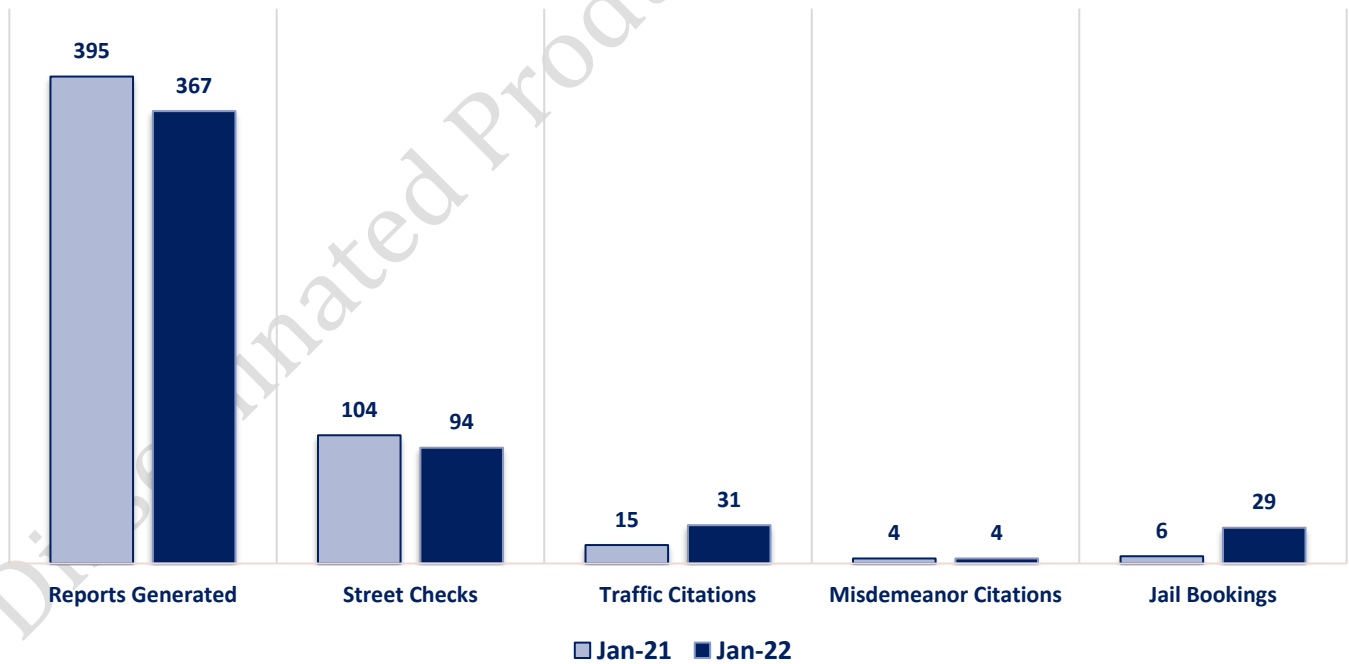
Extended CompStat Offenses



Non-UCR Offenses

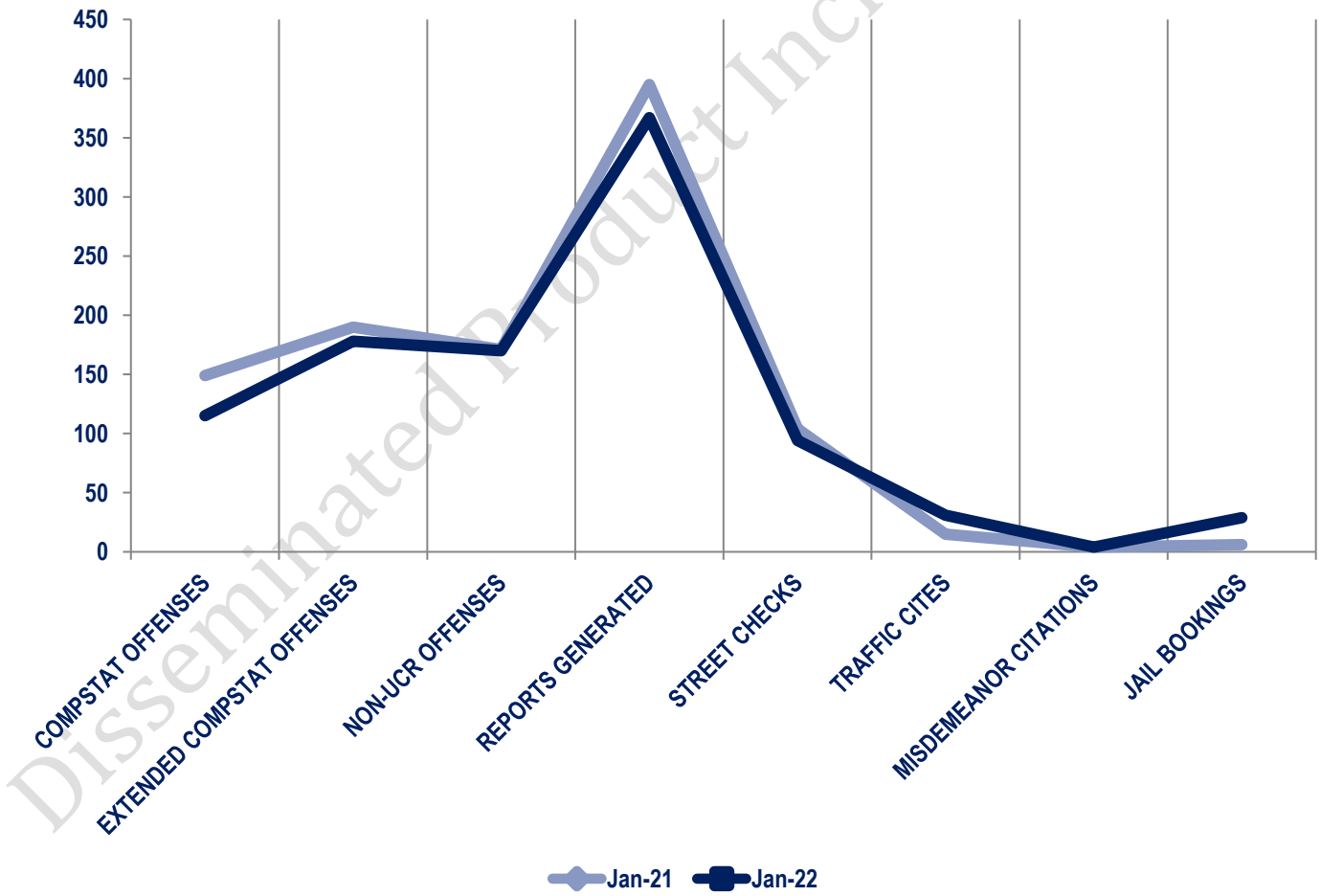


Other Event Totals



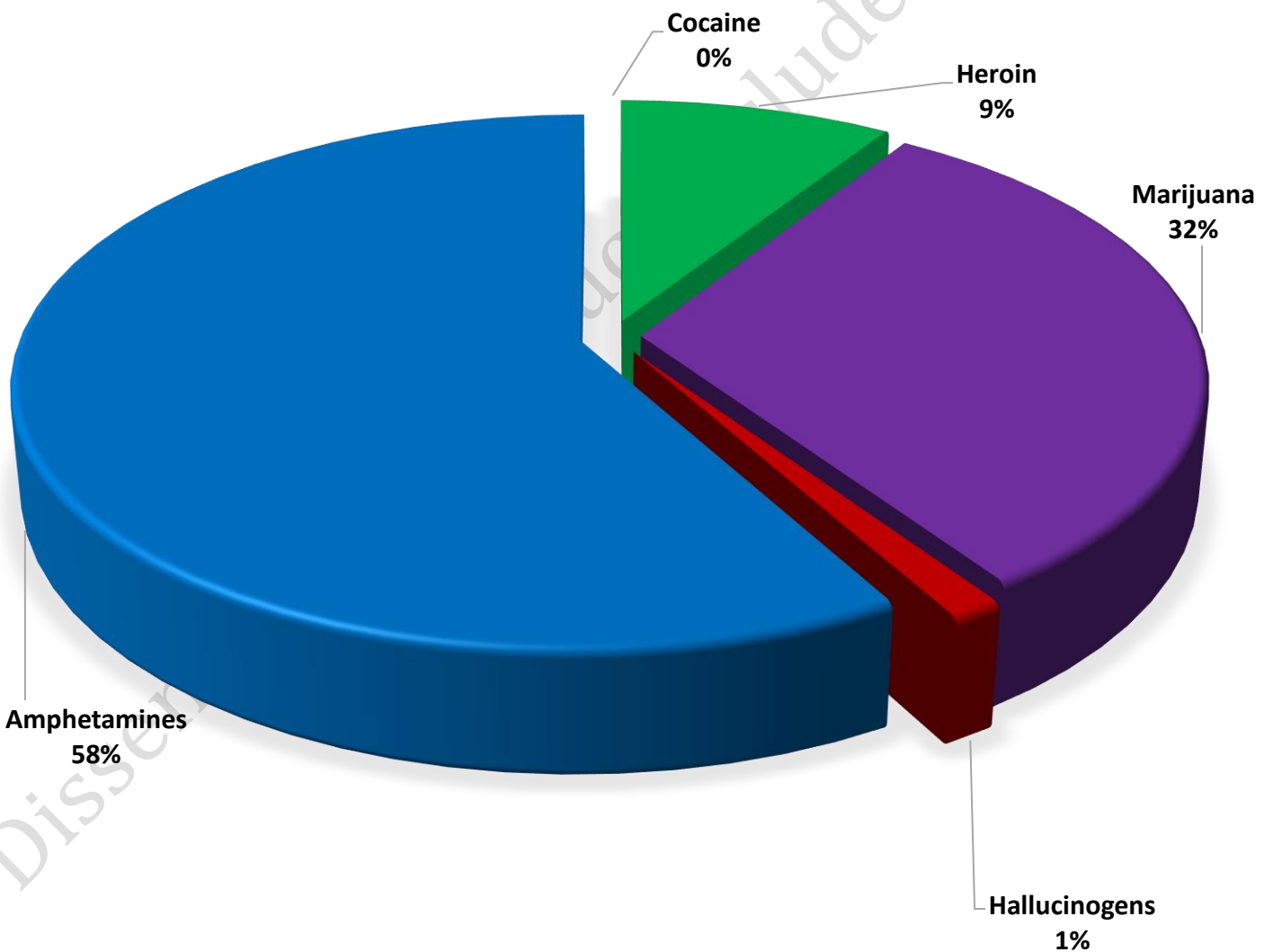
Combined Offense/Event Trends

	JAN 2021	JAN 2022
CompStat Offenses	149	115
Extended CompStat Offenses	190	178
Non-UCR Offenses	171	170
Reports Generated	395	367
Street Checks	104	94
Traffic Cites	15	31
Misdemeanor Citations	4	4
Jail Bookings	6	29



Seized Drugs

TYPE	DOSES	STREET VALUE	
Cocaine	0.0	\$	-
Heroin	78.0	\$	780.00
Marijuana	269.7	\$	1,618.02
Hallucinogens	11.3	\$	22.58
Amphetamines	499.0	\$	4,990.00
TOTAL	858.0	\$	7,410.59



CompStat & Extended CompStat Offenses - One Year

