



CITY COUNCIL DISTRICT #4 MONTHLY OFFENSE SUMMARY

January 2022

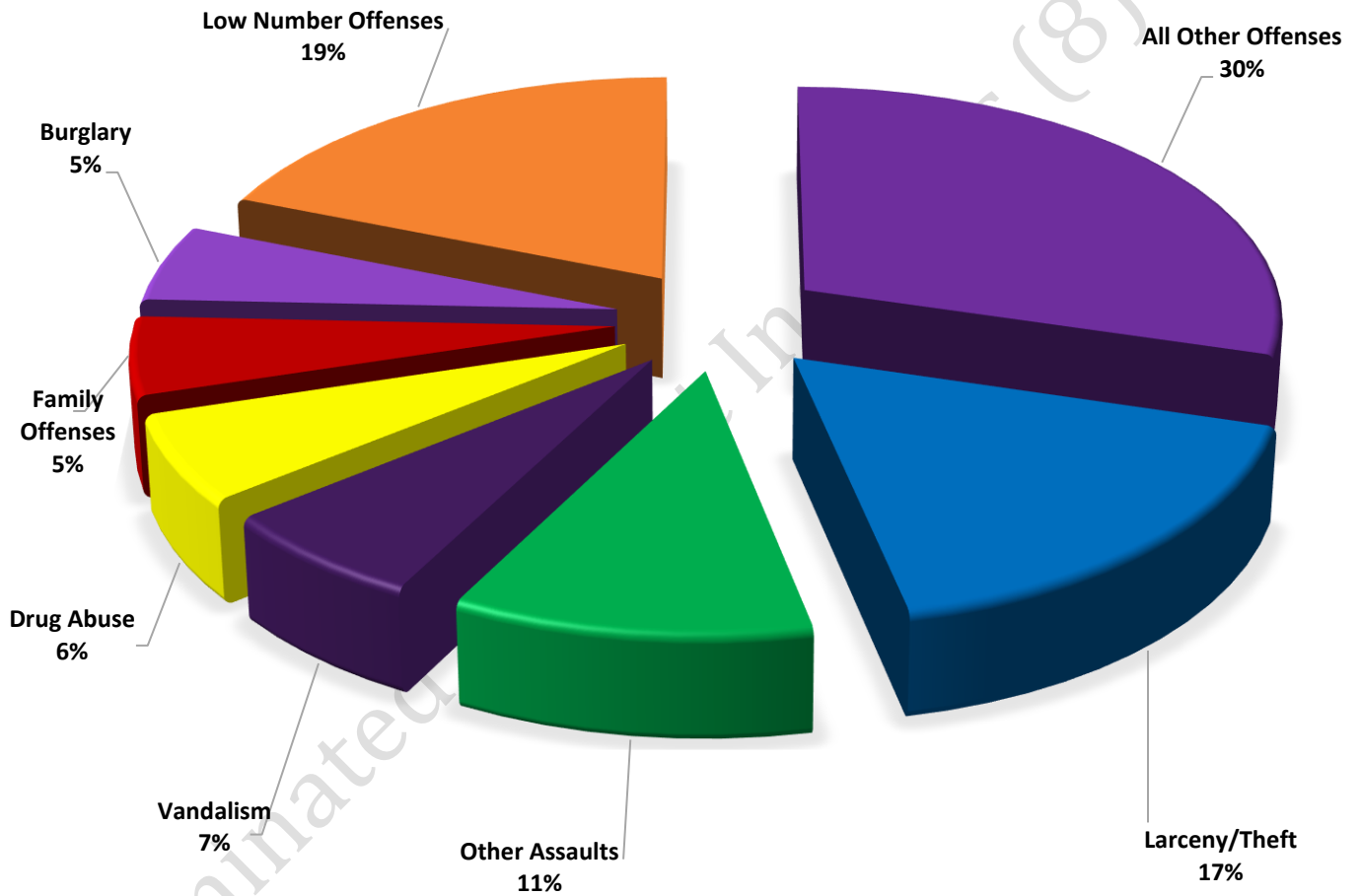
These figures represent preliminary counts of original Police Incident Reports and include all offenses within the above listed City Council District only. Full statistical analysis to determine the confidence level of this data has not been performed. The results contained herein are approximate in relation to the listed area and may not fully coincide with data shown in other areas of SLCPD's Crime Statistics page such as Calls for Service, Crimes Trending, and Crime Reports due to and reflective of departmental procedures that were in place at the time the event occurred and the date this data was compiled. Results displayed are not distinguished as attempted or completed crimes, do not include other calls for police service, and only represent police service where a report was made. Police Incident Reports are classified by primary offense categories as defined by the Uniform Crime Reporting (UCR) system, however for this report all offenses are included, and each incident may have more than one offense listed on it. In cases where there is more than one offense listed, all offenses are counted individually. Although every reasonable verification effort is made, the accuracy of any data is subject to the constraints of the report generation process as well as the manner, format, and point in time of any query.

-
- COMPSTAT OFFENSES:** (Part I) Chosen by the FBI as Part I Offenses because they are serious crimes that occur with regularity in all areas of the country and are likely to be reported to Police.
 - EXTENDED COMPSTAT OFFENSES:** (Part II) All other crimes other than the eight CompStat Offenses. The Uniform Crime Reporting Program gathers only arrest data for these offenses, however, SLCPD results displayed in this document display all of these, regardless of the presence of arrest data.
 - ALL OTHER OFFENSES:** Under the Extended CompStat Offense section, 'All Other Offenses' include Peeping Tom, Trespass, Kidnap/Abduction, Pornography, Extortion/Blackmail, Bribery, Warrants, Sexual Offenses, Obstruction, Public Peace, and Hit & Run.
 - NON-UCR OFFENSES:** Non-UCR Offenses include reports for all other offenses not classified as a CompStat or Extended CompStat Offense. Results displayed separate some of these offenses such as Ambulance Calls, Deaths, Missing Persons, Suicides, Suspicious Activity, and Traffic Accidents.
 - ALL OTHER NON-UCR:** Under the Non-UCR category, 'All Other' include the remainder of offenses not classified as CompStat or CompStat Extended and not separated from the Non-UCR Offenses. These include things such as Loud Parties, Barking Dogs, Mentally Ill Subjects, Citizen Assistance, etc.
 - LOW NUMBER OFFENSES:** On page two, in the interest of space and allowing for easier viewing, the category titled 'Low Number Offenses' include CompStat and Extended CompStat Offenses from page one that have totals under the amount of 49.

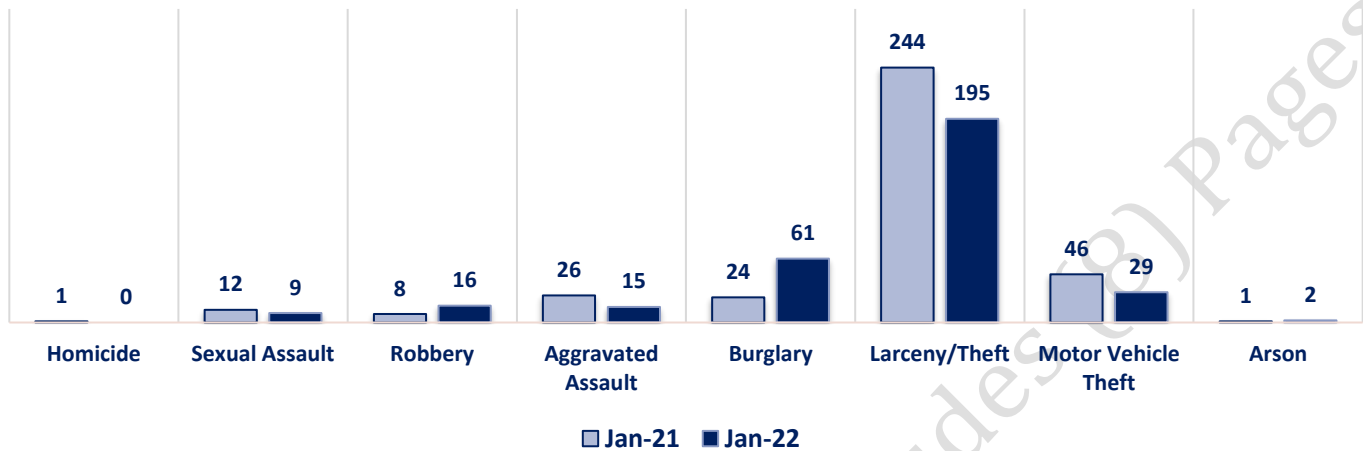
Offenses

		Offense	Jan-21	Jan-22	OFFENSE	Jan-21	Jan-22	
COMPSTAT OFFENSES	VIOLENT	Homicide	1	0	Other Assaults	107	124	
		Sexual Assault	12	9	Forgery/Counterfeiting	12	6	
		Robbery	8	16	Fraud	40	49	
		Aggravated Assault	26	15	Embezzlement	0	0	
	PROPERTY	Burglary	24	61	Stolen Property	16	4	
		Larceny/Theft	244	195	Vandalism	97	74	
		Motor Vehicle Theft	46	29	Weapons	4	8	
		Arson	1	2	Prostitution	0	0	
		COMPSTAT TOTALS	362	327	Sex Offenses	11	6	
NON-UCR OFFENSES	Ambulance Calls	63	84	Drug Abuse	72	69		
	Deaths	8	7	Gambling	0	0		
	Missing Persons	20	11	Family Offenses	55	62		
	Suicides	0	0	DUI	14	15		
	Suspicious Activity	39	50	Liquor Laws	5	6		
	Traffic Accidents	73	92	Drunkenness	29	34		
	All Other	341	350	Disorderly Conduct	27	16		
			NON-UCR TOTALS	544	594	All Other Offenses	241	336
TOTALS			COMPSTAT OFFENSES	362	327	Curfew/Loitering	0	0
			EXTENDED COMPSTAT OFFENSES	734	809	Runaway	4	0
			NON-UCR OFFENSES	544	594	EXTENDED COMPSTAT TOTALS	734	809
			TOTAL	1640	1730			

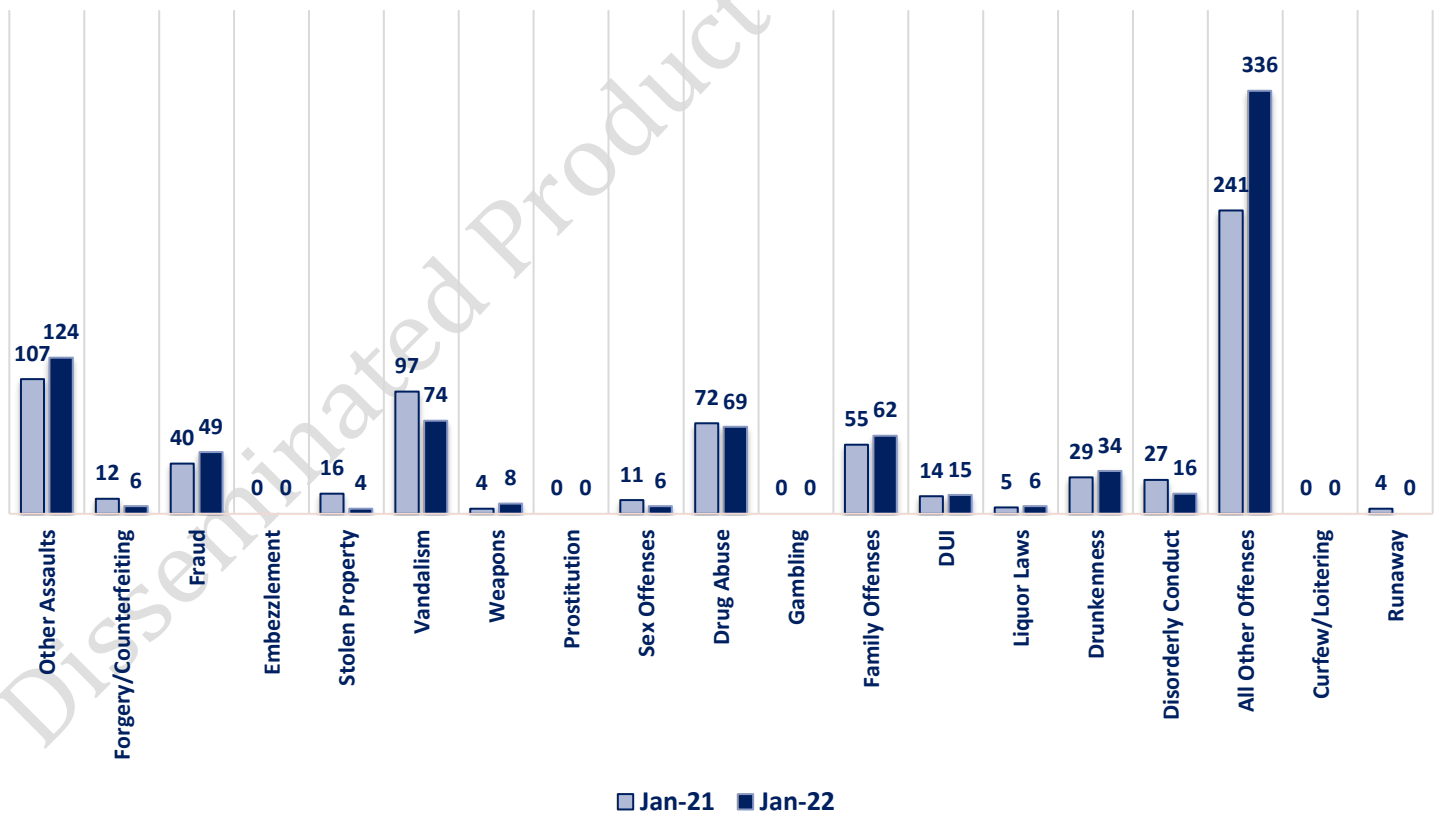
**JANUARY 2022 - COMPSTAT AND EXTENDED COMPSTAT
OFFENSE PERCENTAGES**



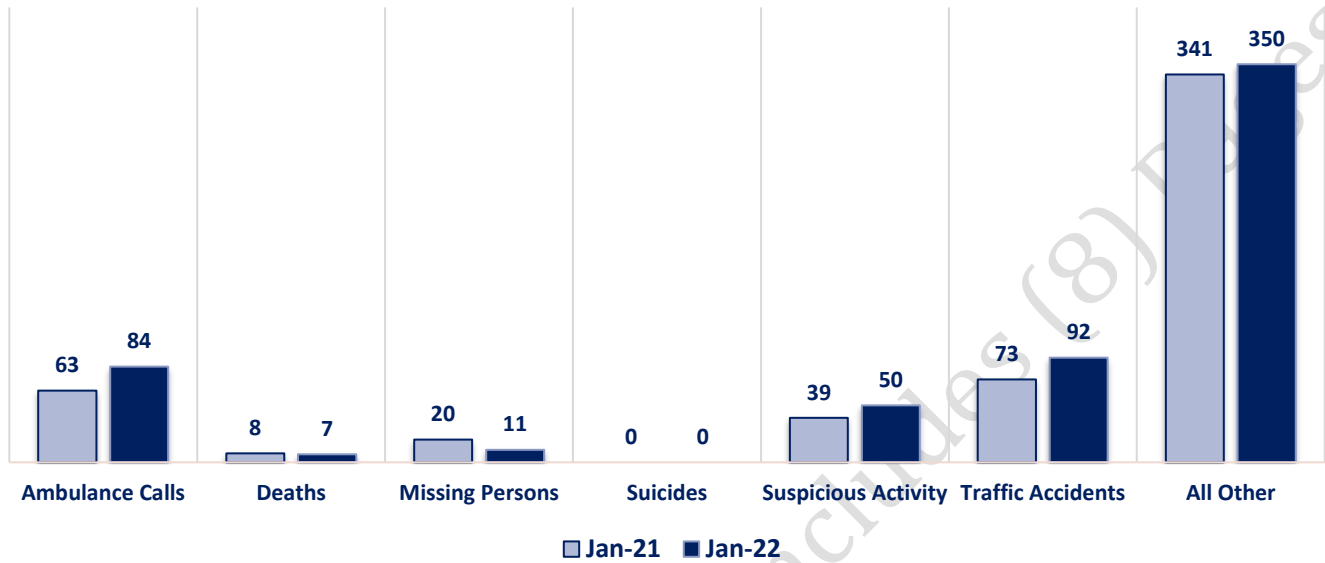
CompStat Offenses



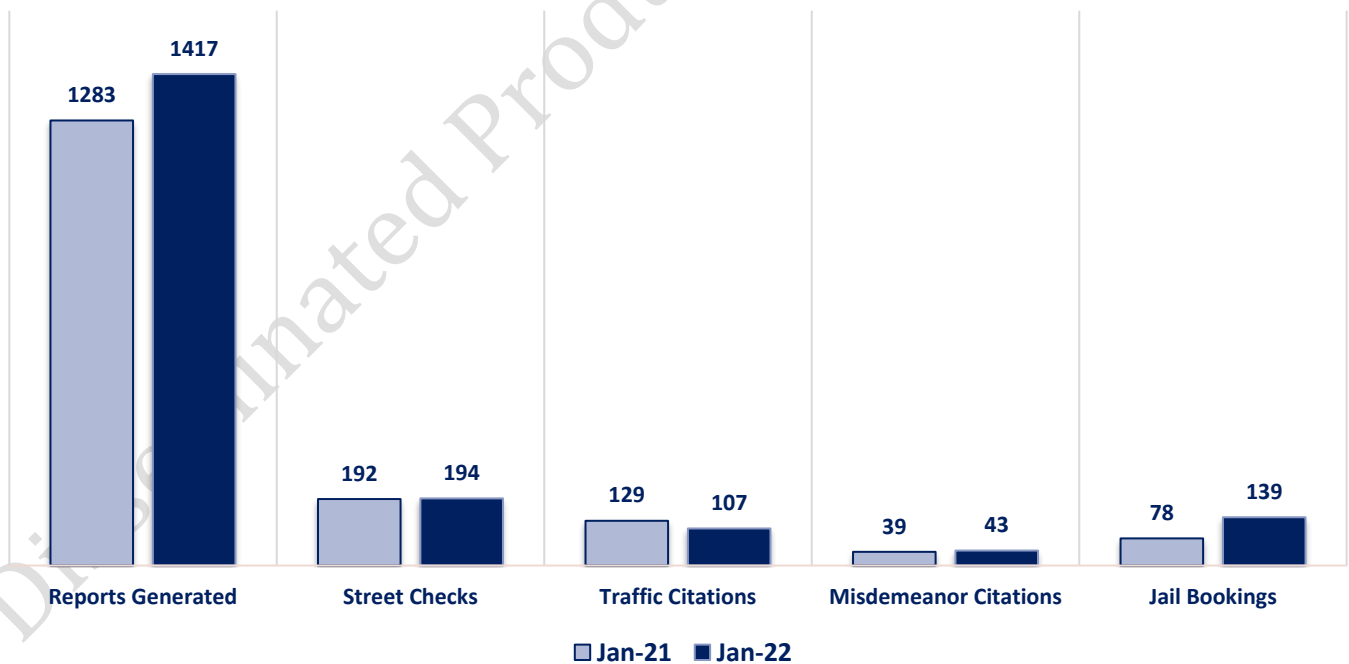
Extended CompStat Offenses



Non-UCR Offenses

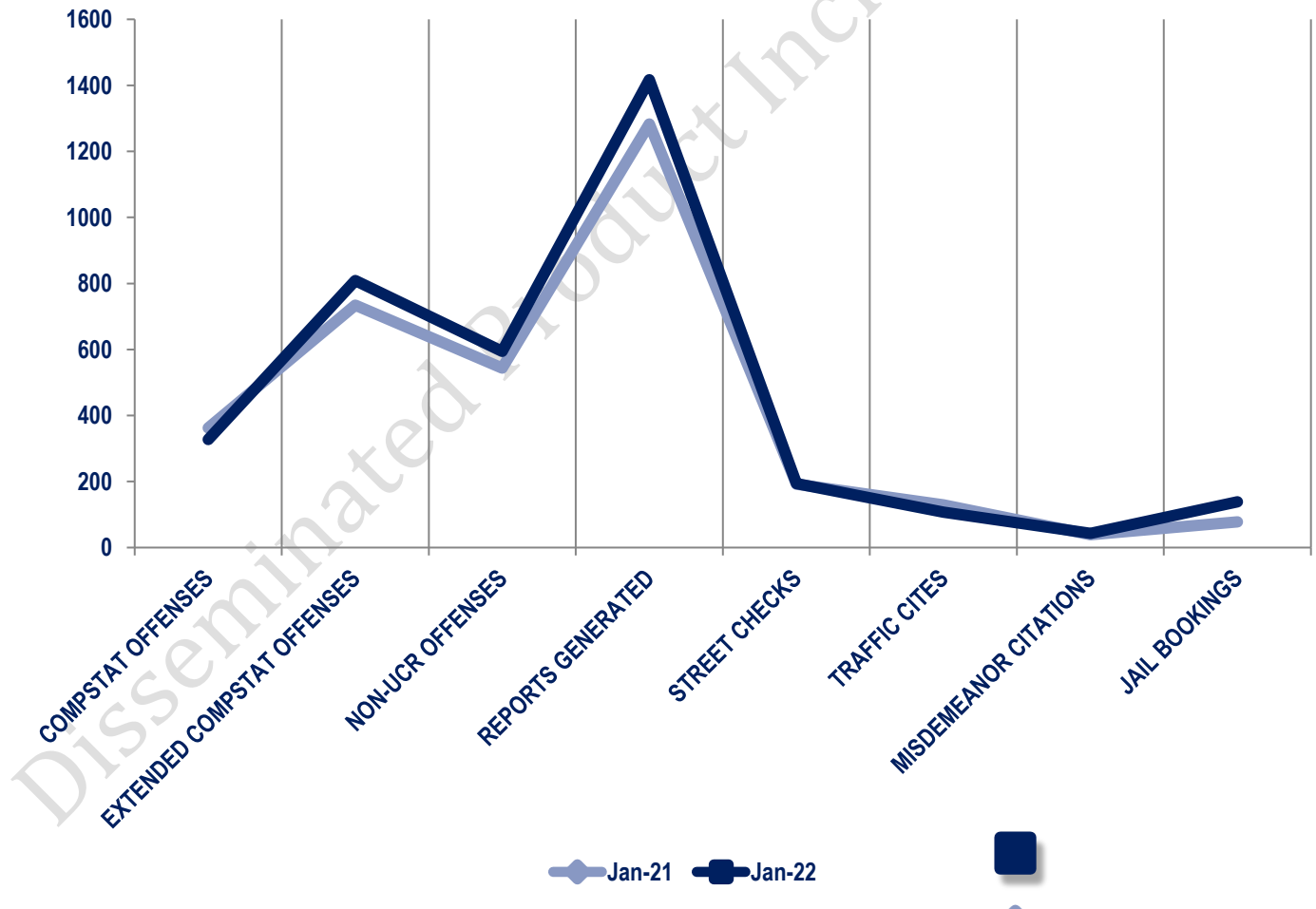


Other Event Totals



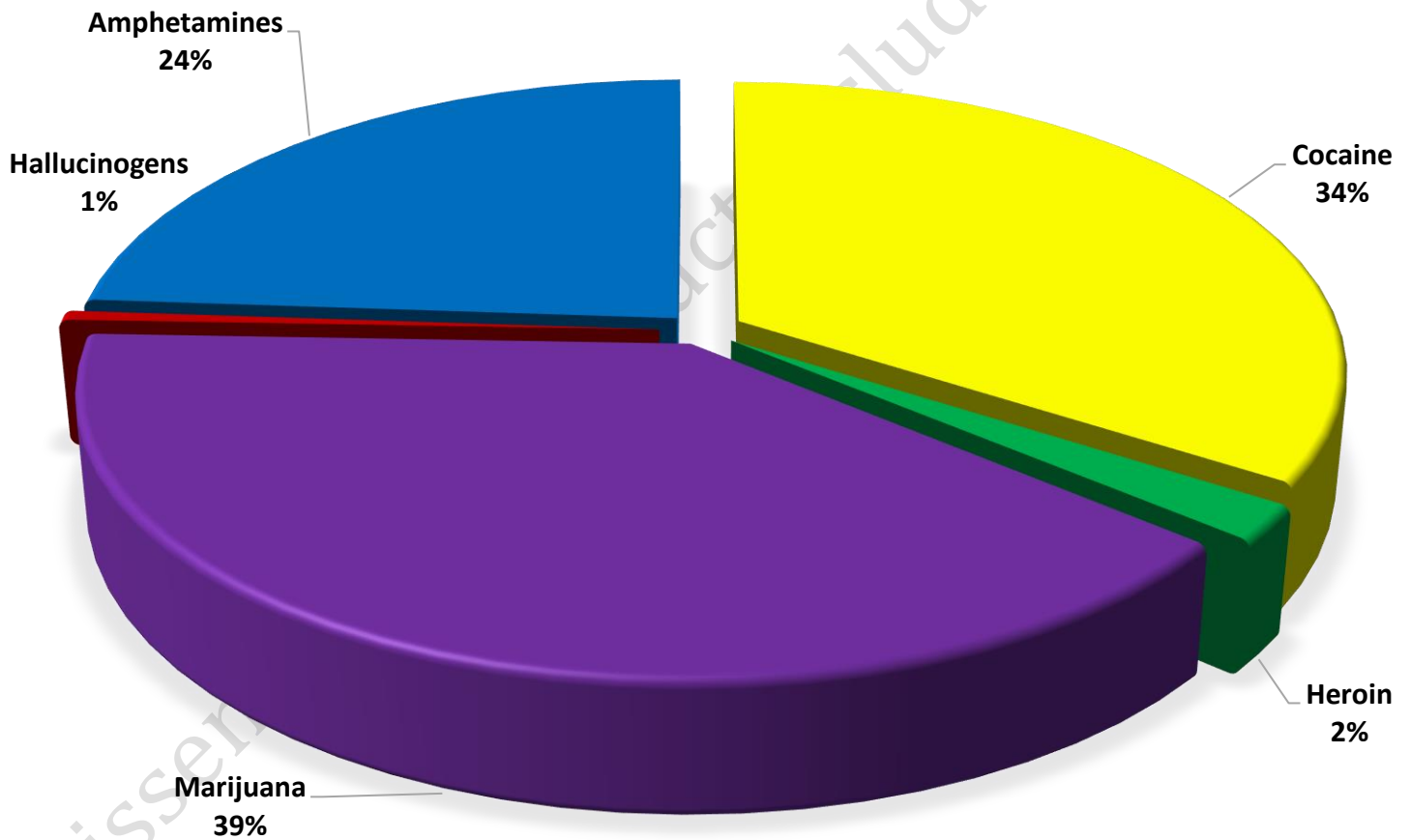
Combined Offense/Event Trends

	JAN 2021	JAN 2022
CompStat Offenses	362	327
Extended CompStat Offenses	734	809
Non-UCR Offenses	544	594
Reports Generated	1283	1417
Street Checks	192	194
Traffic Cites	129	107
Misdemeanor Citations	39	43
Jail Bookings	78	139

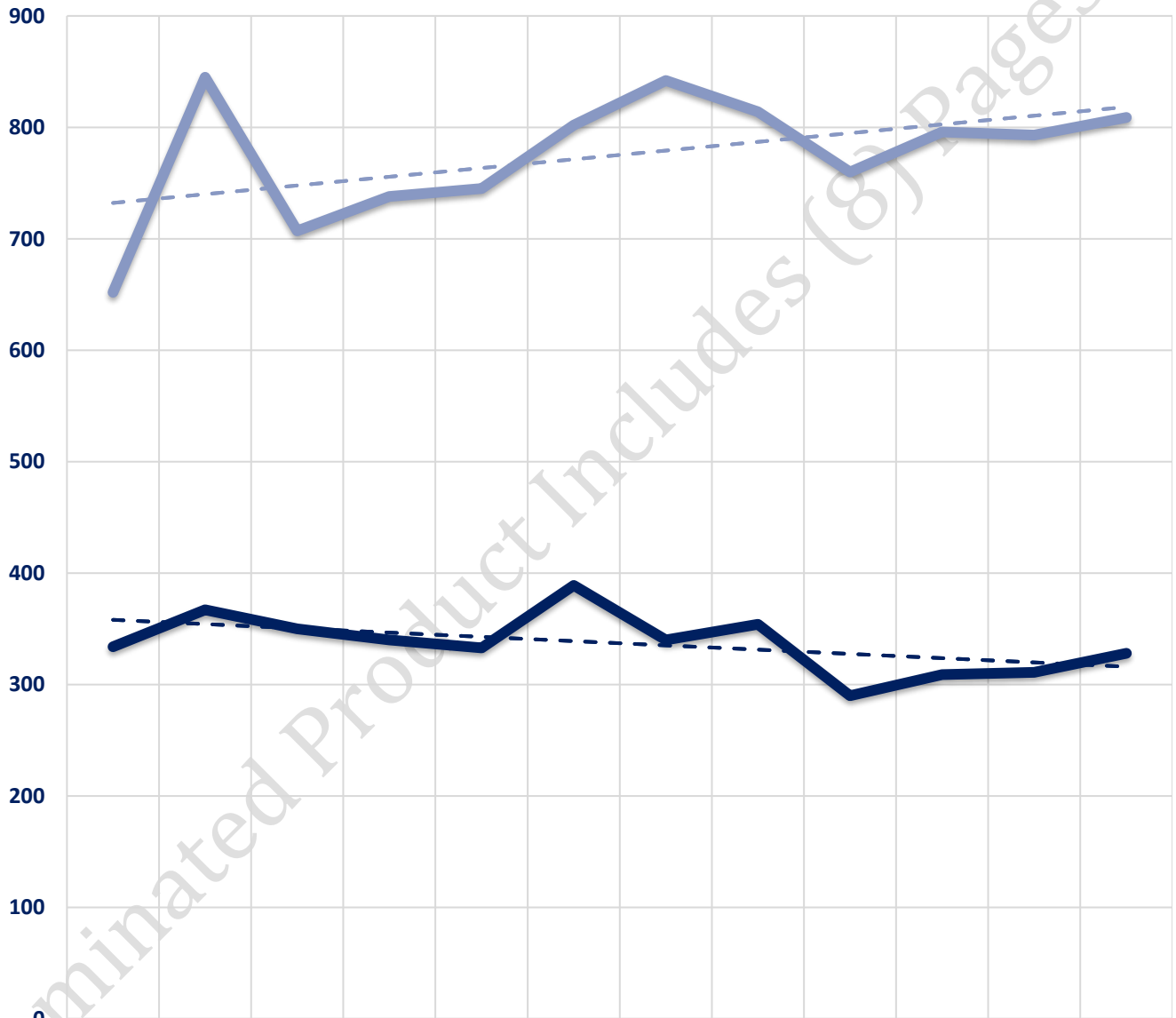


Seized Drugs

TYPE	DOSES	STREET VALUE	
Cocaine	2491.0	\$	24,910.00
Heroin	147.0	\$	1,470.00
Marijuana	2890.3	\$	17,341.69
Hallucinogens	38.4	\$	76.90
Amphetamines	1749.0	\$	17,490.00
TOTAL	7315.7	\$	61,288.58



CompStat & Extended CompStat Offenses - One Year



	FEB 2021	MAR 2021	APR 2021	MAY 2021	JUN 2021	JUL 2021	AUG 2021	SEPT 2021	OCT 2021	NOV 2021	DEC 2021	JAN 2022
CompStat	334	367	350	340	333	389	340	354	290	309	311	328
Extended CompStat	652	845	707	738	745	802	842	814	760	796	793	809
Part II Linear Forecast												
Linear (Extended CompStat)												