



CITY COUNCIL DISTRICT #5 MONTHLY OFFENSE SUMMARY

January 2022

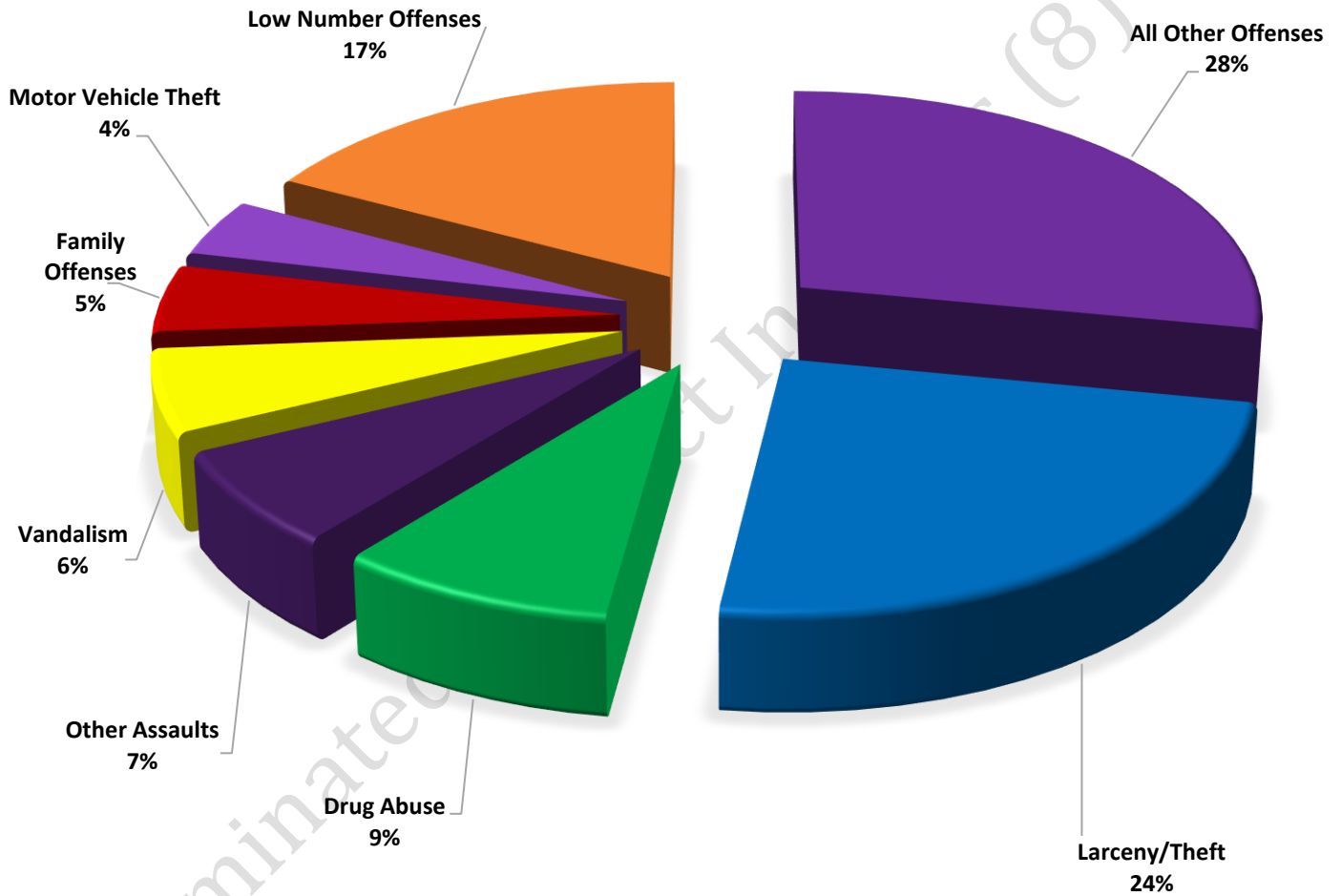
These figures represent preliminary counts of original Police Incident Reports and include all offenses within the above listed City Council District only. Full statistical analysis to determine the confidence level of this data has not been performed. The results contained herein are approximate in relation to the listed area and may not fully coincide with data shown in other areas of SLCPD's Crime Statistics page such as Calls for Service, Crimes Trending, and Crime Reports due to and reflective of departmental procedures that were in place at the time the event occurred and the date this data was compiled. Results displayed are not distinguished as attempted or completed crimes, do not include other calls for police service, and only represent police service where a report was made. Police Incident Reports are classified by primary offense categories as defined by the Uniform Crime Reporting (UCR) system, however for this report all offenses are included, and each incident may have more than one offense listed on it. In cases where there is more than one offense listed, all offenses are counted individually. Although every reasonable verification effort is made, the accuracy of any data is subject to the constraints of the report generation process as well as the manner, format, and point in time of any query.

-
- COMPSTAT OFFENSES:** (Part I) Chosen by the FBI as Part I Offenses because they are serious crimes that occur with regularity in all areas of the country and are likely to be reported to Police.
 - EXTENDED COMPSTAT OFFENSES:** (Part II) All other crimes other than the eight CompStat Offenses. The Uniform Crime Reporting Program gathers only arrest data for these offenses, however, SLCPD results displayed in this document display all of these, regardless of the presence of arrest data.
 - ALL OTHER OFFENSES:** Under the Extended CompStat Offense section, 'All Other Offenses' include Peeping Tom, Trespass, Kidnap/Abduction, Pornography, Extortion/Blackmail, Bribery, Warrants, Sexual Offenses, Obstruction, Public Peace, and Hit & Run.
 - NON-UCR OFFENSES:** Non-UCR Offenses include reports for all other offenses not classified as a CompStat or Extended CompStat Offense. Results displayed separate some of these offenses such as Ambulance Calls, Deaths, Missing Persons, Suicides, Suspicious Activity, and Traffic Accidents.
 - ALL OTHER NON-UCR:** Under the Non-UCR category, 'All Other' include the remainder of offenses not classified as CompStat or CompStat Extended and not separated from the Non-UCR Offenses. These include things such as Loud Parties, Barking Dogs, Mentally Ill Subjects, Citizen Assistance, etc.
 - LOW NUMBER OFFENSES:** On page two, in the interest of space and allowing for easier viewing, the category titled 'Low Number Offenses' include CompStat and Extended CompStat Offenses from page one that have totals under the amount of 30.

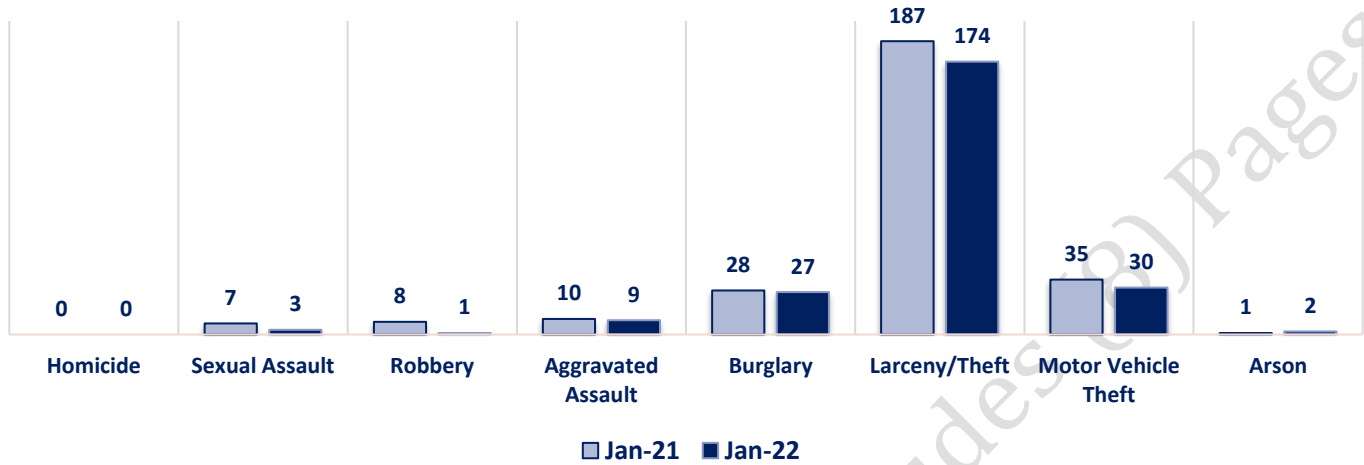
Offenses

		Offense	Jan-21	Jan-22	OFFENSE	Jan-21	Jan-22	
COMPSTAT OFFENSES	VIOLENT	Homicide	0	0	Other Assaults	62	50	
		Sexual Assault	7	3	Forgery/Counterfeiting	1	1	
		Robbery	8	1	Fraud	25	30	
		Aggravated Assault	10	9	Embezzlement	0	0	
	PROPERTY	Burglary	28	27	Stolen Property	11	10	
		Larceny/Theft	187	174	Vandalism	55	43	
		Motor Vehicle Theft	35	30	Weapons	6	5	
		Arson	1	2	Prostitution	1	1	
		COMPSTAT TOTALS	276	246	Sex Offenses	1	3	
NON-UCR OFFENSES	Ambulance Calls	29	33	Drug Abuse	74	63		
	Deaths	6	6	Gambling	0	0		
	Missing Persons	4	2	Family Offenses	41	35		
	Suicides	1	0	DUI	8	6		
	Suspicious Activity	42	25	Liquor Laws	2	0		
	Traffic Accidents	43	47	Drunkenness	3	13		
	All Other	188	198	Disorderly Conduct	14	13		
			NON-UCR TOTALS	313	311	All Other Offenses	154	202
TOTALS			COMPSTAT OFFENSES	276	246	Curfew/Loitering	0	0
			EXTENDED COMPSTAT OFFENSES	459	475	Runaway	1	0
			NON-UCR OFFENSES	313	311	EXTENDED COMPSTAT TOTALS	459	475
			TOTAL	1048	1032			

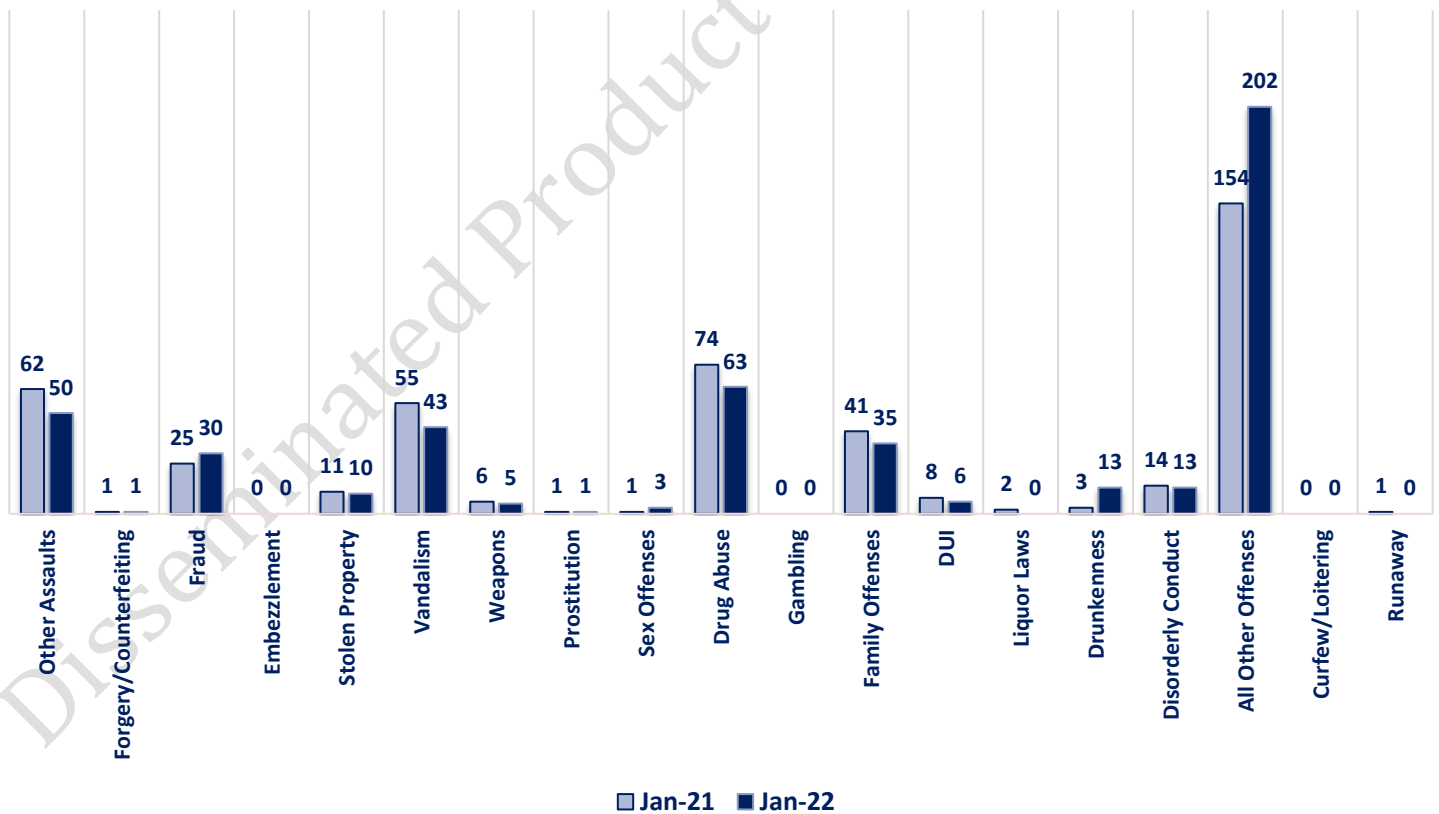
**JANUARY 2022 - COMPSTAT AND EXTENDED COMPSTAT
 OFFENSE PERCENTAGES**



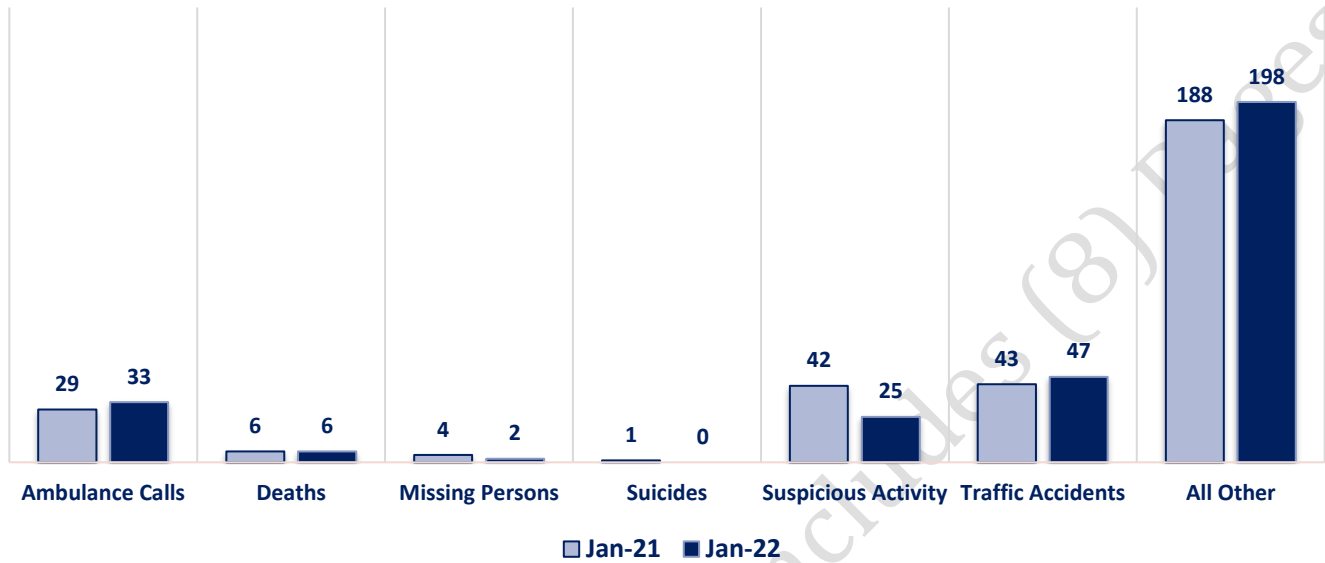
CompStat Offenses



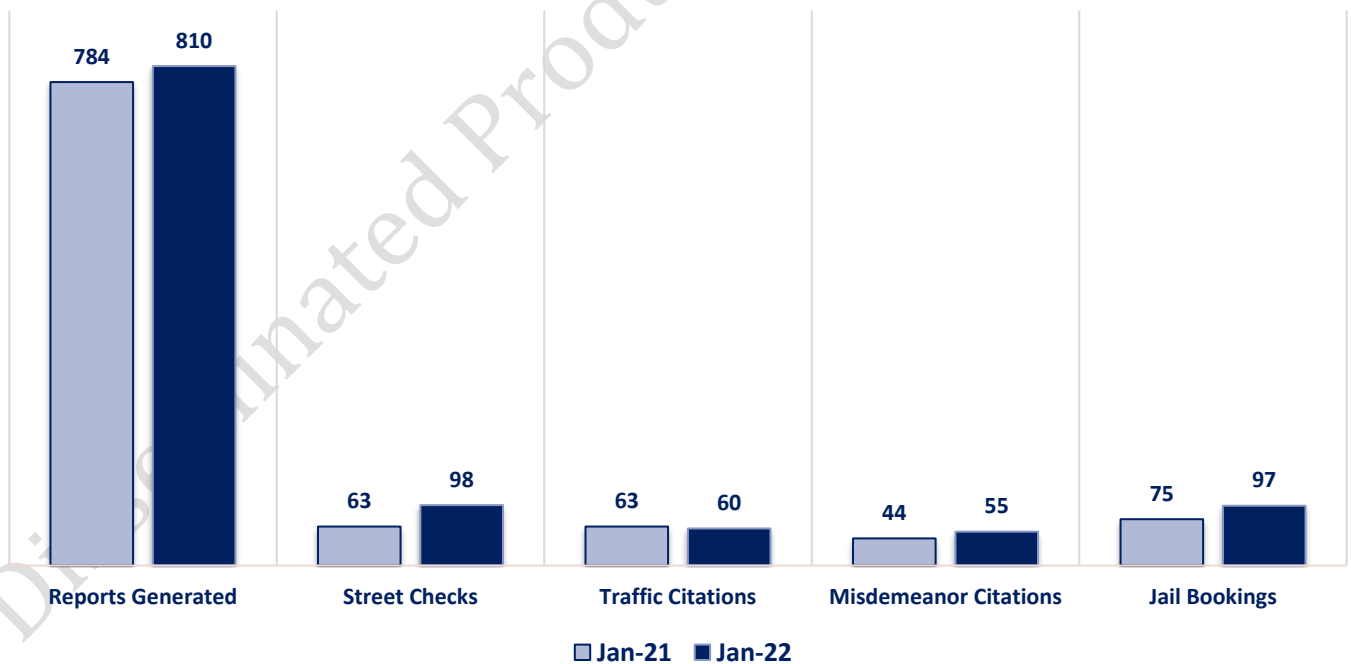
Extended CompStat Offenses



Non-UCR Offenses

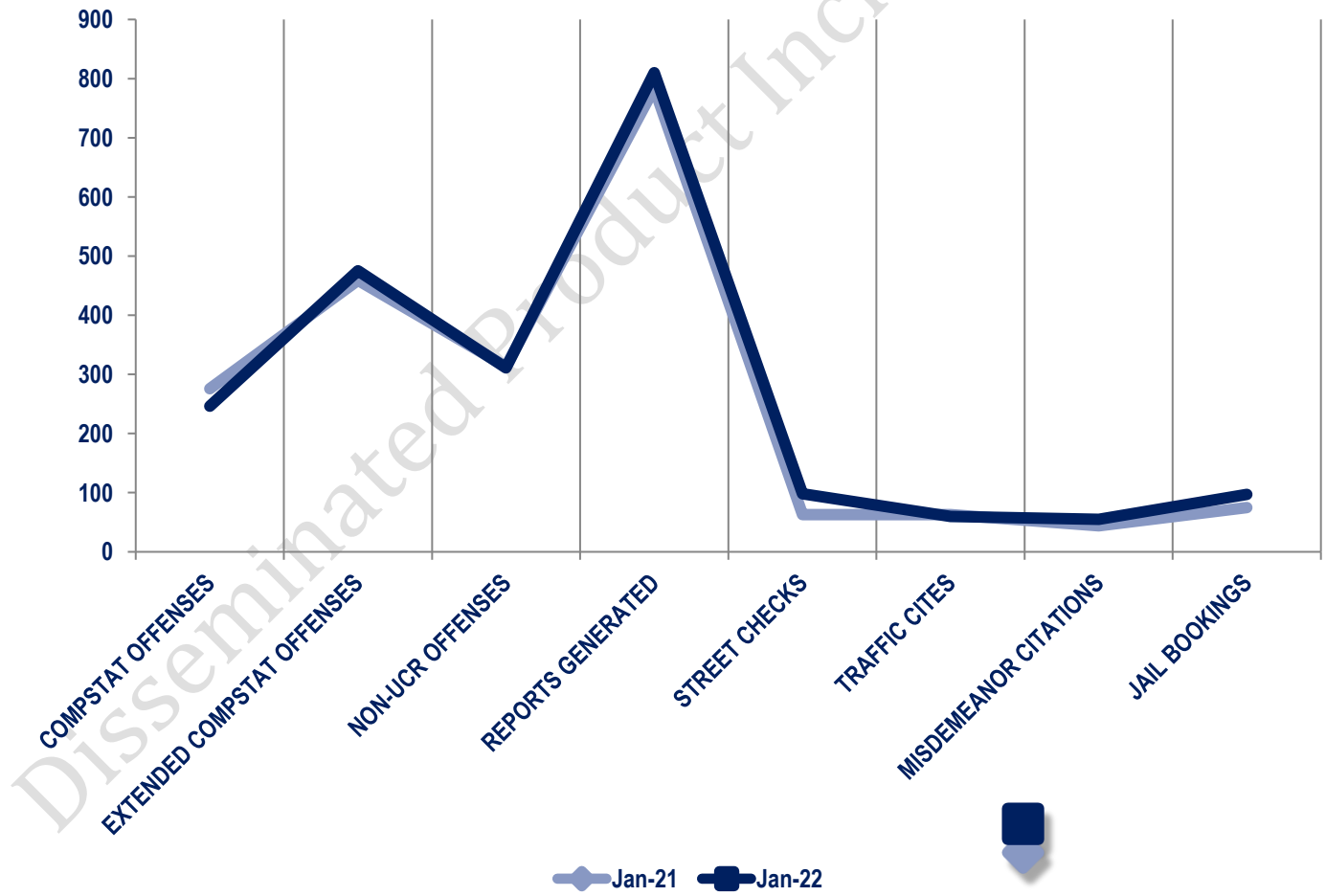


Other Event Totals



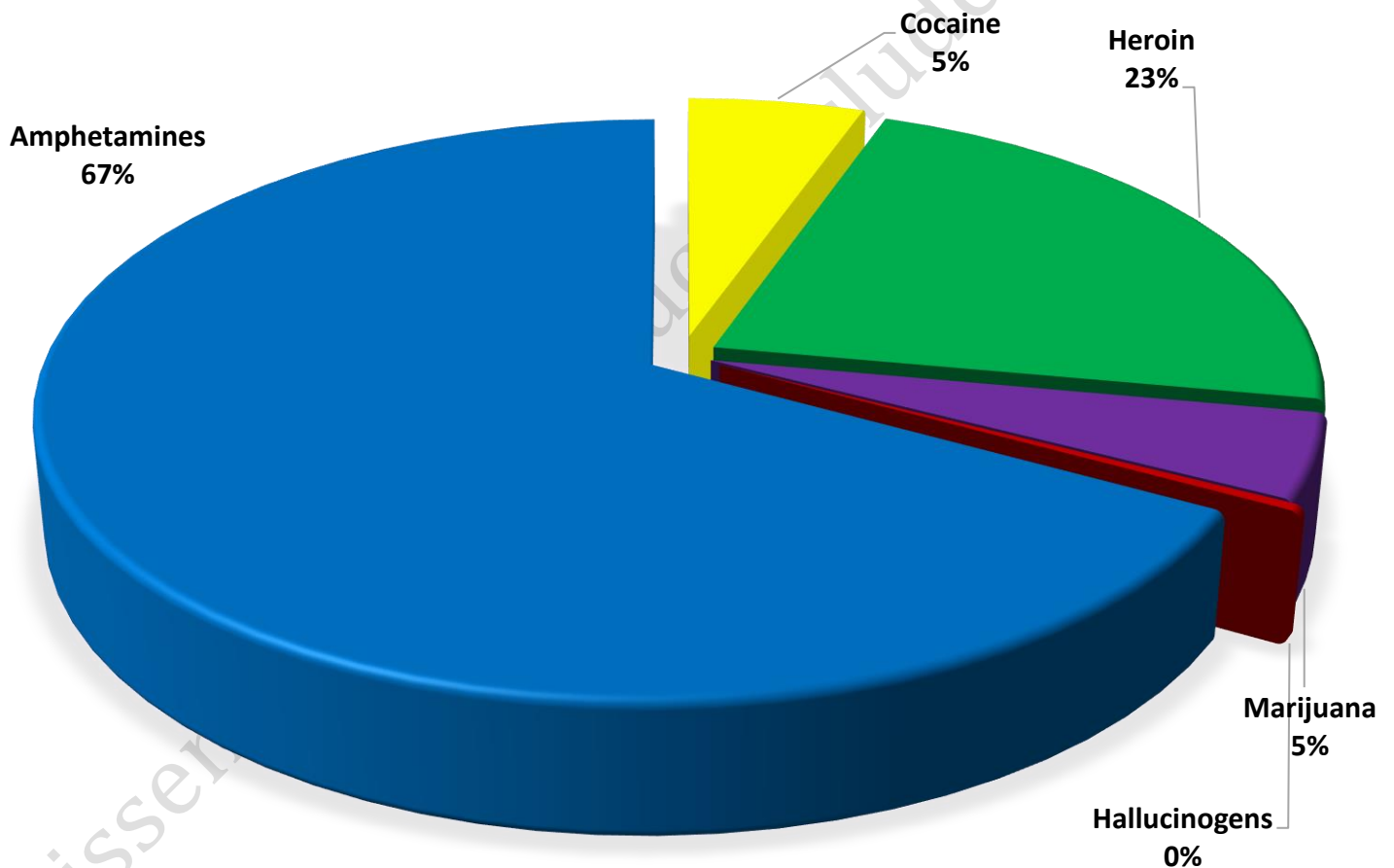
Combined Offense/Event Trends

	JAN 2021	JAN 2022
CompStat Offenses	276	246
Extended CompStat Offenses	459	475
Non-UCR Offenses	313	311
Reports Generated	784	810
Street Checks	63	98
Traffic Cites	63	60
Misdemeanor Citations	44	55
Jail Bookings	75	97

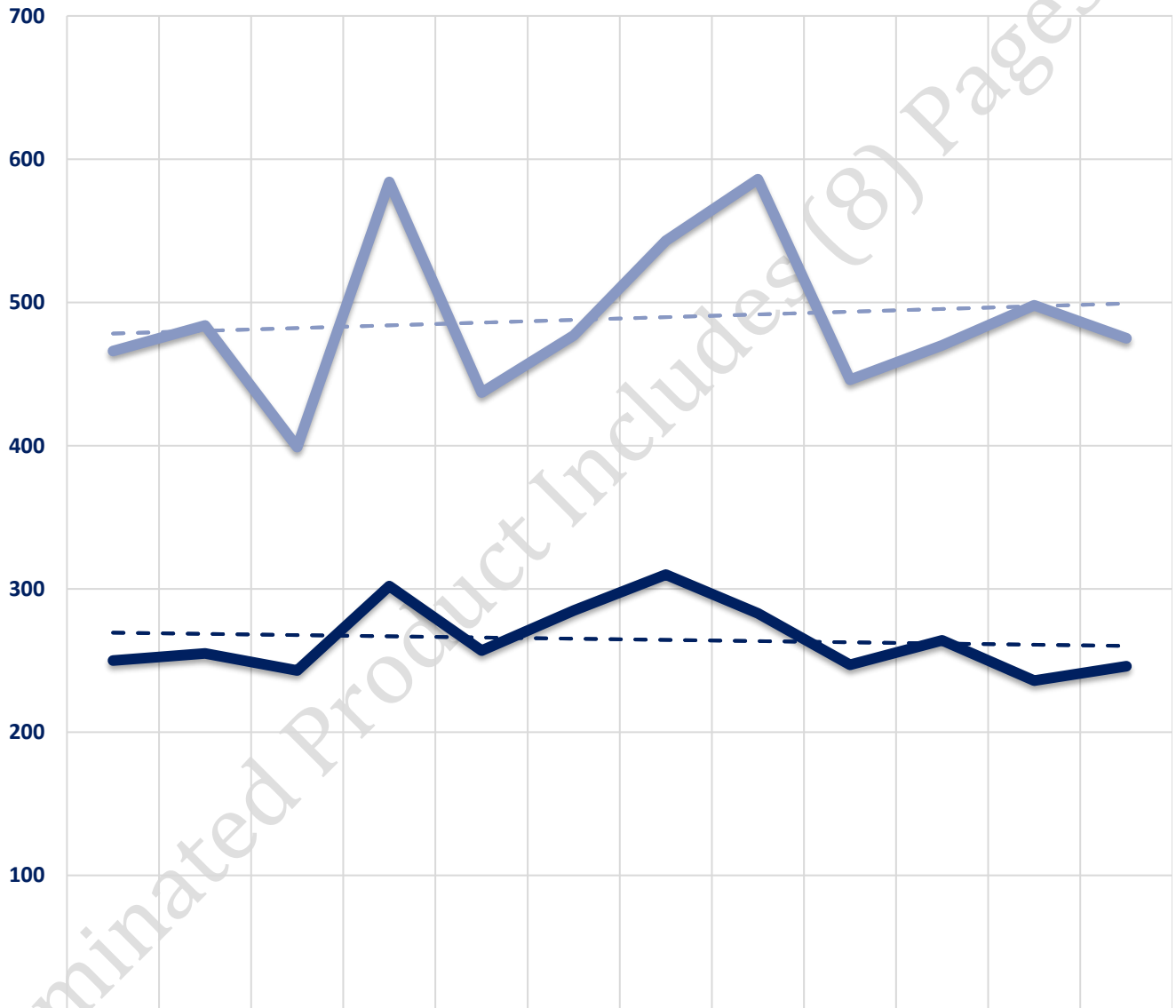


Seized Drugs

TYPE	DOSES	STREET VALUE
Cocaine	88.0	\$ 880.00
Heroin	362.7	\$ 3,627.00
Marijuana	76.2	\$ 457.15
Hallucinogens	5.8	\$ 11.64
Amphetamines	1083.1	\$ 10,831.00
TOTAL	1615.8	\$ 15,806.79



CompStat & Extended CompStat Offenses - One Year



	FEB 2021	MAR 2021	APR 2021	MAY 2021	JUN 2021	JUL 2021	AUG 2021	SEPT 2021	OCT 2021	NOV 2021	DEC 2021	JAN 2022
CompStat	250	255	243	302	257	285	310	283	247	264	236	246
Extended CompStat	466	484	399	584	437	477	543	586	446	470	498	475
Part II Linear Forecast												
Linear (Extended CompStat)												