



CITY COUNCIL DISTRICT #7 MONTHLY OFFENSE SUMMARY

January 2022

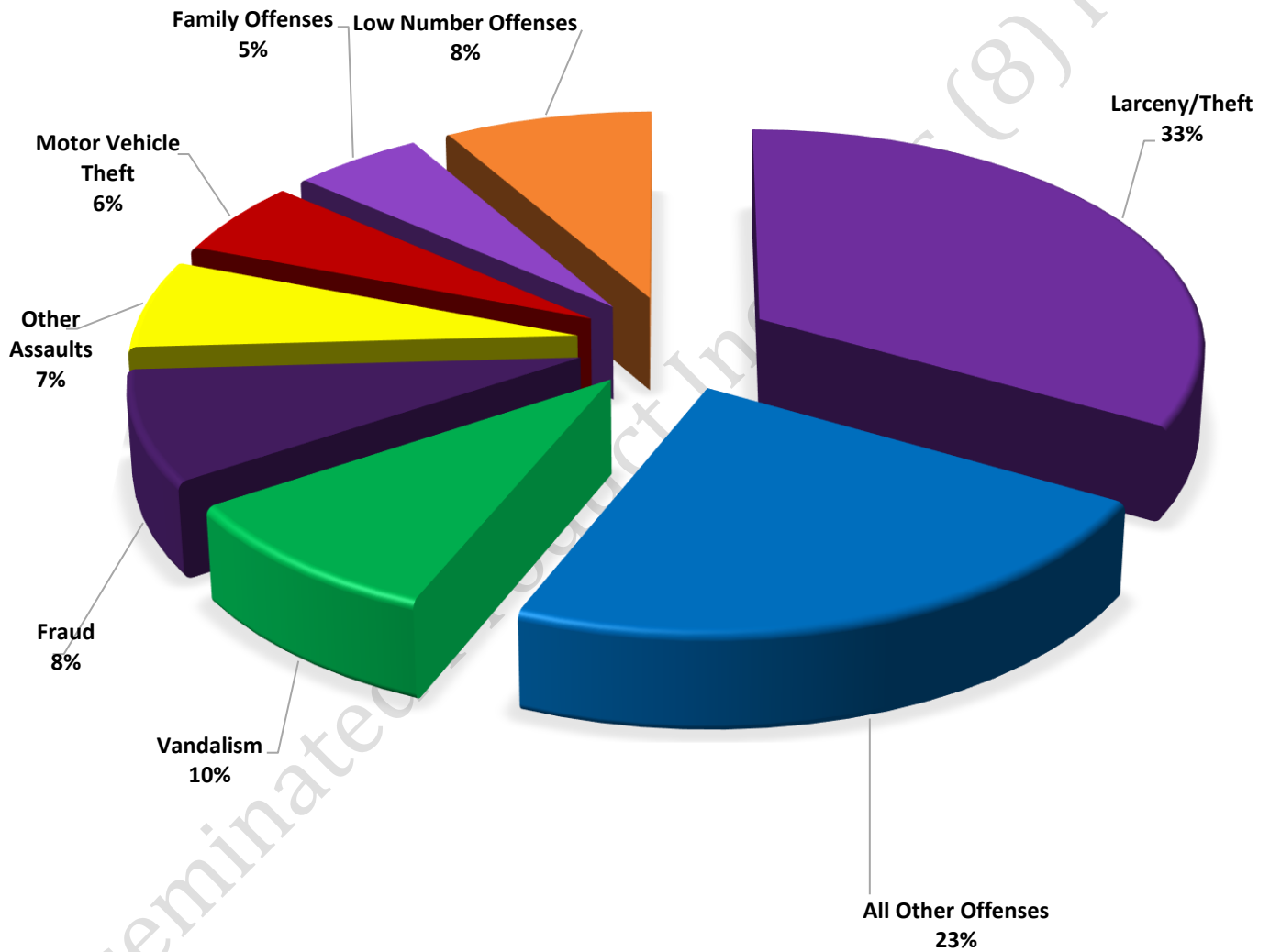
These figures represent preliminary counts of original Police Incident Reports and include all offenses within the above listed City Council District only. Full statistical analysis to determine the confidence level of this data has not been performed. The results contained herein are approximate in relation to the listed area and may not fully coincide with data shown in other areas of SLCPD's Crime Statistics page such as Calls for Service, Crimes Trending, and Crime Reports due to and reflective of departmental procedures that were in place at the time the event occurred and the date this data was compiled. Results displayed are not distinguished as attempted or completed crimes, do not include other calls for police service, and only represent police service where a report was made. Police Incident Reports are classified by primary offense categories as defined by the Uniform Crime Reporting (UCR) system, however for this report all offenses are included, and each incident may have more than one offense listed on it. In cases where there is more than one offense listed, all offenses are counted individually. Although every reasonable verification effort is made, the accuracy of any data is subject to the constraints of the report generation process as well as the manner, format, and point in time of any query.

-
- COMPSTAT OFFENSES:**
(Part I) Chosen by the FBI as Part I Offenses because they are serious crimes that occur with regularity in all areas of the country and are likely to be reported to Police.
 - EXTENDED COMPSTAT OFFENSES:**
(Part II) All other crimes other than the eight CompStat Offenses. The Uniform Crime Reporting Program gathers only arrest data for these offenses, however, SLCPD results displayed in this document display all of these, regardless of the presence of arrest data.
 - ALL OTHER OFFENSES:** Under the Extended CompStat Offense section, 'All Other Offenses' include Peeping Tom, Trespass, Kidnap/Abduction, Pornography, Extortion/Blackmail, Bribery, Warrants, Sexual Offenses, Obstruction, Public Peace, and Hit & Run.
 - NON-UCR OFFENSES:** Non-UCR Offenses include reports for all other offenses not classified as a CompStat or Extended CompStat Offense. Results displayed separate some of these offenses such as Ambulance Calls, Deaths, Missing Persons, Suicides, Suspicious Activity, and Traffic Accidents.
 - ALL OTHER NON-UCR:** Under the Non-UCR category, 'All Other' include the remainder of offenses not classified as CompStat or CompStat Extended and not separated from the Non-UCR Offenses. These include things such as Loud Parties, Barking Dogs, Mentally Ill Subjects, Citizen Assistance, etc.
 - LOW NUMBER OFFENSES:** On page two, in the interest of space and allowing for easier viewing, the category titled 'Low Number Offenses' include CompStat and Extended CompStat Offenses from page one that have totals under the amount of 10.

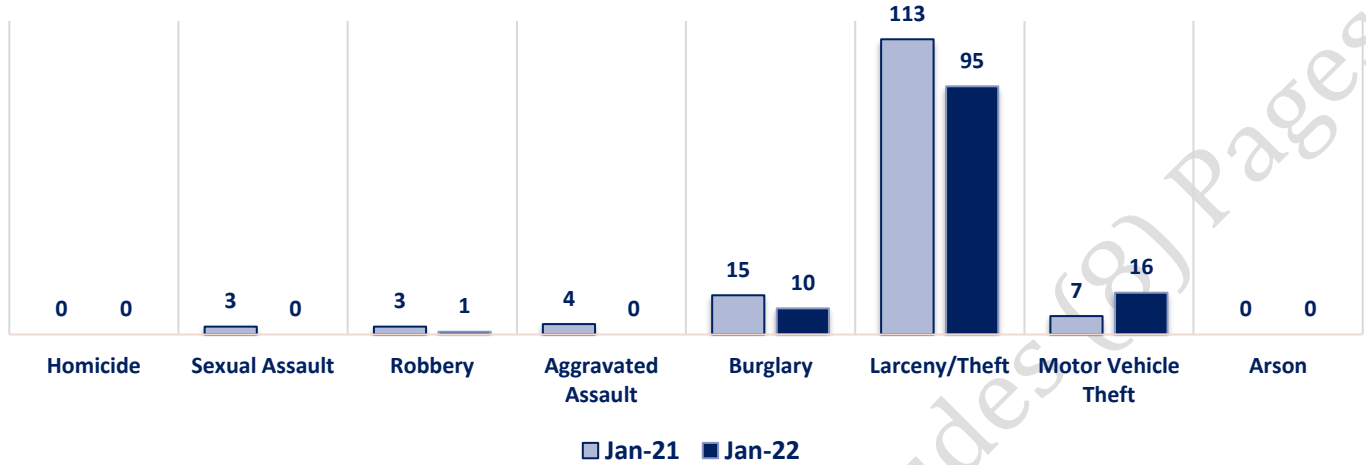
Offenses

		Offense	Jan-21	Jan-22	OFFENSE	Jan-21	Jan-22
COMPSTAT OFFENSES	VIOLENT	Homicide	0	0	Other Assaults	28	19
		Sexual Assault	3	0	Forgery/Counterfeiting	5	1
		Robbery	3	1	Fraud	20	24
		Aggravated Assault	4	0	Embezzlement	0	0
	PROPERTY	Burglary	15	10	Stolen Property	5	1
		Larceny/Theft	113	95	Vandalism	22	27
		Motor Vehicle Theft	7	16	Weapons	2	0
		Arson	0	0	Prostitution	0	0
COMPSTAT TOTALS		145	122	Sex Offenses	1	0	
NON-UCR OFFENSES	Ambulance Calls	8	7	Drug Abuse	5	4	
	Deaths	4	3	Gambling	0	0	
	Missing Persons	1	2	Family Offenses	25	15	
	Suicides	0	0	DUI	4	1	
	Suspicious Activity	13	18	Liquor Laws	2	0	
	Traffic Accidents	44	35	Drunkenness	5	2	
	All Other	67	80	Disorderly Conduct	3	4	
	NON-UCR TOTALS		137	145	All Other Offenses	43	66
COMPSTAT OFFENSES		145	122	Curfew/Loitering	0	0	
TOTALS	EXTENDED COMPSTAT OFFENSES	170	164	Runaway	0	0	
	NON-UCR OFFENSES	137	145	EXTENDED COMPSTAT TOTALS	170	164	
	TOTAL	452	431				

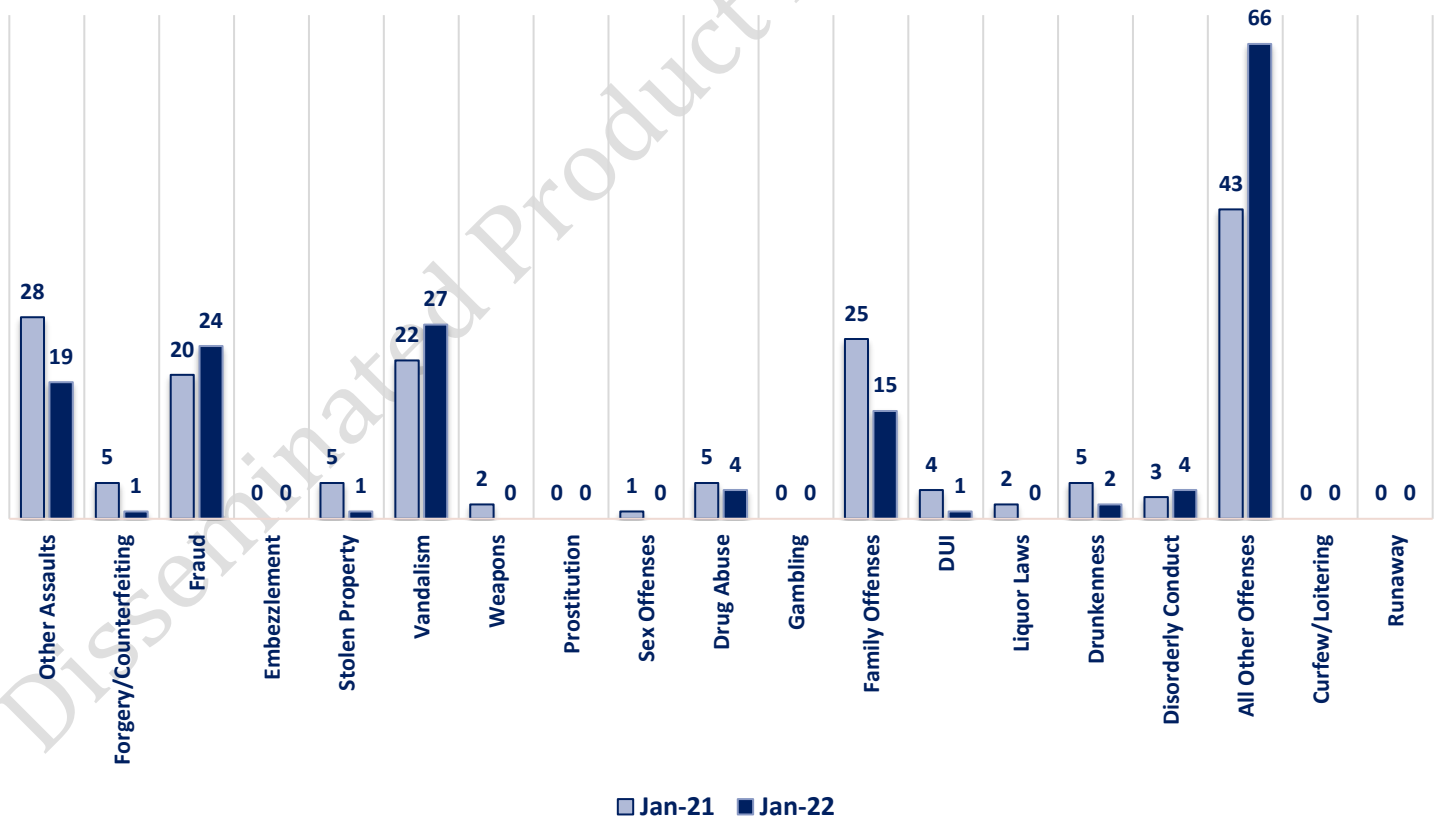
**JANUARY 2022 - COMPSTAT AND EXTENDED COMPSTAT
OFFENSE PERCENTAGES**



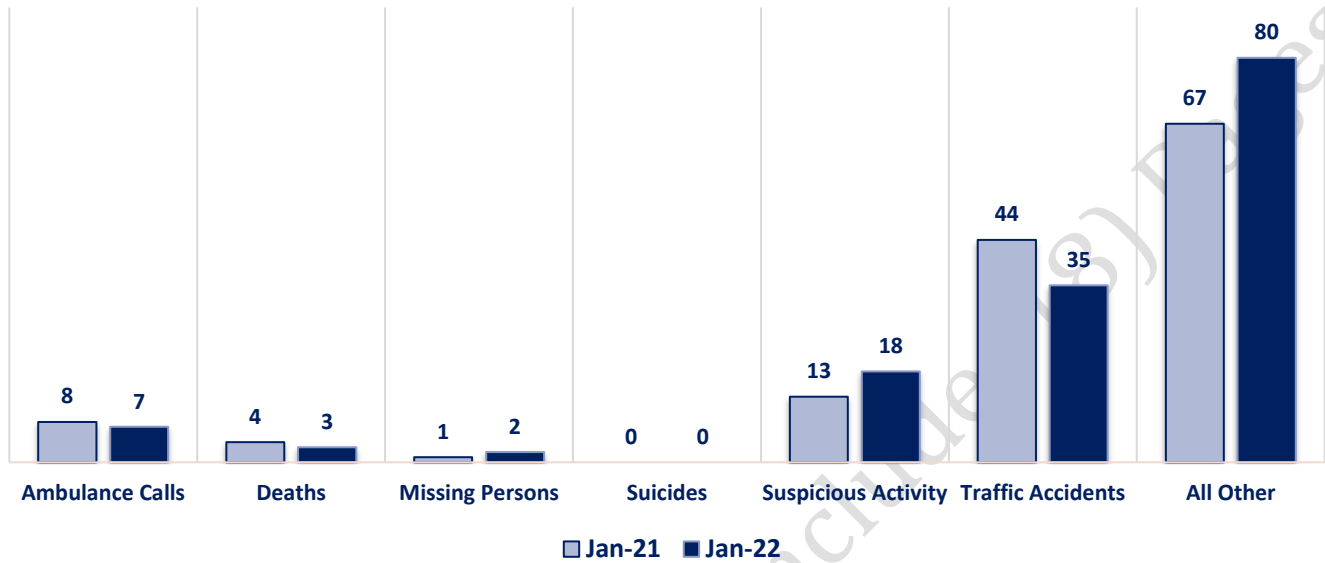
CompStat Offenses



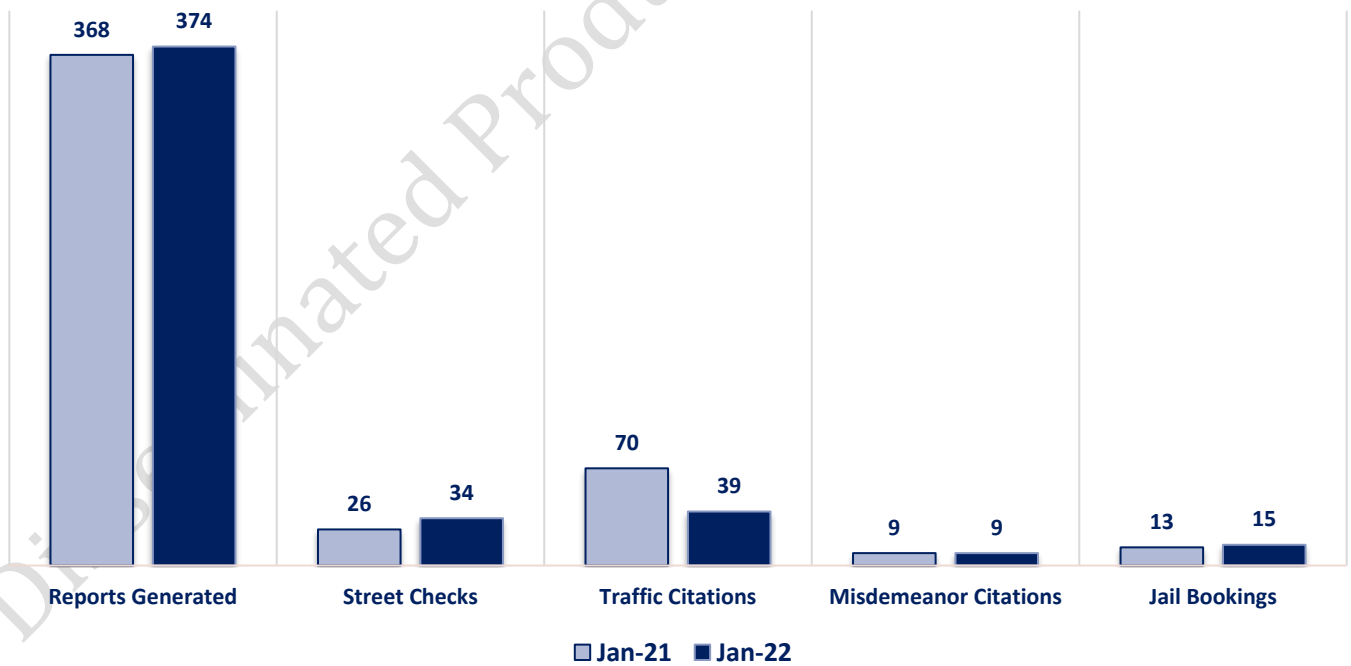
Extended CompStat Offenses



Non-UCR Offenses

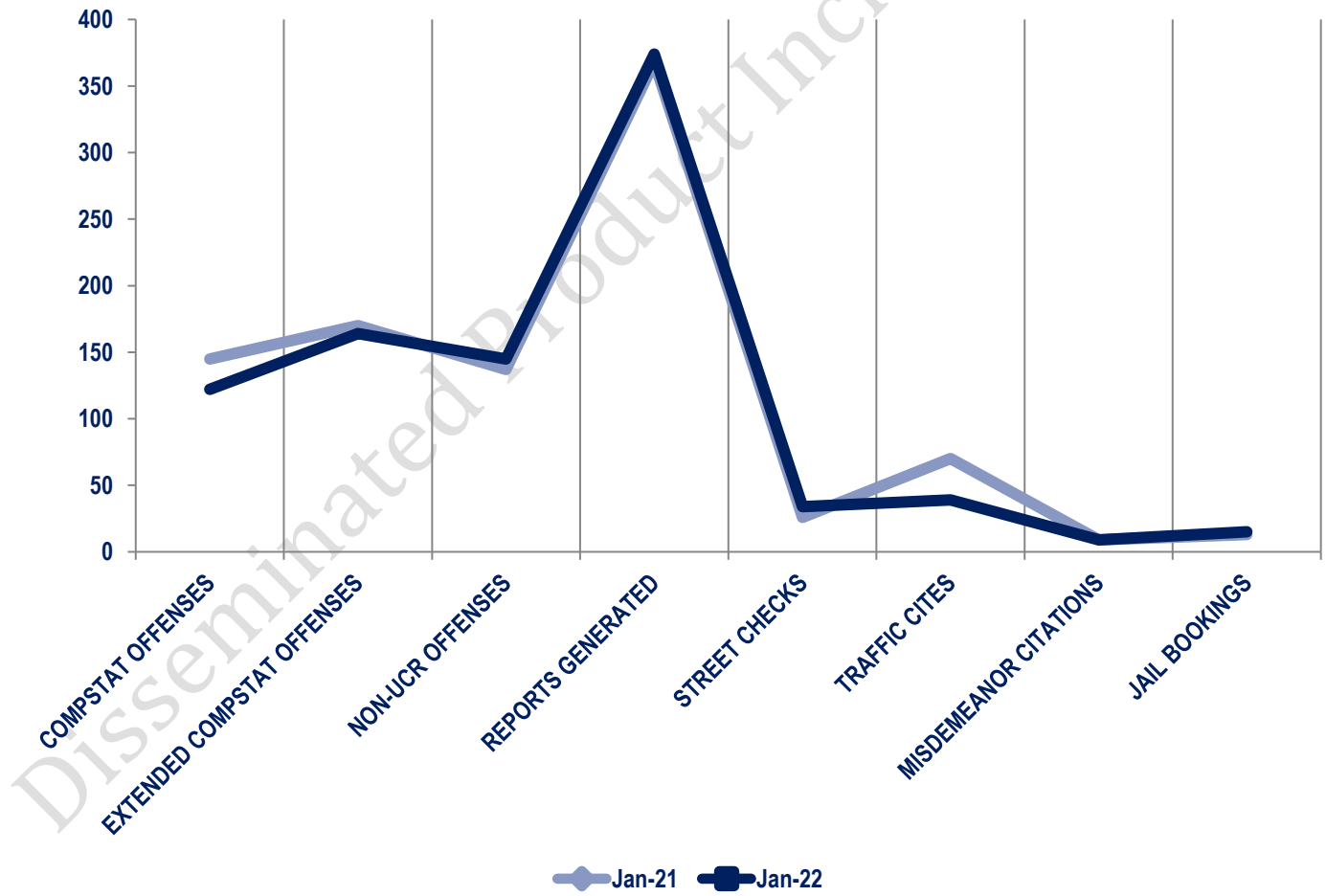


Other Event Totals



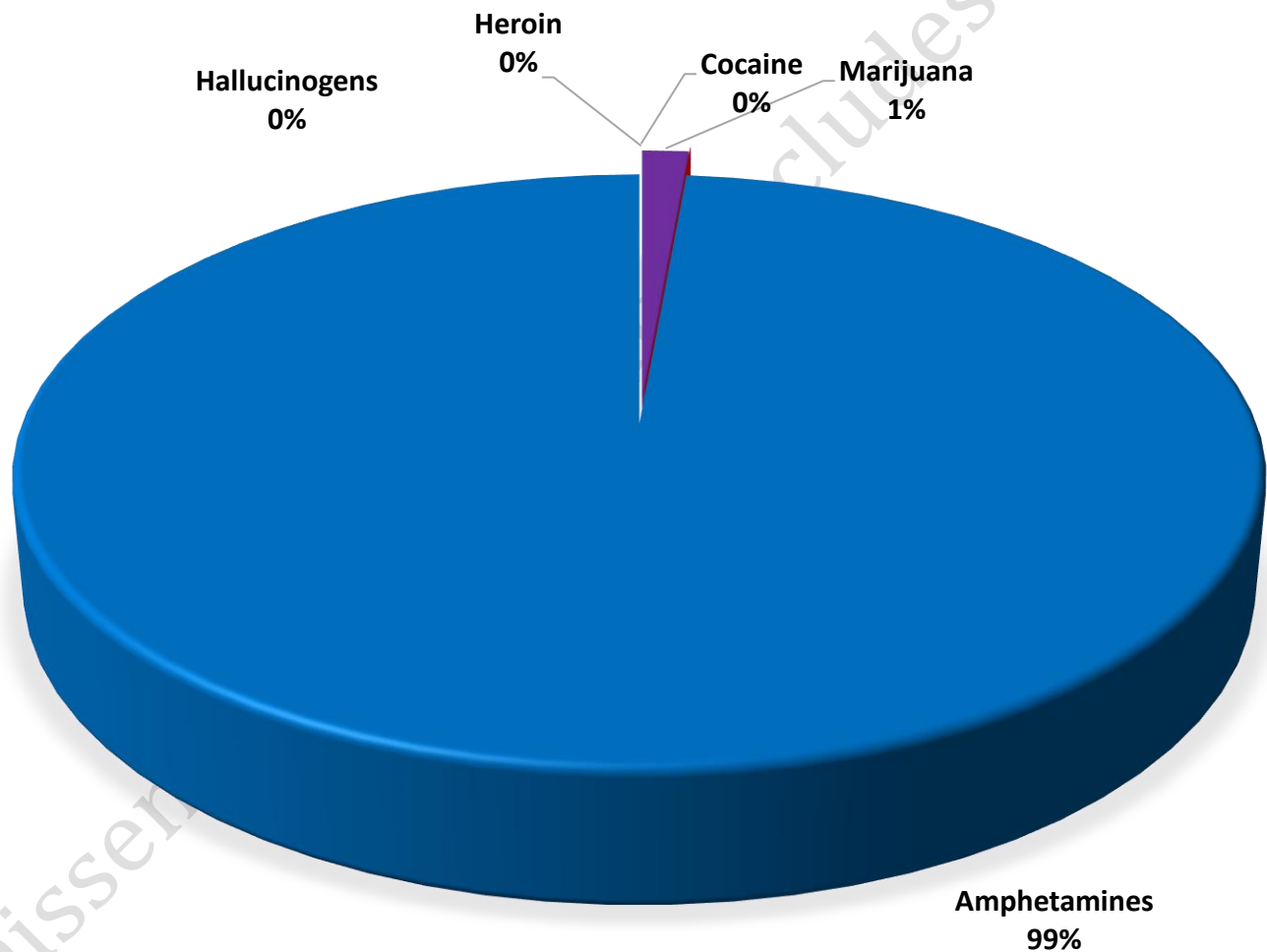
Combined Offense/Event Trends

	JAN 2021	JAN 2022
CompStat Offenses	145	122
Extended CompStat Offenses	170	164
Non-UCR Offenses	137	145
Reports Generated	368	374
Street Checks	26	34
Traffic Cites	70	39
Misdemeanor Citations	9	9
Jail Bookings	13	15

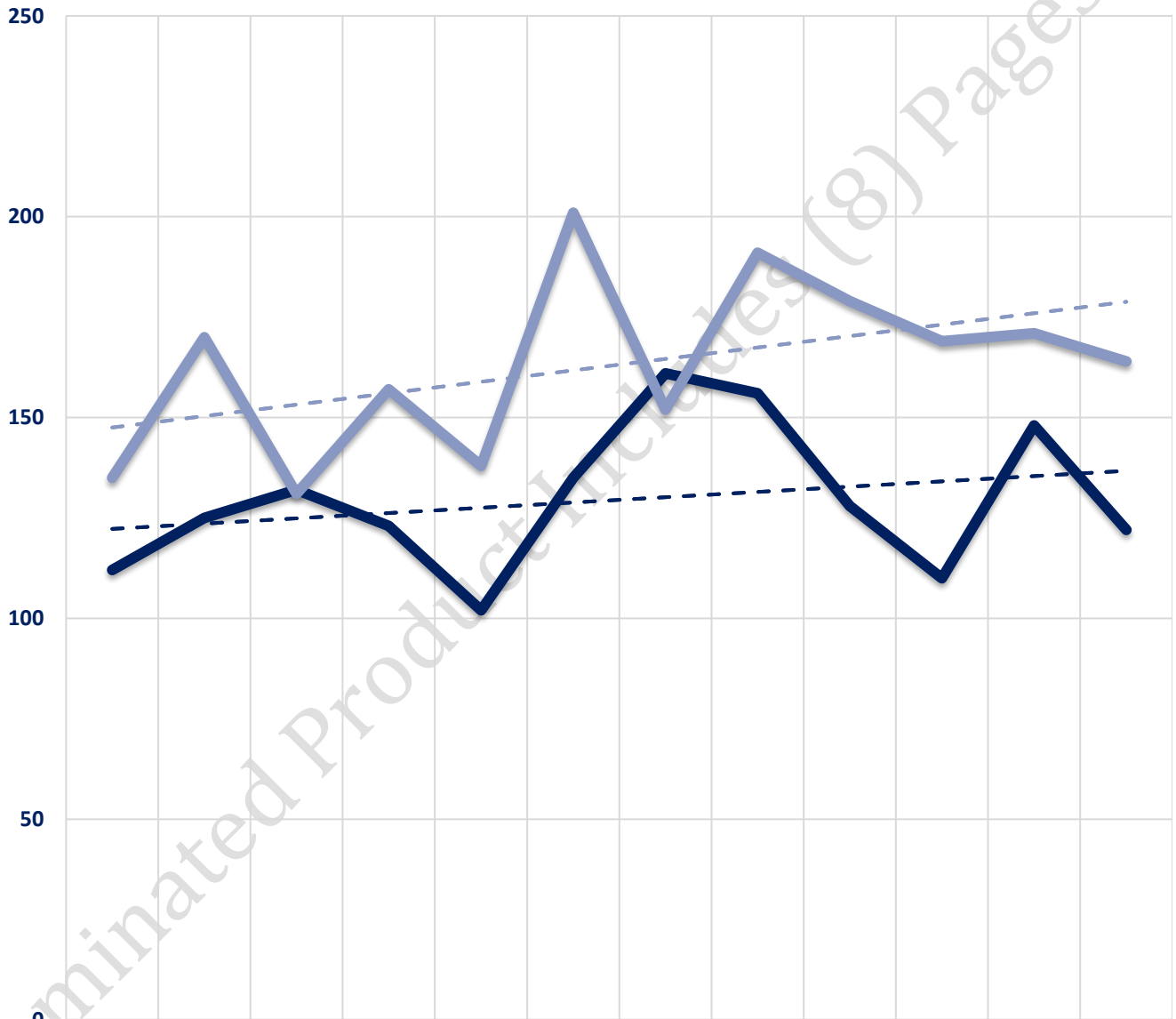


Seized Drugs

TYPE	DOSES	STREET VALUE	
Cocaine	0.0	\$	-
Heroin	0.0	\$	-
Marijuana	1.8	\$	10.58
Hallucinogens	0.0	\$	-
Amphetamines	124.0	\$	1,240.00
TOTAL	125.8	\$	1,250.58



CompStat & Extended CompStat Offenses - One Year



	FEB 2021	MAR 2021	APR 2021	MAY 2021	JUN 2021	JUL 2021	AUG 2021	SEPT 2021	OCT 2021	NOV 2021	DEC 2021	JAN 2022
CompStat	112	125	132	123	102	135	161	156	128	110	148	122
Extended CompStat	135	170	131	157	138	201	152	191	179	169	171	164