



CITY COUNCIL DISTRICT #2 MONTHLY OFFENSE SUMMARY

February 2022

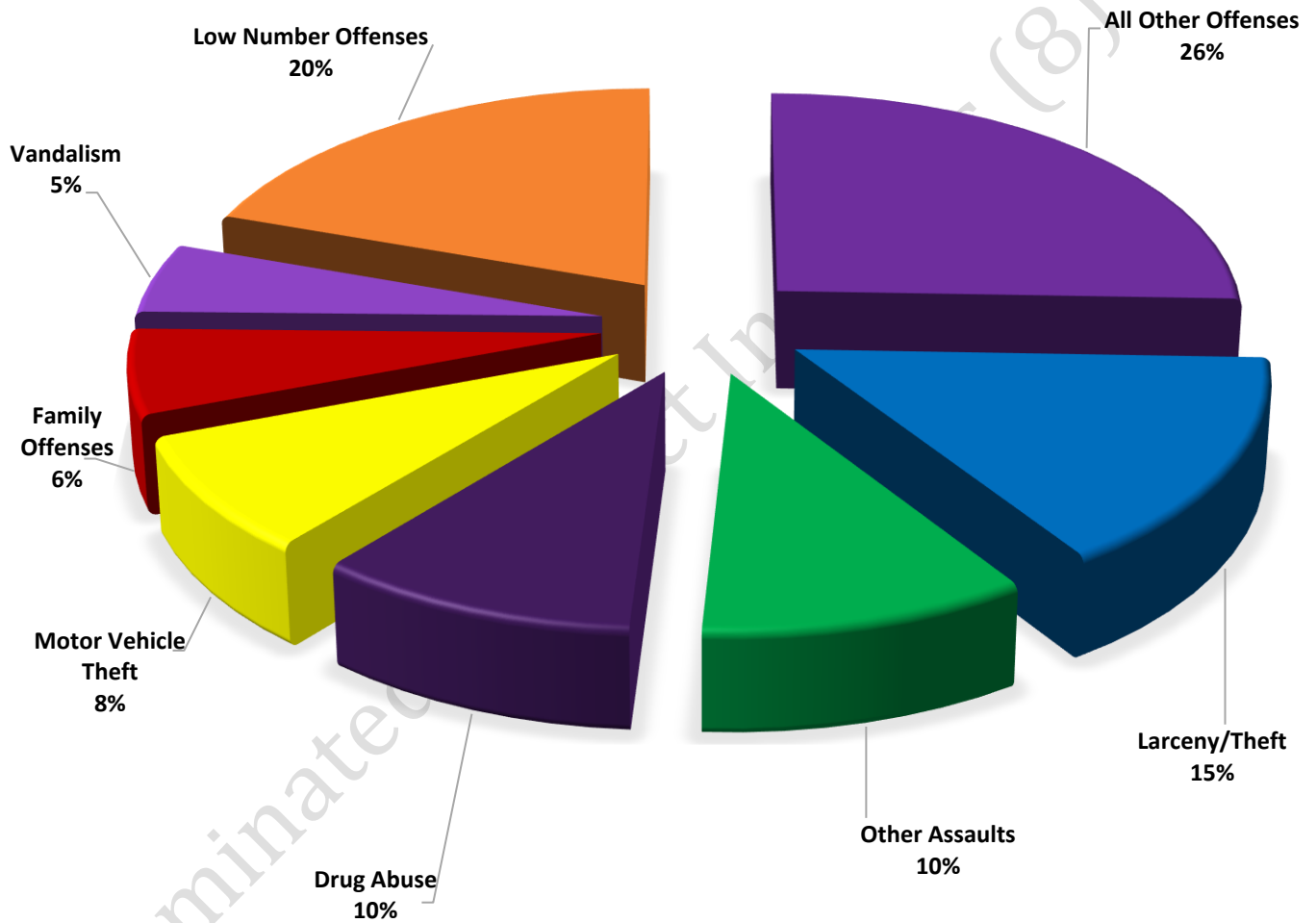
These figures represent preliminary counts of original Police Incident Reports and include all offenses within the above listed City Council District only. Full statistical analysis to determine the confidence level of this data has not been performed. The results contained herein are approximate in relation to the listed area and may not fully coincide with data shown in other areas of SLCPD's Crime Statistics page such as Calls for Service, Crimes Trending, and Crime Reports due to and reflective of departmental procedures that were in place at the time the event occurred and the date this data was compiled. Results displayed are not distinguished as attempted or completed crimes, do not include other calls for police service, and only represent police service where a report was made. Police Incident Reports are classified by primary offense categories as defined by the Uniform Crime Reporting (UCR) system, however for this report all offenses are included, and each incident may have more than one offense listed on it. In cases where there is more than one offense listed, all offenses are counted individually. Although every reasonable verification effort is made, the accuracy of any data is subject to the constraints of the report generation process as well as the manner, format, and point in time of any query.

-
- COMPSTAT OFFENSES:** (Part I) Chosen by the FBI as Part I Offenses because they are serious crimes that occur with regularity in all areas of the country and are likely to be reported to Police.
 - EXTENDED COMPSTAT OFFENSES:** (Part II) All other crimes other than the eight CompStat Offenses. The Uniform Crime Reporting Program gathers only arrest data for these offenses, however, SLCPD results displayed in this document display all of these, regardless of the presence of arrest data.
 - ALL OTHER OFFENSES:** Under the Extended CompStat Offense section, 'All Other Offenses' include Peeping Tom, Trespass, Kidnap/Abduction, Pornography, Extortion/Blackmail, Bribery, Warrants, Sexual Offenses, Obstruction, Public Peace, and Hit & Run.
 - NON-UCR OFFENSES:** Non-UCR Offenses include reports for all other offenses not classified as a CompStat or Extended CompStat Offense. Results displayed separate some of these offenses such as Ambulance Calls, Deaths, Missing Persons, Suicides, Suspicious Activity, and Traffic Accidents.
 - ALL OTHER NON-UCR:** Under the Non-UCR category, 'All Other' include the remainder of offenses not classified as CompStat or CompStat Extended and not separated from the Non-UCR Offenses. These include things such as Loud Parties, Barking Dogs, Mentally Ill Subjects, Citizen Assistance, etc.
 - LOW NUMBER OFFENSES:** On page two, in the interest of space and allowing for easier viewing, the category titled 'Low Number Offenses' include CompStat and Extended CompStat Offenses from page one that have totals under the amount of 21.

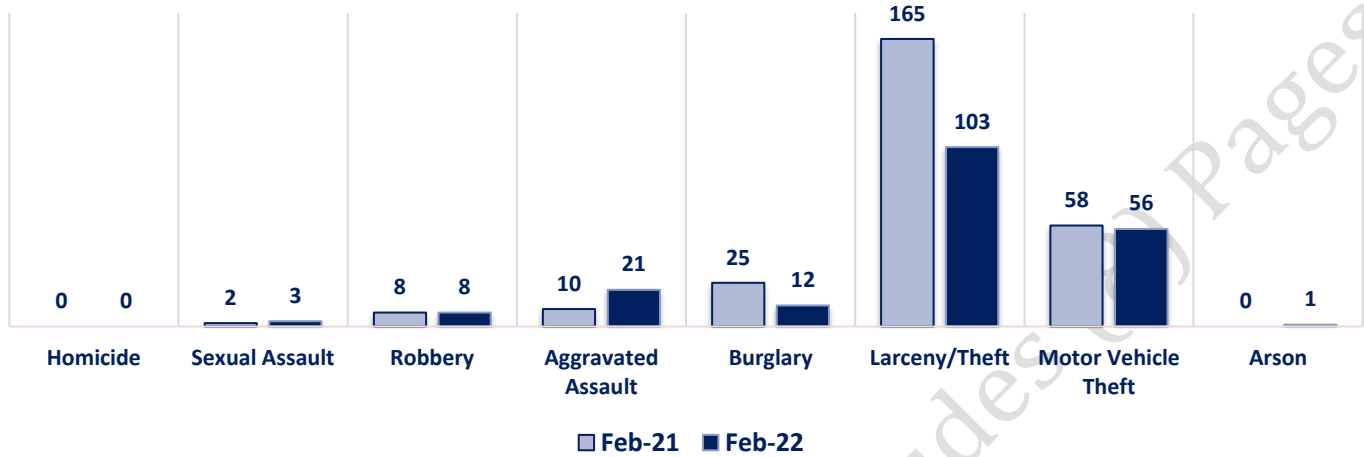
Offenses

		Offense	Feb-21	Feb-22	OFFENSE	Feb-21	Feb-22	
COMPSTAT OFFENSES	VIOLENT	Homicide	0	0	Other Assaults	37	69	
		Sexual Assault	2	3	Forgery/Counterfeiting	4	5	
		Robbery	8	8	Fraud	23	18	
		Aggravated Assault	10	21	Embezzlement	0	0	
	PROPERTY	Burglary	25	12	Stolen Property	9	13	
		Larceny/Theft	165	103	Vandalism	51	34	
		Motor Vehicle Theft	58	56	Weapons	11	12	
		Arson	0	1	Prostitution	0	0	
COMPSTAT TOTALS		268	204	Sex Offenses	5	4		
NON-UCR OFFENSES	Ambulance Calls	19	17	Drug Abuse	65	68		
	Deaths	5	2	Gambling	0	0		
	Missing Persons	7	3	Family Offenses	47	41		
	Suicides	0	1	DUI	15	6		
	Suspicious Activity	24	29	Liquor Laws	0	3		
	Traffic Accidents	64	67	Drunkenness	4	12		
	All Other	236	211	Disorderly Conduct	11	12		
	NON-UCR TOTALS		355	330	All Other Offenses	160	173	
COMPSTAT OFFENSES		268	204	Curfew/Loitering	0	3		
TOTALS	EXTENDED COMPSTAT OFFENSES		442	473	Runaway	0	0	
	NON-UCR OFFENSES		355	330	EXTENDED COMPSTAT TOTALS		442	473
	TOTAL		1065	1007				

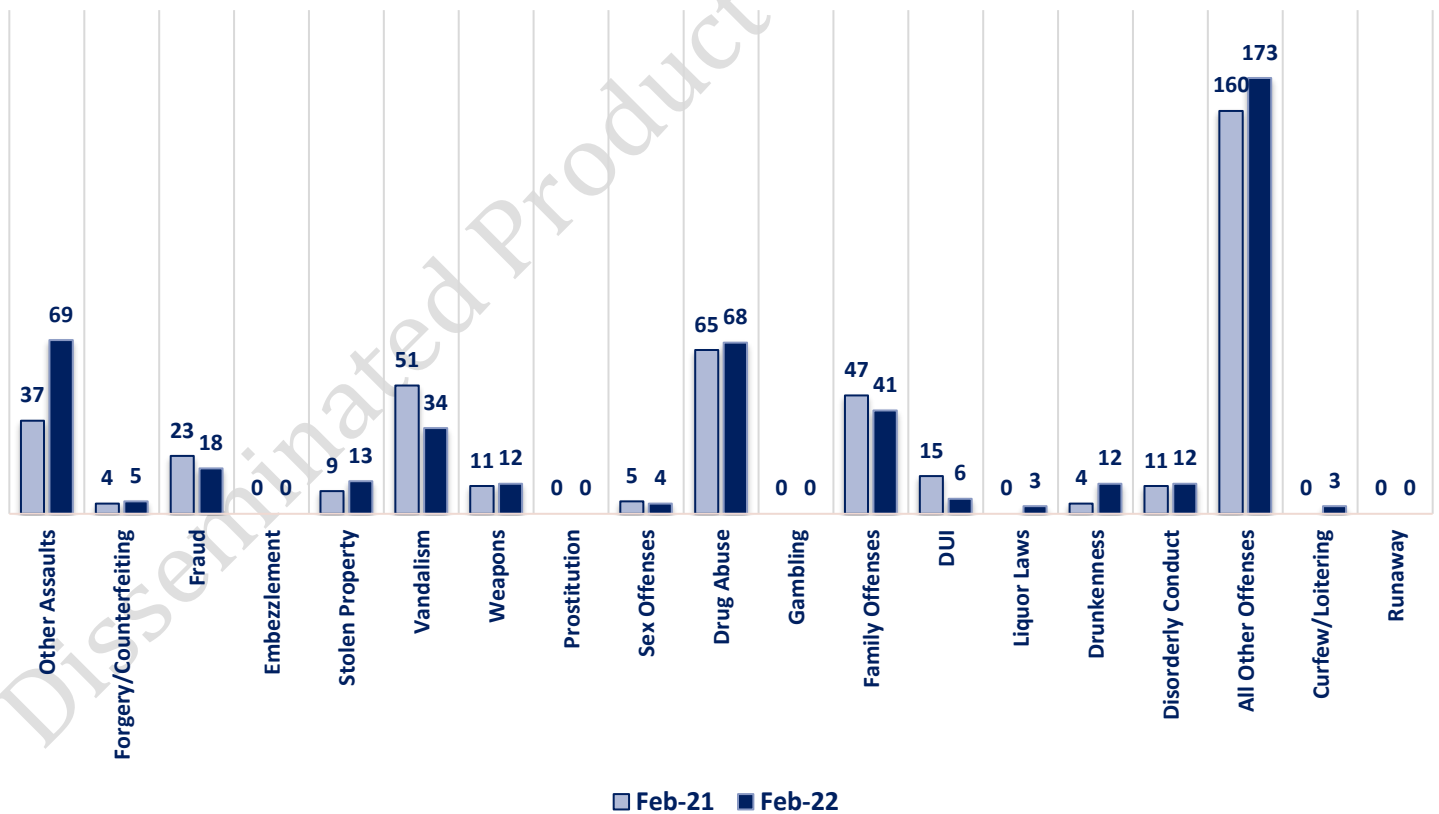
**FEBRUARY 2022 - COMPSTAT AND EXTENDED COMPSTAT
OFFENSE PERCENTAGES**



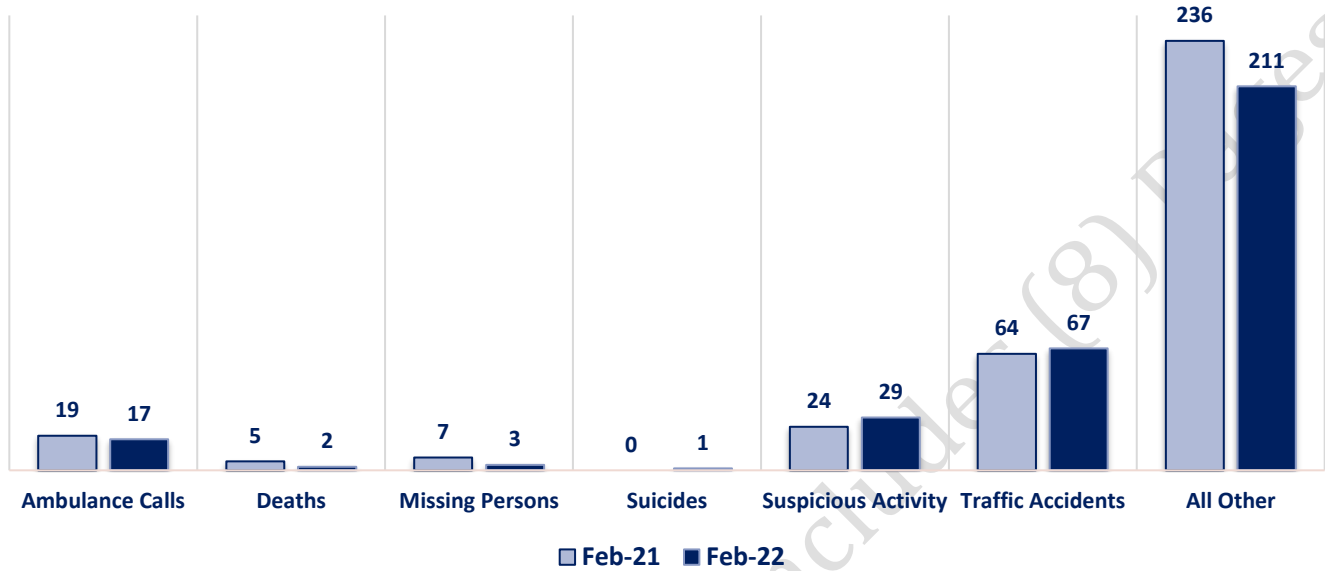
CompStat Offenses



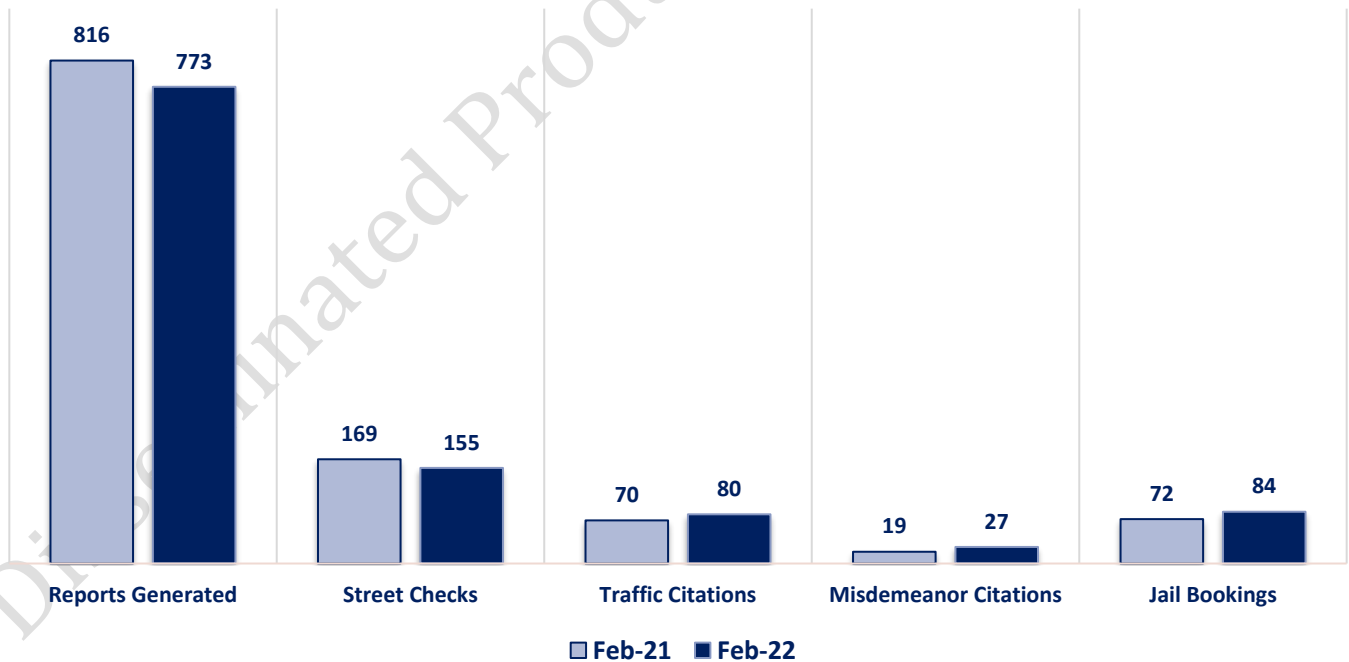
Extended CompStat Offenses



Non-UCR Offenses

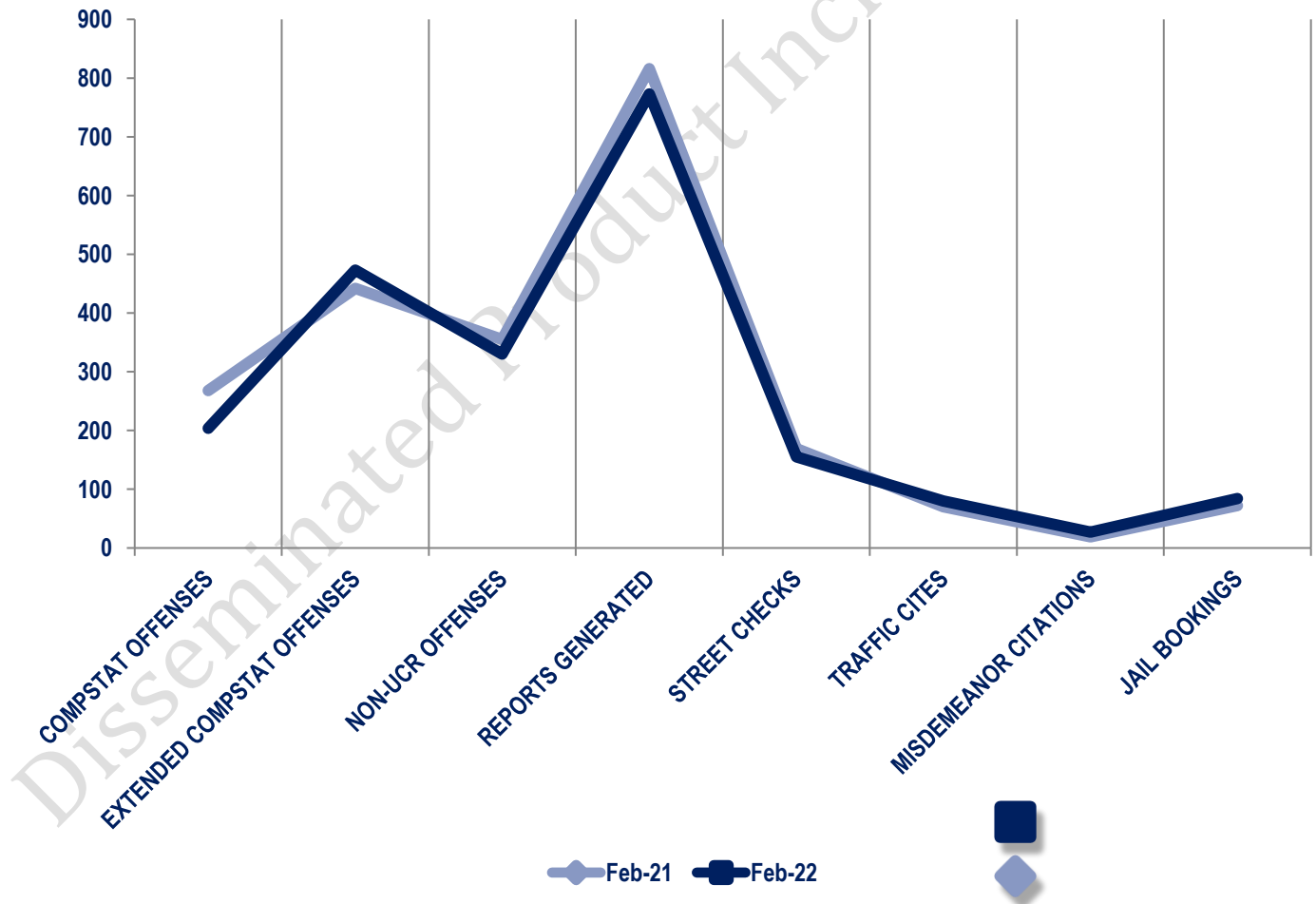


Other Event Totals



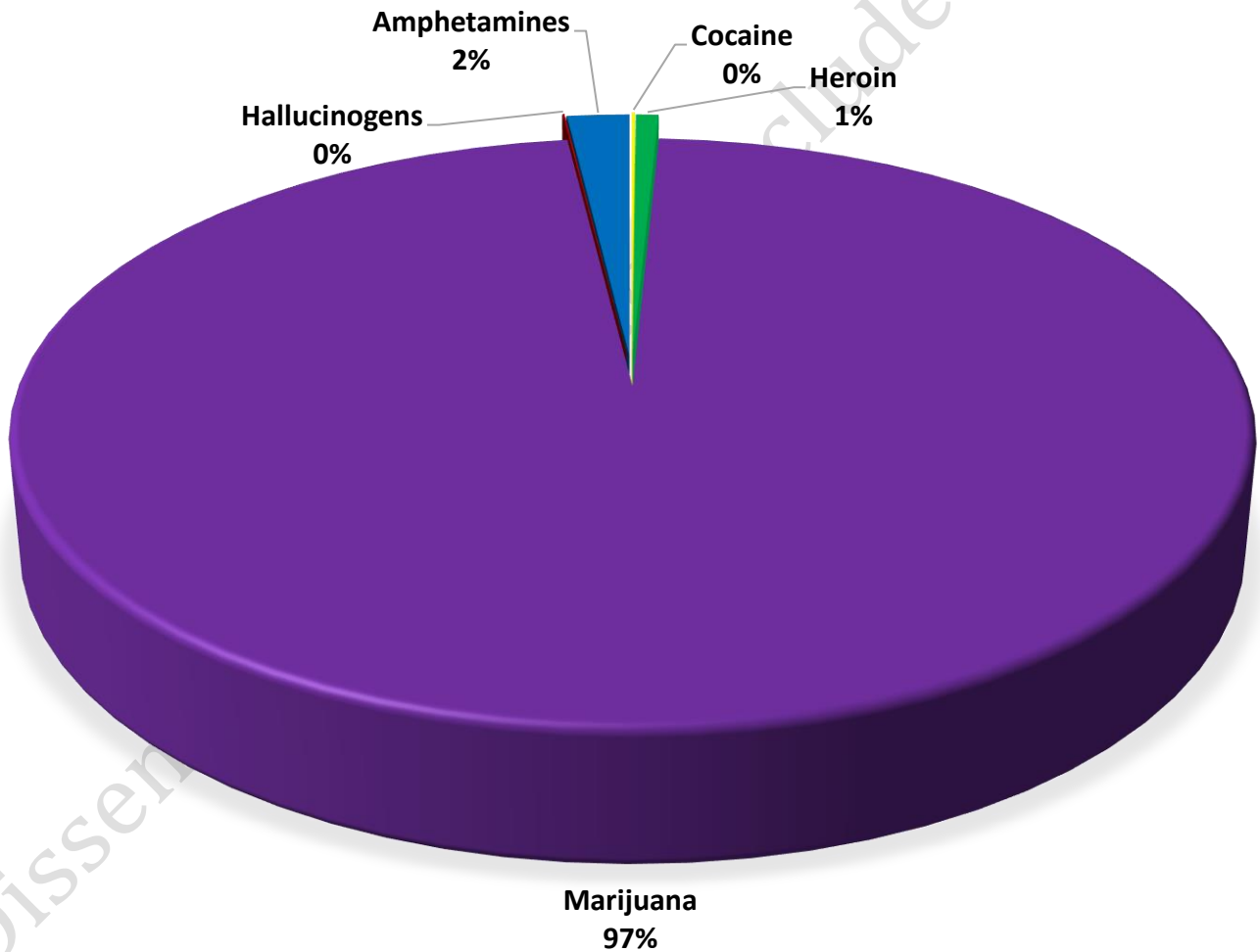
Combined Offense/Event Trends

	FEB 2021	FEB 2022
CompStat Offenses	268	204
Extended CompStat Offenses	442	473
Non-UCR Offenses	355	330
Reports Generated	816	773
Street Checks	169	155
Traffic Cites	70	80
Misdemeanor Citations	19	27
Jail Bookings	72	84



Seized Drugs

TYPE	DOSES	STREET VALUE
Cocaine	30.0	\$ 300.00
Heroin	196.1	\$ 1,961.00
Marijuana	27606.8	\$ 165,640.95
Hallucinogens	14.1	\$ 28.22
Amphetamines	541.8	\$ 5,418.00
TOTAL	28388.8	\$ 173,348.17



CompStat & Extended CompStat Offenses - One Year

