



CITY COUNCIL DISTRICT #3 MONTHLY OFFENSE SUMMARY

February 2022

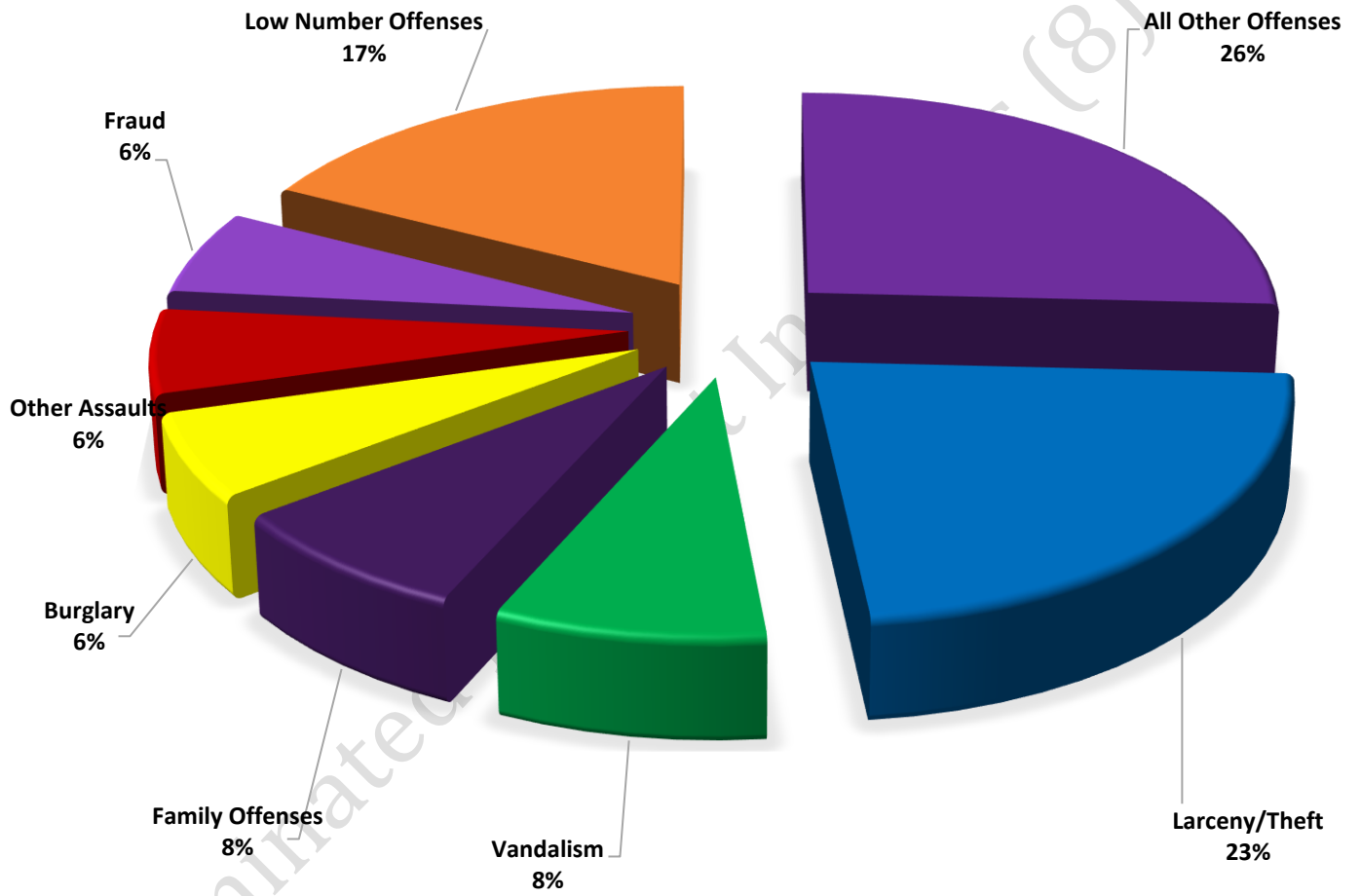
These figures represent preliminary counts of original Police Incident Reports and include all offenses within the above listed City Council District only. Full statistical analysis to determine the confidence level of this data has not been performed. The results contained herein are approximate in relation to the listed area and may not fully coincide with data shown in other areas of SLCPD's Crime Statistics page such as Calls for Service, Crimes Trending, and Crime Reports due to and reflective of departmental procedures that were in place at the time the event occurred and the date this data was compiled. Results displayed are not distinguished as attempted or completed crimes, do not include other calls for police service, and only represent police service where a report was made. Police Incident Reports are classified by primary offense categories as defined by the Uniform Crime Reporting (UCR) system, however for this report all offenses are included, and each incident may have more than one offense listed on it. In cases where there is more than one offense listed, all offenses are counted individually. Although every reasonable verification effort is made, the accuracy of any data is subject to the constraints of the report generation process as well as the manner, format, and point in time of any query.

-
- COMPSTAT OFFENSES:** (Part I) Chosen by the FBI as Part I Offenses because they are serious crimes that occur with regularity in all areas of the country and are likely to be reported to Police.
 - EXTENDED COMPSTAT OFFENSES:** (Part II) All other crimes other than the eight CompStat Offenses. The Uniform Crime Reporting Program gathers only arrest data for these offenses, however, SLCPD results displayed in this document display all of these, regardless of the presence of arrest data.
 - ALL OTHER OFFENSES:** Under the Extended CompStat Offense section, 'All Other Offenses' include Peeping Tom, Trespass, Kidnap/Abduction, Pornography, Extortion/Blackmail, Bribery, Warrants, Sexual Offenses, Obstruction, Public Peace, and Hit & Run.
 - NON-UCR OFFENSES:** Non-UCR Offenses include reports for all other offenses not classified as a CompStat or Extended CompStat Offense. Results displayed separate some of these offenses such as Ambulance Calls, Deaths, Missing Persons, Suicides, Suspicious Activity, and Traffic Accidents.
 - ALL OTHER NON-UCR:** Under the Non-UCR category, 'All Other' include the remainder of offenses not classified as CompStat or CompStat Extended and not separated from the Non-UCR Offenses. These include things such as Loud Parties, Barking Dogs, Mentally Ill Subjects, Citizen Assistance, etc.
 - LOW NUMBER OFFENSES:** On page two, in the interest of space and allowing for easier viewing, the category titled 'Low Number Offenses' include CompStat and Extended CompStat Offenses from page one that have totals under the amount of 13.

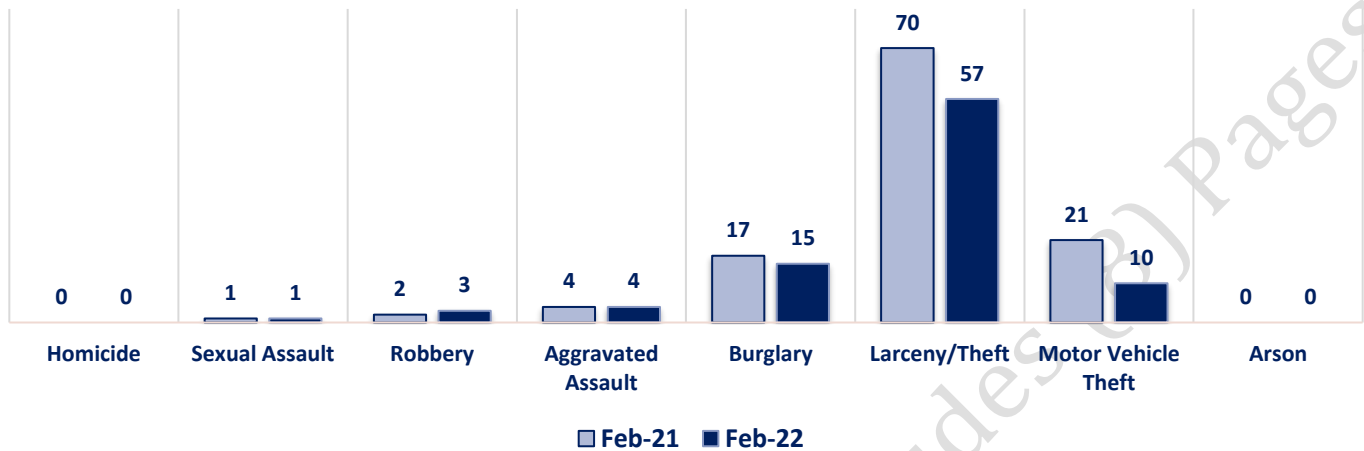
Offenses

		Offense	Feb-21	Feb-22	OFFENSE	Feb-21	Feb-22	
COMPSTAT OFFENSES	VIOLENT	Homicide	0	0	Other Assaults	25	15	
		Sexual Assault	1	1	Forgery/Counterfeiting	1	0	
		Robbery	2	3	Fraud	10	15	
		Aggravated Assault	4	4	Embezzlement	0	0	
	PROPERTY	Burglary	17	15	Stolen Property	4	0	
		Larceny/Theft	70	57	Vandalism	27	21	
		Motor Vehicle Theft	21	10	Weapons	0	3	
		Arson	0	0	Prostitution	0	0	
		COMPSTAT TOTALS	115	90	Sex Offenses	2	1	
NON-UCR OFFENSES	Ambulance Calls	10	8	Drug Abuse	14	13		
	Deaths	2	5	Gambling	0	0		
	Missing Persons	0	1	Family Offenses	25	20		
	Suicides	0	0	DUI	2	1		
	Suspicious Activity	15	9	Liquor Laws	1	0		
	Traffic Accidents	31	34	Drunkenness	5	3		
	All Other	77	82	Disorderly Conduct	5	5		
			NON-UCR TOTALS	135	139	All Other Offenses	43	65
TOTALS			COMPSTAT OFFENSES	115	90	Curfew/Loitering	0	0
			EXTENDED COMPSTAT OFFENSES	164	162	Runaway	0	0
			NON-UCR OFFENSES	135	139	EXTENDED COMPSTAT TOTALS	164	162
			TOTAL	414	391			

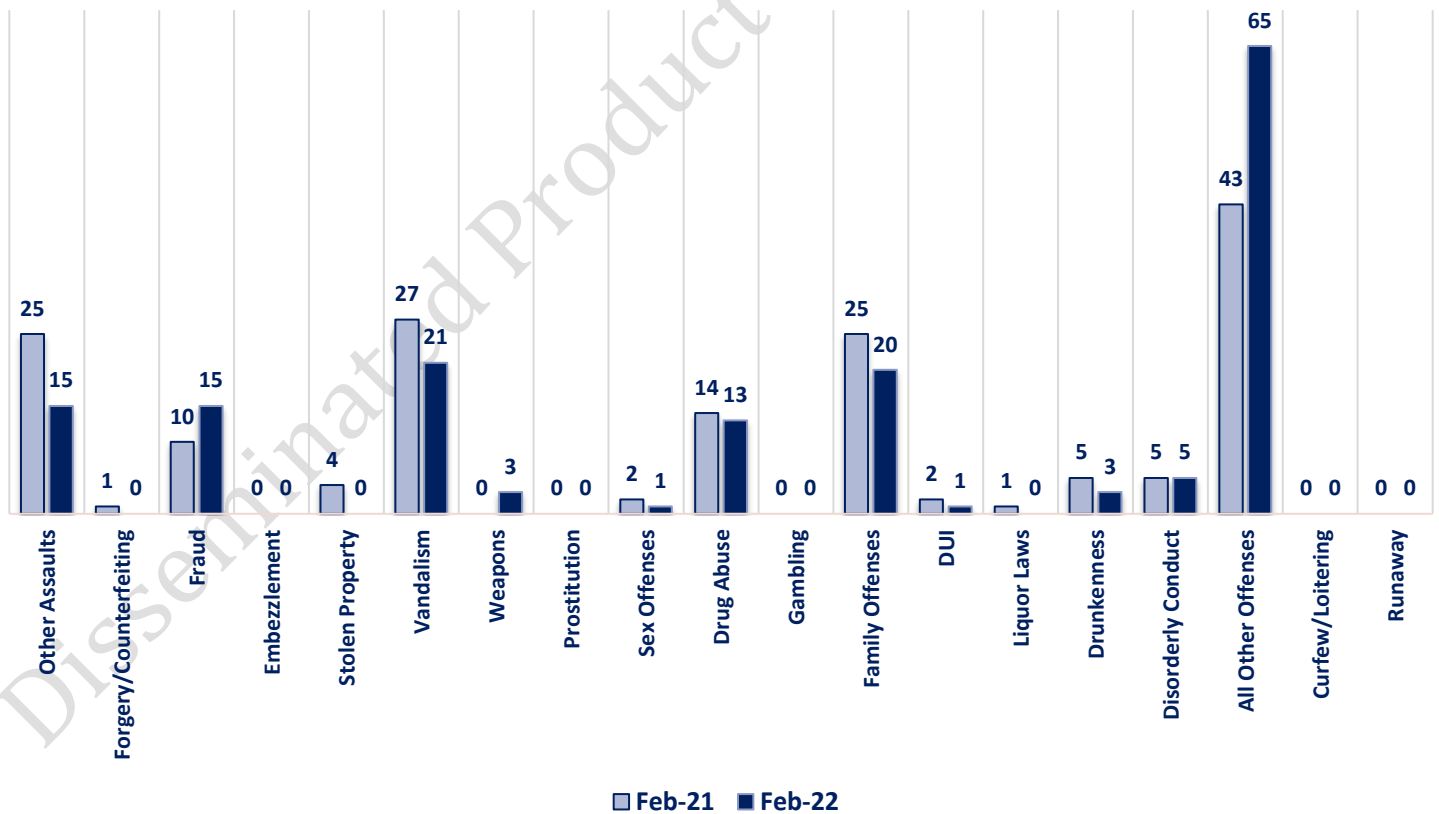
**FEBRUARY 2022 - COMPSTAT AND EXTENDED COMPSTAT
OFFENSE PERCENTAGES**



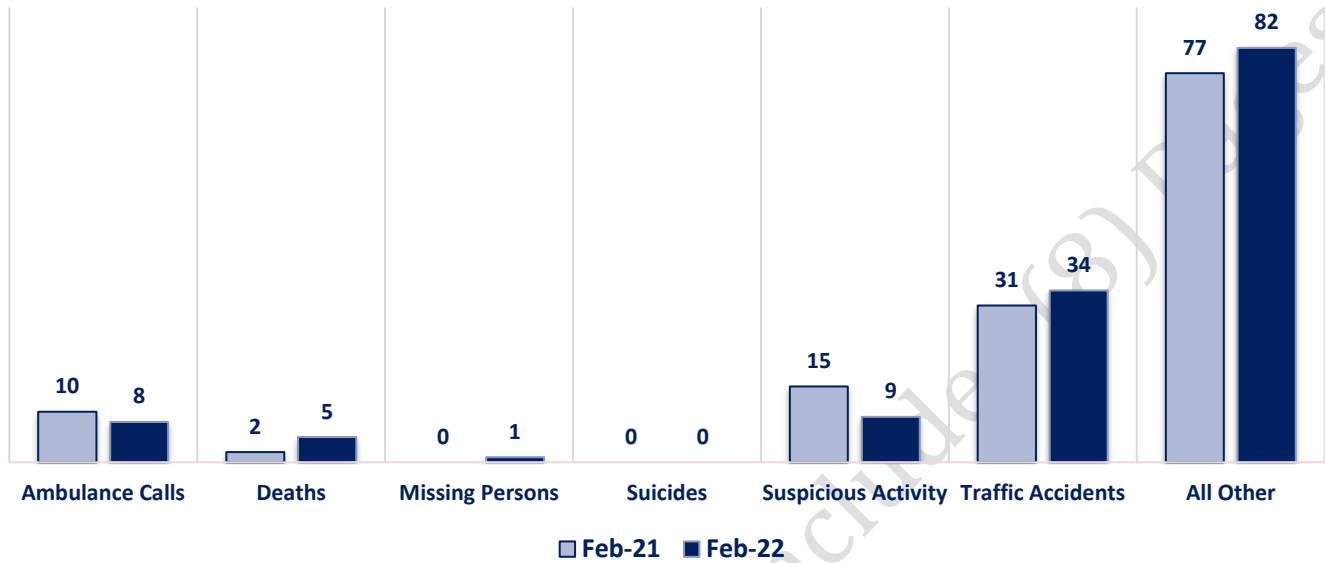
CompStat Offenses



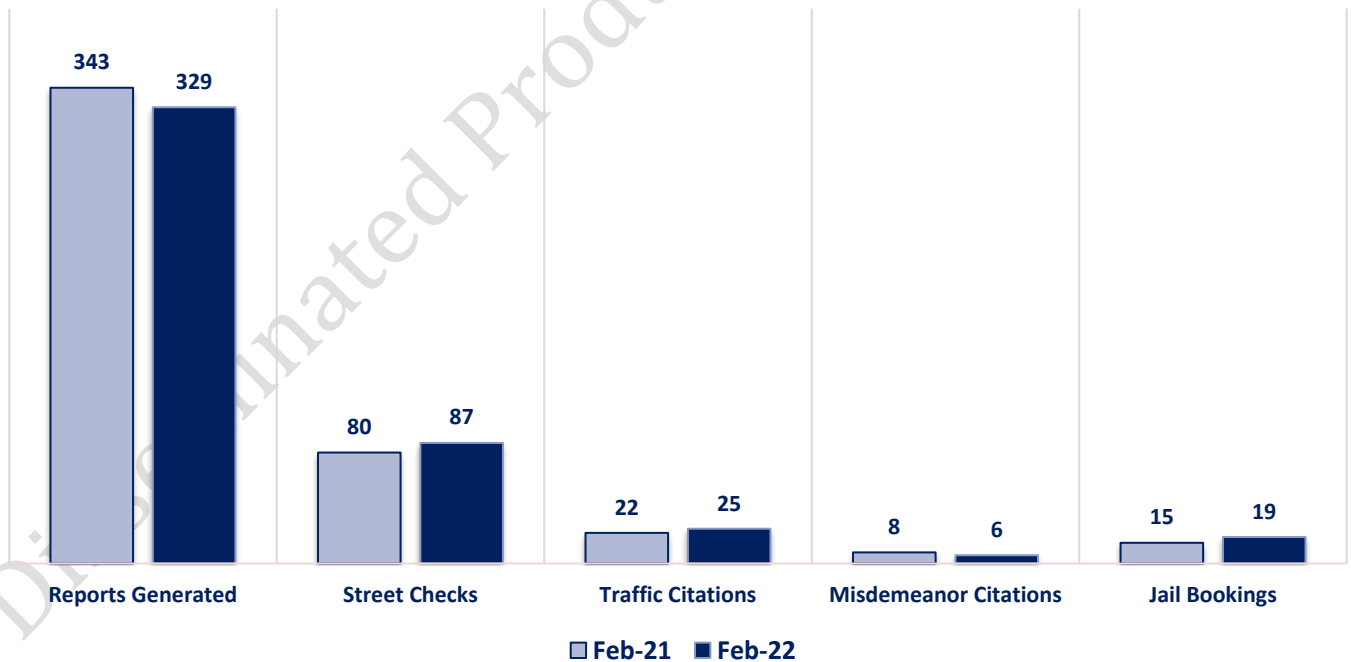
Extended CompStat Offenses



Non-UCR Offenses

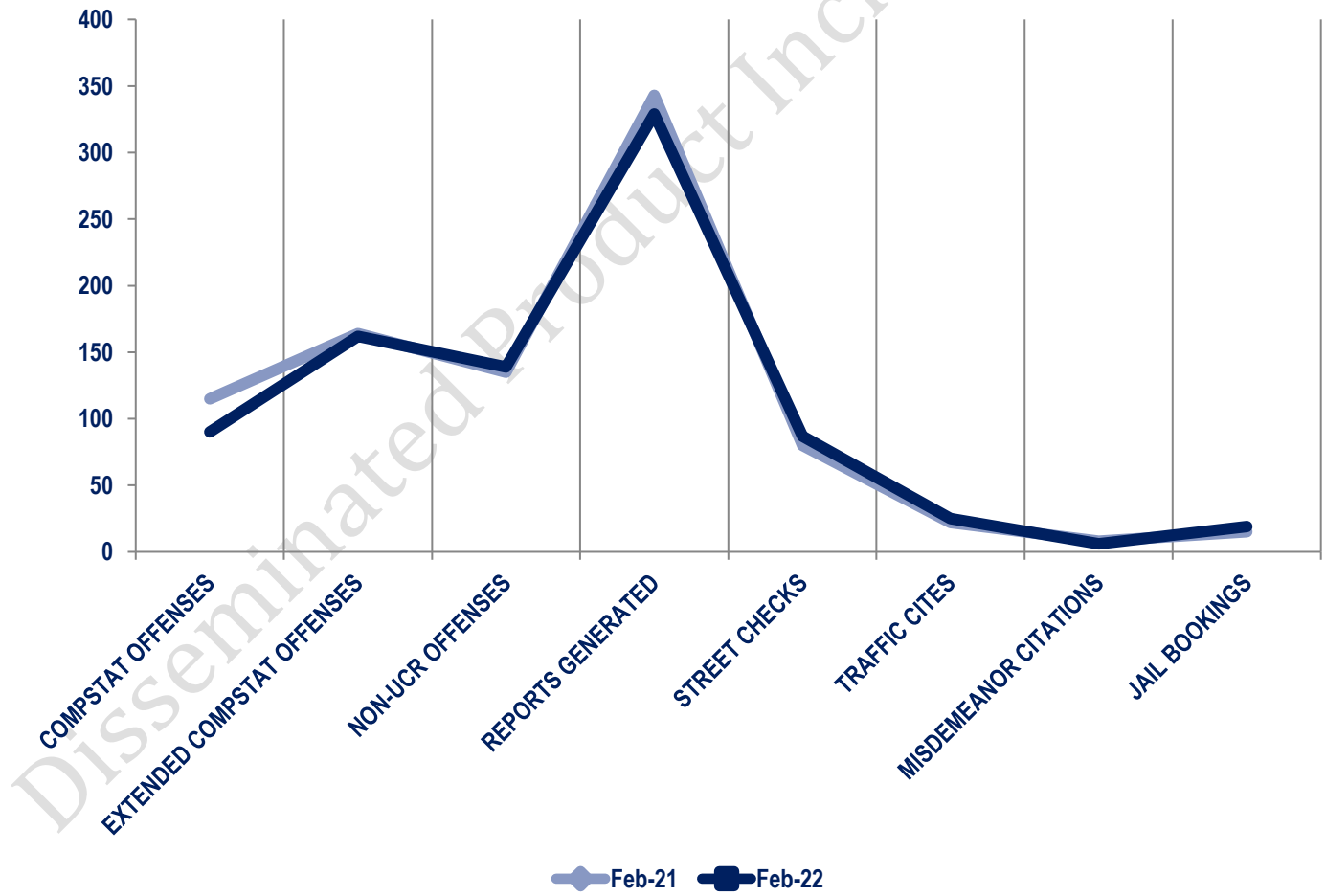


Other Event Totals



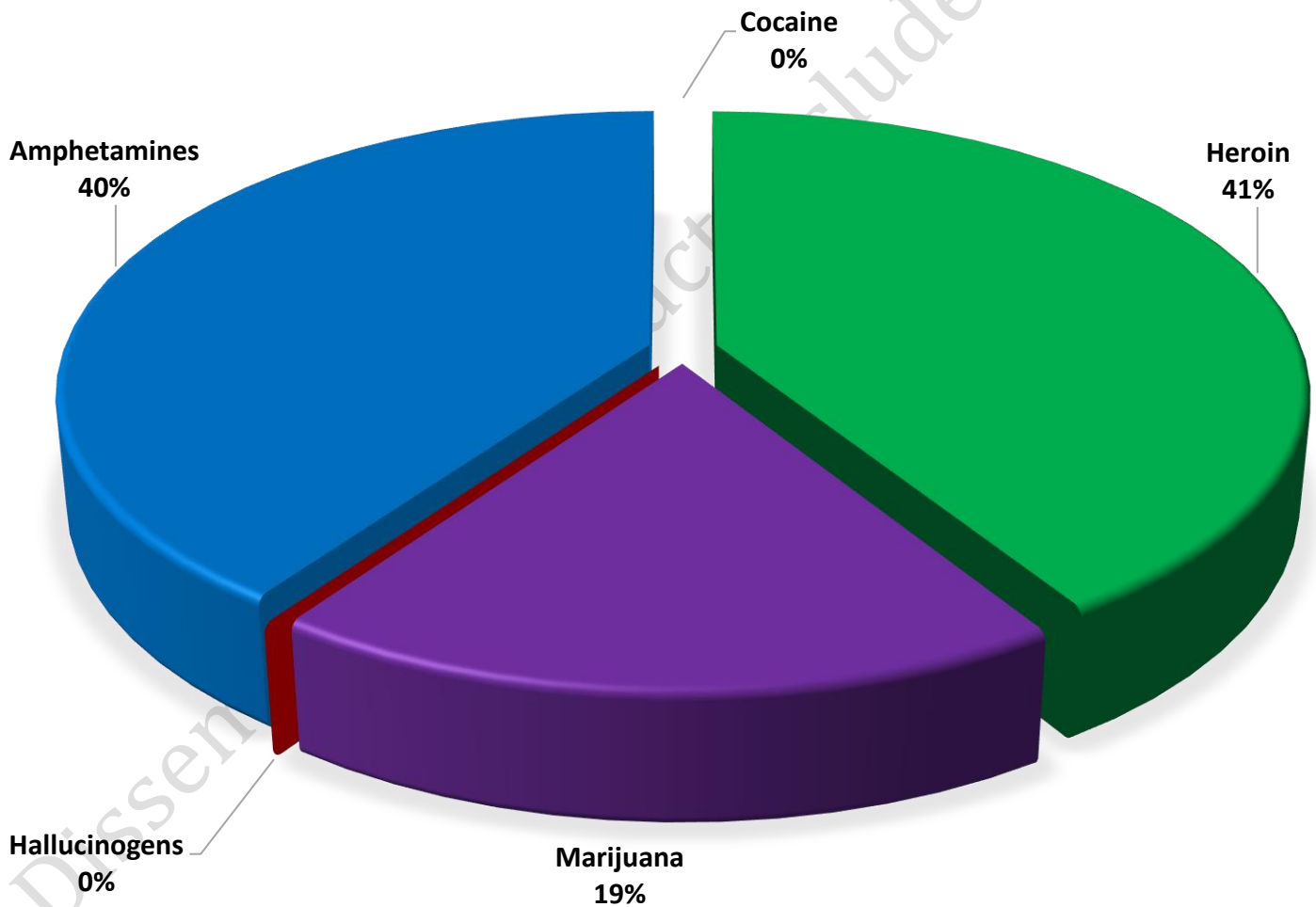
Combined Offense/Event Trends

	FEB 2021	FEB 2022
CompStat Offenses	115	90
Extended CompStat Offenses	164	162
Non-UCR Offenses	135	139
Reports Generated	343	329
Street Checks	80	87
Traffic Cites	22	25
Misdemeanor Citations	8	6
Jail Bookings	15	19



Seized Drugs

TYPE	DOSES	STREET VALUE	
Cocaine	0.0	\$	-
Heroin	50.0	\$	500.00
Marijuana	22.9	\$	137.57
Hallucinogens	0.0	\$	-
Amphetamines	49.0	\$	490.00
TOTAL	121.9	\$	1,127.57



CompStat & Extended CompStat Offenses - One Year

