



## CITY COUNCIL DISTRICT #4 MONTHLY OFFENSE SUMMARY

February 2022

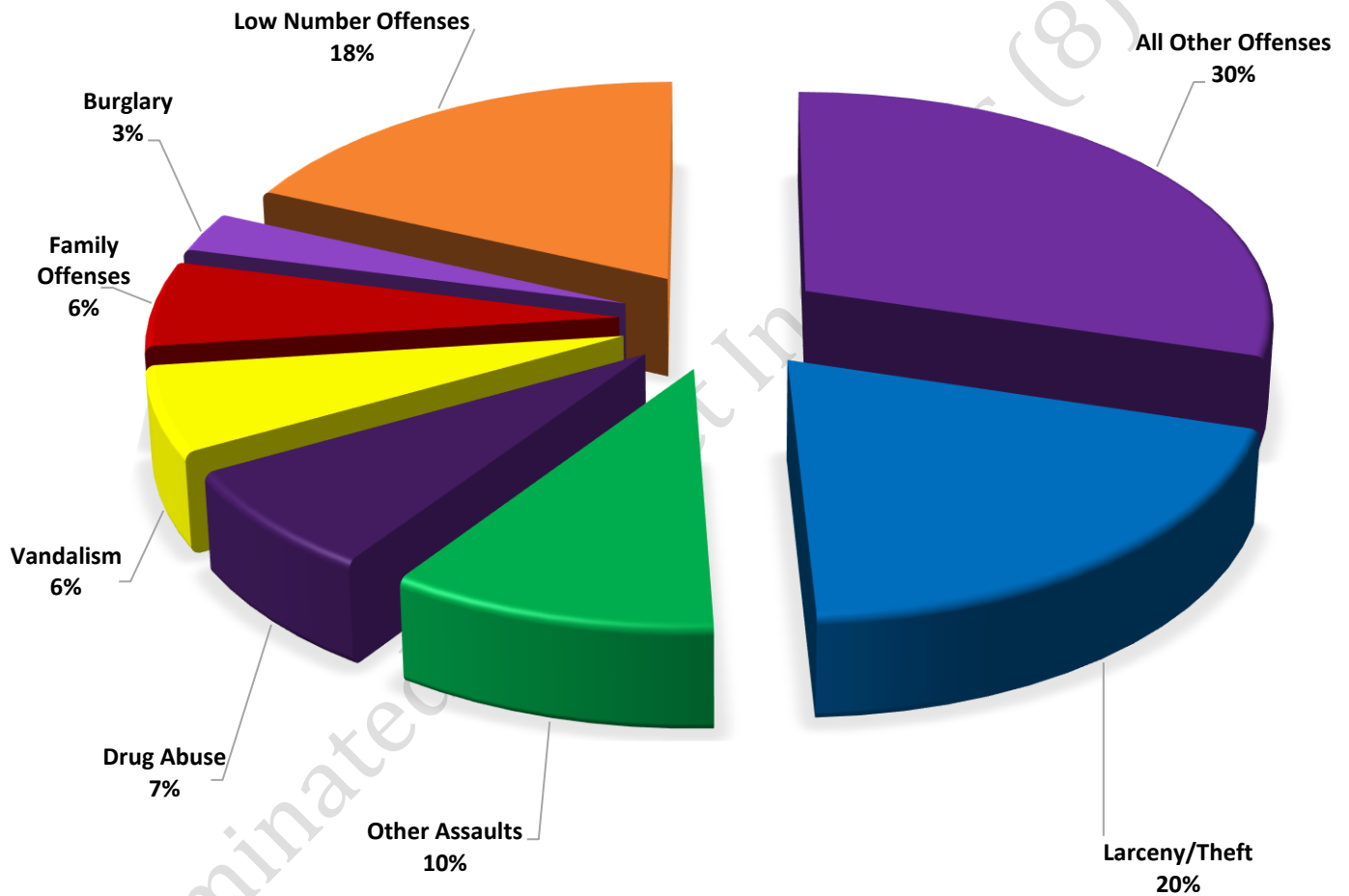
These figures represent preliminary counts of original Police Incident Reports and include all offenses within the above listed City Council District only. Full statistical analysis to determine the confidence level of this data has not been performed. The results contained herein are approximate in relation to the listed area and may not fully coincide with data shown in other areas of SLCPD's Crime Statistics page such as Calls for Service, Crimes Trending, and Crime Reports due to and reflective of departmental procedures that were in place at the time the event occurred and the date this data was compiled. Results displayed are not distinguished as attempted or completed crimes, do not include other calls for police service, and only represent police service where a report was made. Police Incident Reports are classified by primary offense categories as defined by the Uniform Crime Reporting (UCR) system, however for this report all offenses are included, and each incident may have more than one offense listed on it. In cases where there is more than one offense listed, all offenses are counted individually. Although every reasonable verification effort is made, the accuracy of any data is subject to the constraints of the report generation process as well as the manner, format, and point in time of any query.

- 
- COMPSTAT OFFENSES:** (Part I) Chosen by the FBI as Part I Offenses because they are serious crimes that occur with regularity in all areas of the country and are likely to be reported to Police.
  - EXTENDED COMPSTAT OFFENSES:** (Part II) All other crimes other than the eight CompStat Offenses. The Uniform Crime Reporting Program gathers only arrest data for these offenses, however, SLCPD results displayed in this document display all of these, regardless of the presence of arrest data.
  - ALL OTHER OFFENSES:** Under the Extended CompStat Offense section, 'All Other Offenses' include Peeping Tom, Trespass, Kidnap/Abduction, Pornography, Extortion/Blackmail, Bribery, Warrants, Sexual Offenses, Obstruction, Public Peace, and Hit & Run.
  - NON-UCR OFFENSES:** Non-UCR Offenses include reports for all other offenses not classified as a CompStat or Extended CompStat Offense. Results displayed separate some of these offenses such as Ambulance Calls, Deaths, Missing Persons, Suicides, Suspicious Activity, and Traffic Accidents.
  - ALL OTHER NON-UCR:** Under the Non-UCR category, 'All Other' include the remainder of offenses not classified as CompStat or CompStat Extended and not separated from the Non-UCR Offenses. These include things such as Loud Parties, Barking Dogs, Mentally Ill Subjects, Citizen Assistance, etc.
  - LOW NUMBER OFFENSES:** On page two, in the interest of space and allowing for easier viewing, the category titled 'Low Number Offenses' include CompStat and Extended CompStat Offenses from page one that have totals under the amount of 28.

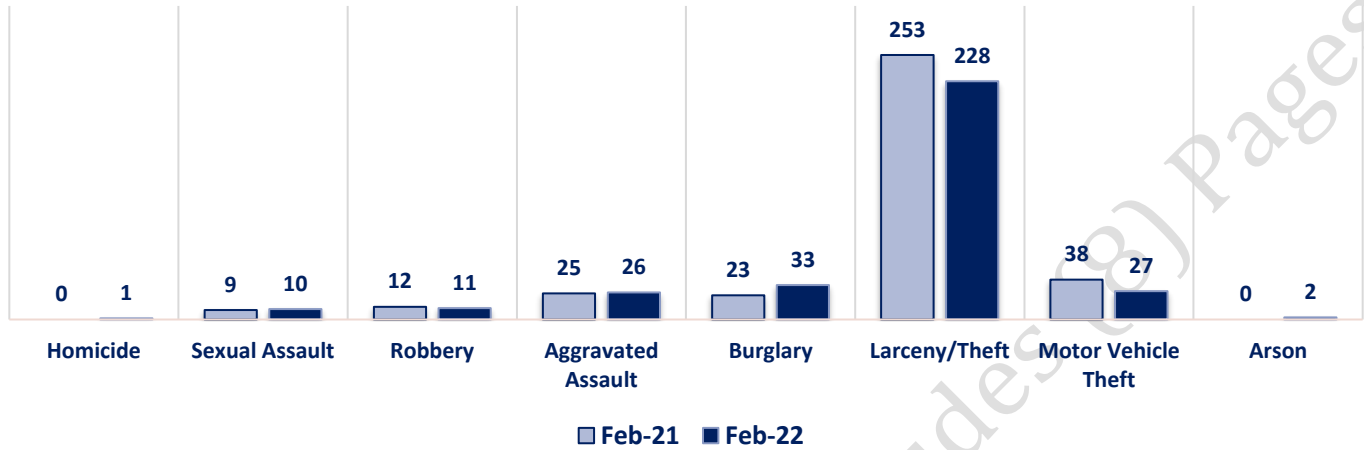
### Offenses

		Offense	Feb-21	Feb-22	OFFENSE	Feb-21	Feb-22	
<b>COMPSTAT OFFENSES</b>	<b>VIOLENT</b>	Homicide	0	1	Other Assaults	102	118	
		Sexual Assault	9	10	Forgery/Counterfeiting	15	12	
		Robbery	12	11	Fraud	44	28	
		Aggravated Assault	25	26	Embezzlement	0	1	
	<b>PROPERTY</b>	Burglary	23	33	Stolen Property	13	4	
		Larceny/Theft	253	228	Vandalism	97	71	
		Motor Vehicle Theft	38	27	Weapons	8	7	
		Arson	0	2	Prostitution	6	0	
<b>COMPSTAT TOTALS</b>		<b>360</b>	<b>338</b>	Sex Offenses	5	1		
<b>NON-UCR OFFENSES</b>	Ambulance Calls	55	56	Drug Abuse	40	86		
	Deaths	7	10	Gambling	0	0		
	Missing Persons	14	18	Family Offenses	65	71		
	Suicides	3	0	DUI	14	18		
	Suspicious Activity	35	41	Liquor Laws	1	9		
	Traffic Accidents	86	110	Drunkenness	19	28		
	All Other	312	391	Disorderly Conduct	40	26		
	<b>NON-UCR TOTALS</b>		<b>512</b>	<b>626</b>	All Other Offenses	221	346	
<b>COMPSTAT OFFENSES</b>		<b>360</b>	<b>338</b>	Curfew/Loitering	0	0		
<b>TOTALS</b>	<b>EXTENDED COMPSTAT OFFENSES</b>		<b>690</b>	<b>826</b>	Runaway	0	0	
	<b>NON-UCR OFFENSES</b>		<b>512</b>	<b>626</b>	<b>EXTENDED COMPSTAT TOTALS</b>		<b>690</b>	<b>826</b>
	<b>TOTAL</b>		<b>1562</b>	<b>1790</b>				

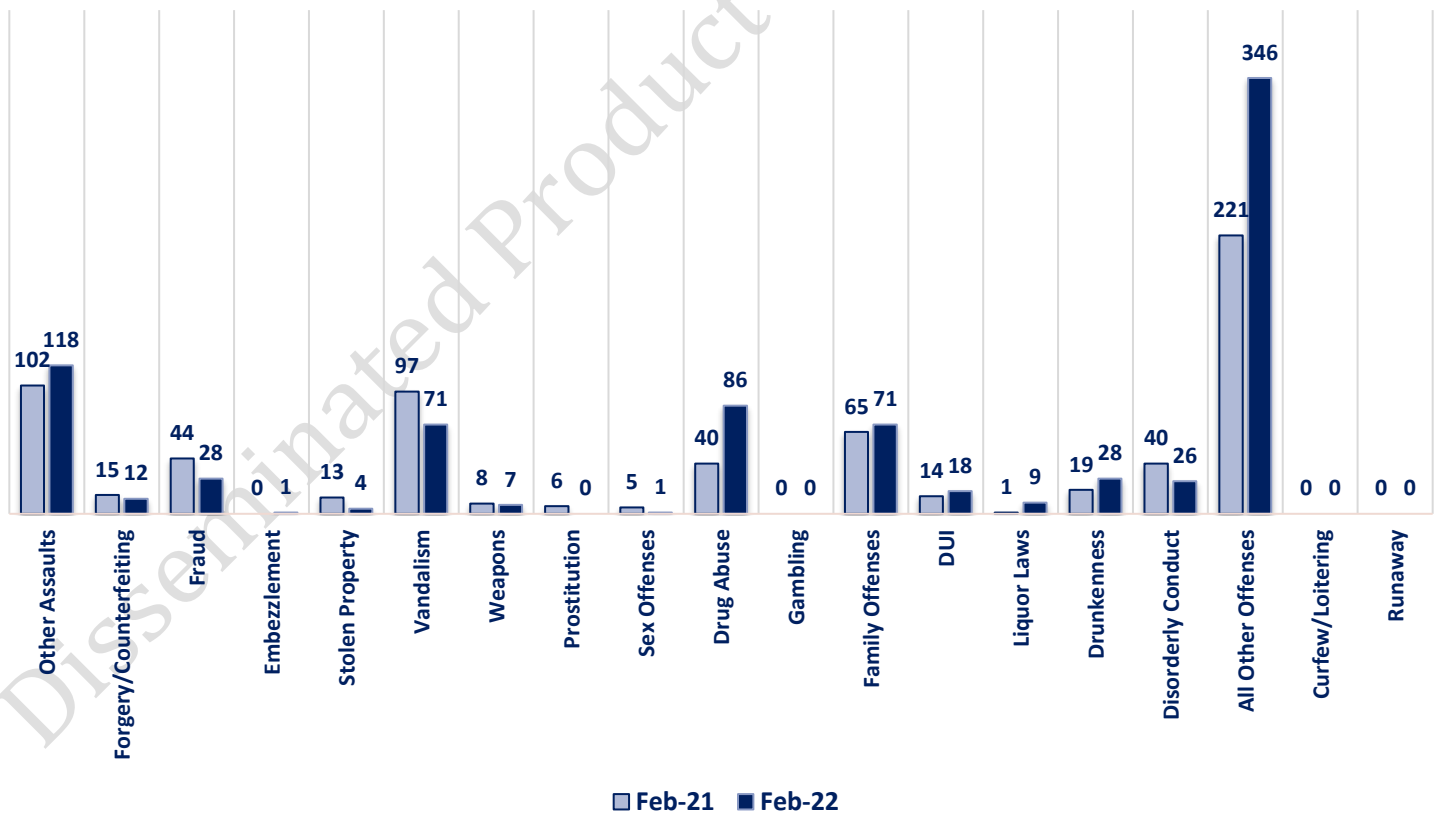
**FEBRUARY 2022 - COMPSTAT AND EXTENDED COMPSTAT  
 OFFENSE PERCENTAGES**



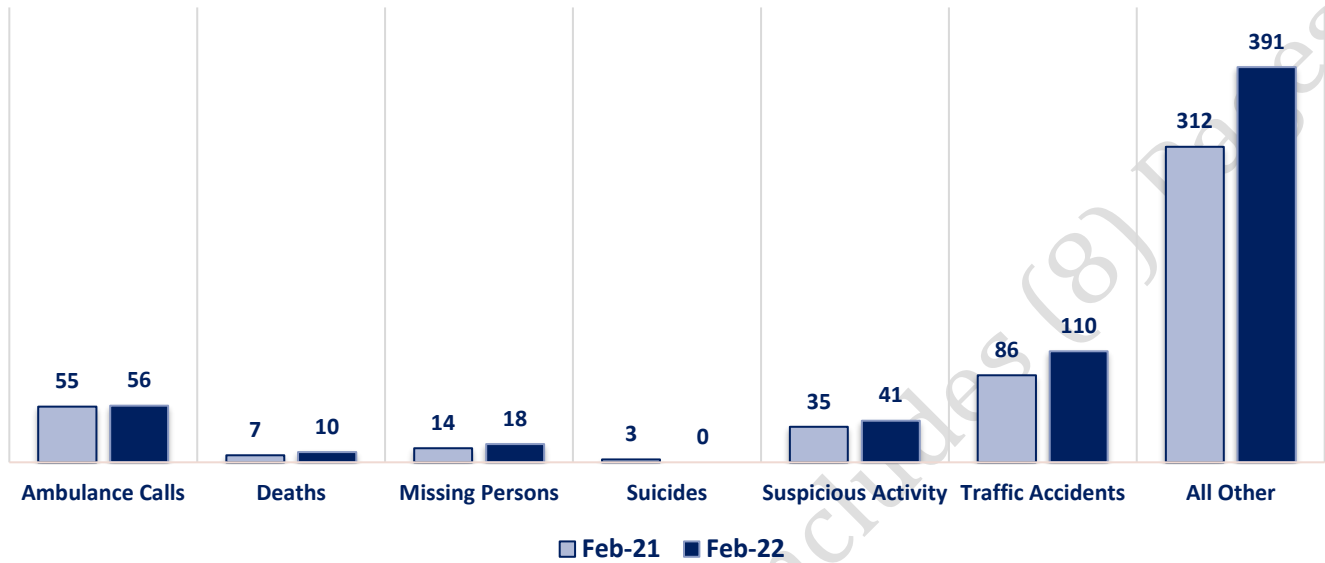
### CompStat Offenses



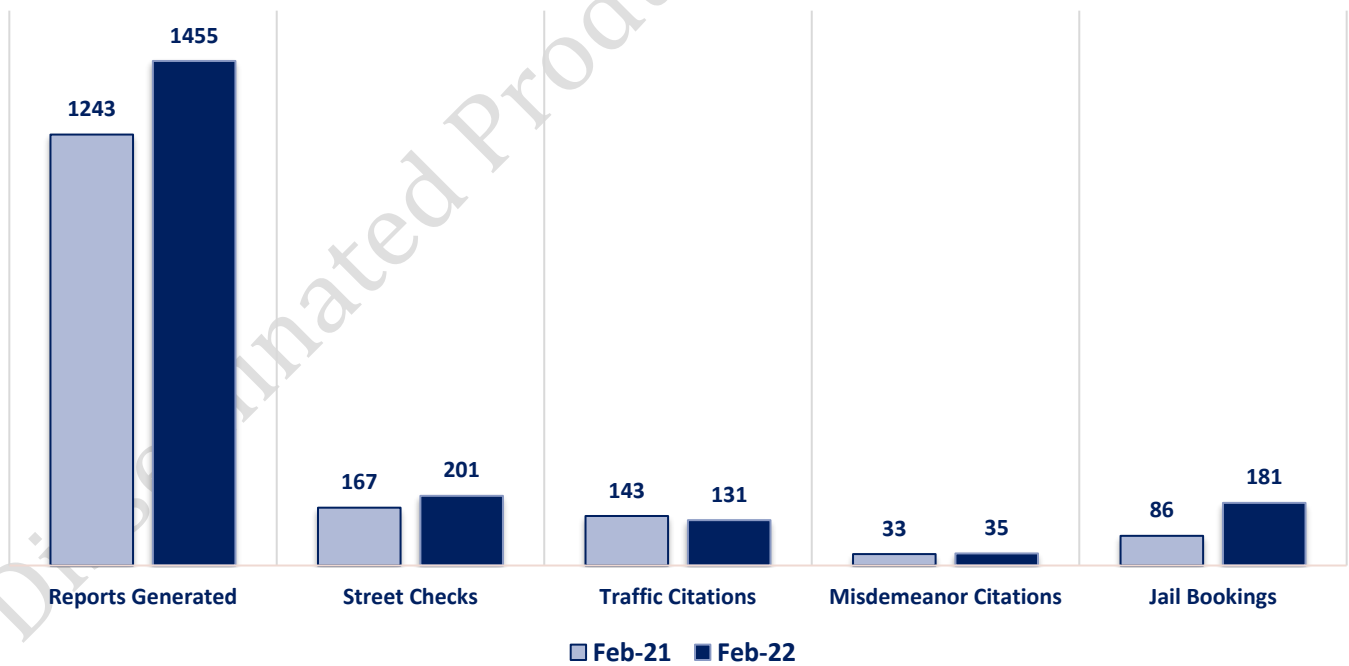
### Extended CompStat Offenses



### Non-UCR Offenses

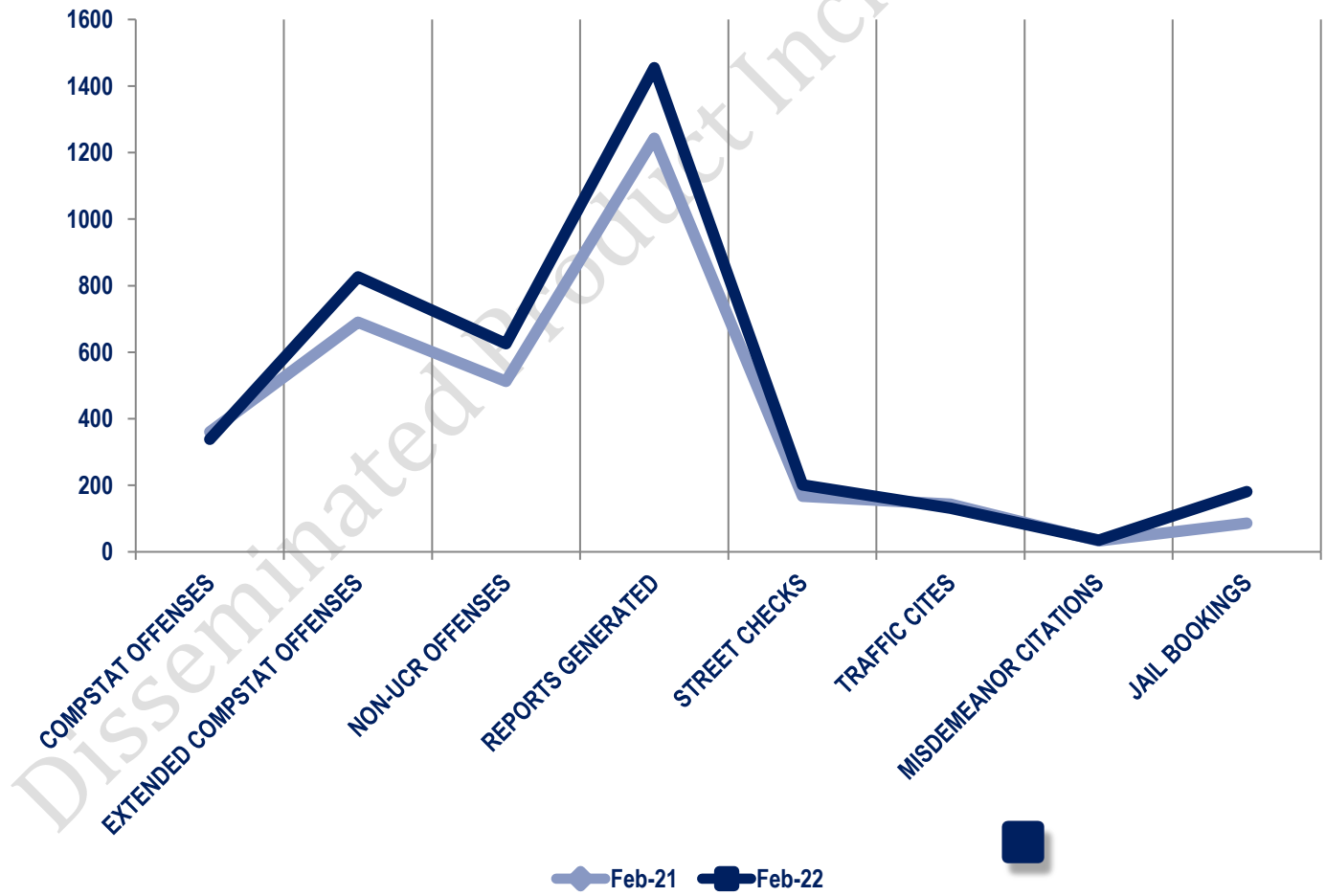


### Other Event Totals



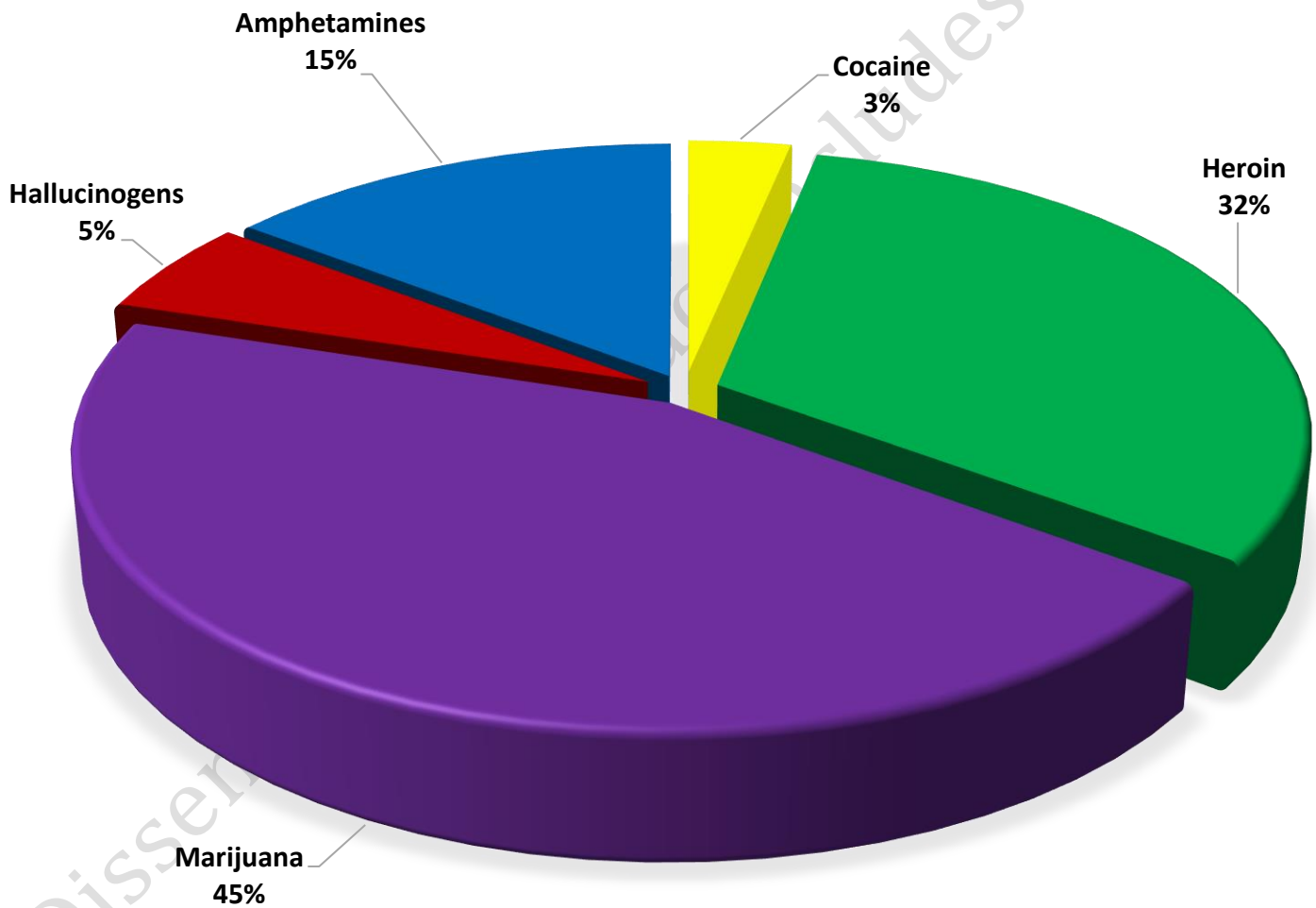
### Combined Offense/Event Trends

	FEB 2021	FEB 2022
<b>CompStat Offenses</b>	360	338
<b>Extended CompStat Offenses</b>	690	826
<b>Non-UCR Offenses</b>	512	626
<b>Reports Generated</b>	1243	1455
<b>Street Checks</b>	167	201
<b>Traffic Cites</b>	143	131
<b>Misdemeanor Citations</b>	33	35
<b>Jail Bookings</b>	86	181



### Seized Drugs

TYPE	DOSES	STREET VALUE
Cocaine	134.0	\$ 1,340.00
Heroin	1304.5	\$ 13,045.00
Marijuana	1832.3	\$ 10,994.04
Hallucinogens	225.4	\$ 450.80
Amphetamines	598.2	\$ 5,982.00
<b>TOTAL</b>	<b>4094.4</b>	<b>\$ 31,811.84</b>



**CompStat & Extended CompStat Offenses - One Year**

