



CITY COUNCIL DISTRICT #5 MONTHLY OFFENSE SUMMARY

February 2022

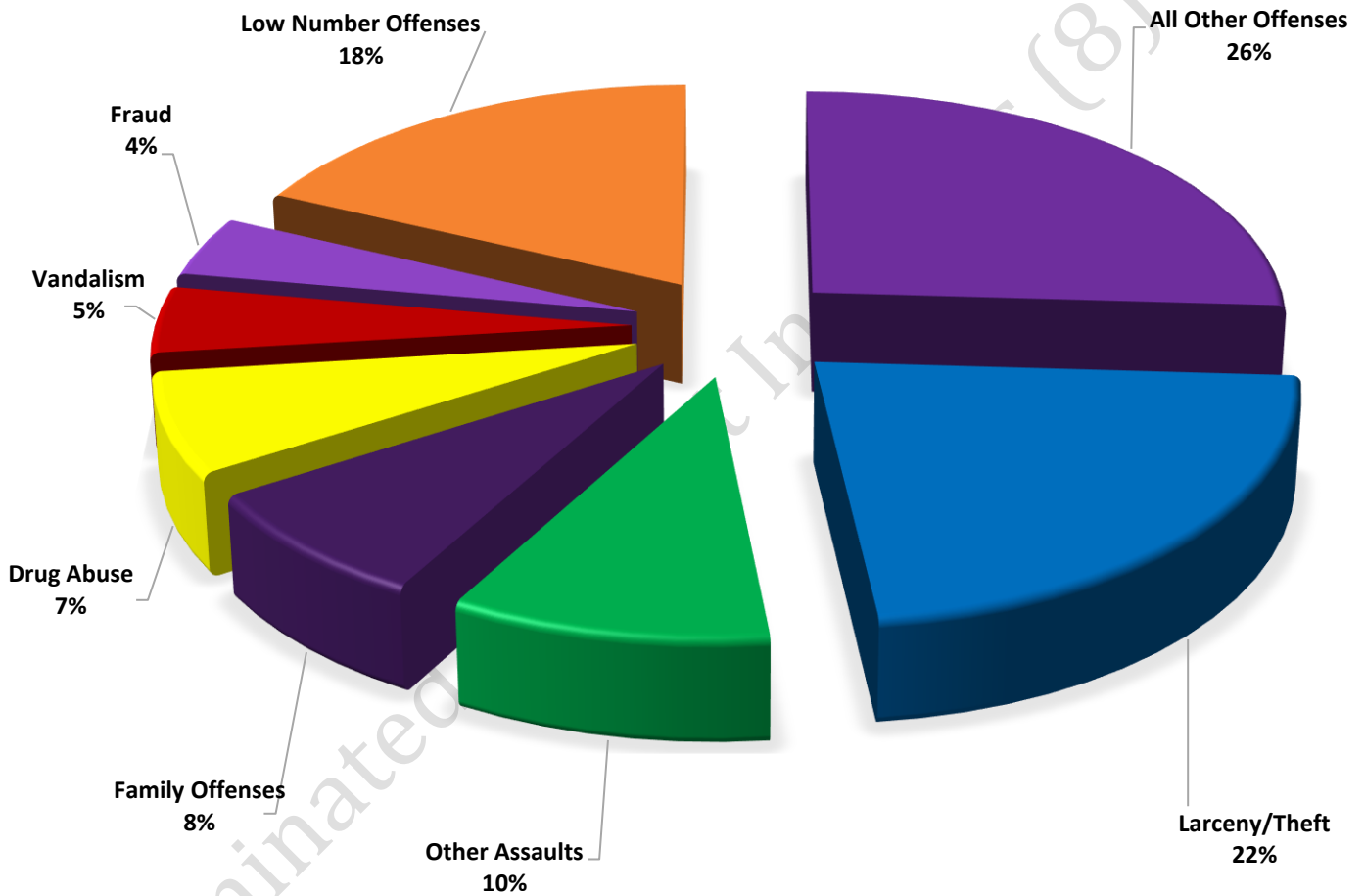
These figures represent preliminary counts of original Police Incident Reports and include all offenses within the above listed City Council District only. Full statistical analysis to determine the confidence level of this data has not been performed. The results contained herein are approximate in relation to the listed area and may not fully coincide with data shown in other areas of SLCPD's Crime Statistics page such as Calls for Service, Crimes Trending, and Crime Reports due to and reflective of departmental procedures that were in place at the time the event occurred and the date this data was compiled. Results displayed are not distinguished as attempted or completed crimes, do not include other calls for police service, and only represent police service where a report was made. Police Incident Reports are classified by primary offense categories as defined by the Uniform Crime Reporting (UCR) system, however for this report all offenses are included, and each incident may have more than one offense listed on it. In cases where there is more than one offense listed, all offenses are counted individually. Although every reasonable verification effort is made, the accuracy of any data is subject to the constraints of the report generation process as well as the manner, format, and point in time of any query.

-
- COMPSTAT OFFENSES:** (Part I) Chosen by the FBI as Part I Offenses because they are serious crimes that occur with regularity in all areas of the country and are likely to be reported to Police.
 - EXTENDED COMPSTAT OFFENSES:** (Part II) All other crimes other than the eight CompStat Offenses. The Uniform Crime Reporting Program gathers only arrest data for these offenses, however, SLCPD results displayed in this document display all of these, regardless of the presence of arrest data.
 - ALL OTHER OFFENSES:** Under the Extended CompStat Offense section, 'All Other Offenses' include Peeping Tom, Trespass, Kidnap/Abduction, Pornography, Extortion/Blackmail, Bribery, Warrants, Sexual Offenses, Obstruction, Public Peace, and Hit & Run.
 - NON-UCR OFFENSES:** Non-UCR Offenses include reports for all other offenses not classified as a CompStat or Extended CompStat Offense. Results displayed separate some of these offenses such as Ambulance Calls, Deaths, Missing Persons, Suicides, Suspicious Activity, and Traffic Accidents.
 - ALL OTHER NON-UCR:** Under the Non-UCR category, 'All Other' include the remainder of offenses not classified as CompStat or CompStat Extended and not separated from the Non-UCR Offenses. These include things such as Loud Parties, Barking Dogs, Mentally Ill Subjects, Citizen Assistance, etc.
 - LOW NUMBER OFFENSES:** On page two, in the interest of space and allowing for easier viewing, the category titled 'Low Number Offenses' include CompStat and Extended CompStat Offenses from page one that have totals under the amount of 22.

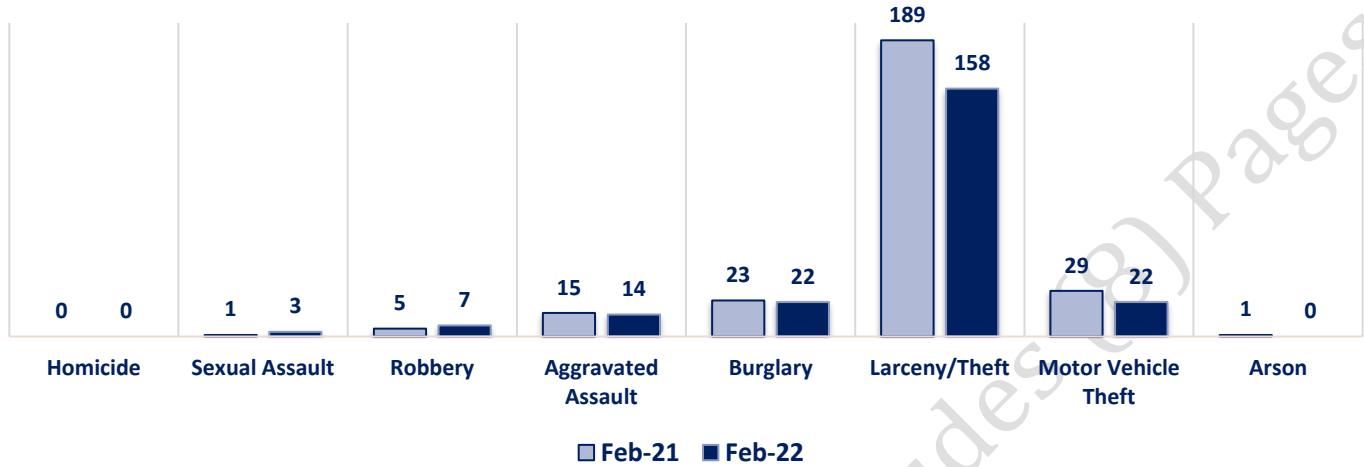
Offenses

		Offense	Feb-21	Feb-22	OFFENSE	Feb-21	Feb-22	
COMPSTAT OFFENSES	VIOLENT	Homicide	0	0	Other Assaults	64	69	
		Sexual Assault	1	3	Forgery/Counterfeiting	3	2	
		Robbery	5	7	Fraud	37	30	
		Aggravated Assault	15	14	Embezzlement	0	0	
	PROPERTY	Burglary	23	22	Stolen Property	6	7	
		Larceny/Theft	189	158	Vandalism	55	33	
		Motor Vehicle Theft	29	22	Weapons	10	7	
		Arson	1	0	Prostitution	0	0	
		COMPSTAT TOTALS	263	226	Sex Offenses	2	4	
NON-UCR OFFENSES	Ambulance Calls	28	30	Drug Abuse	70	50		
	Deaths	3	2	Gambling	0	0		
	Missing Persons	3	8	Family Offenses	43	56		
	Suicides	1	0	DUI	3	5		
	Suspicious Activity	28	32	Liquor Laws	0	0		
	Traffic Accidents	47	48	Drunkenness	12	18		
	All Other	170	201	Disorderly Conduct	12	16		
			NON-UCR TOTALS	280	321	All Other Offenses	178	183
TOTALS			COMPSTAT OFFENSES	263	226	Curfew/Loitering	0	0
			EXTENDED COMPSTAT OFFENSES	495	480	Runaway	0	0
			NON-UCR OFFENSES	280	321	EXTENDED COMPSTAT TOTALS	495	480
			TOTAL	1038	1027			

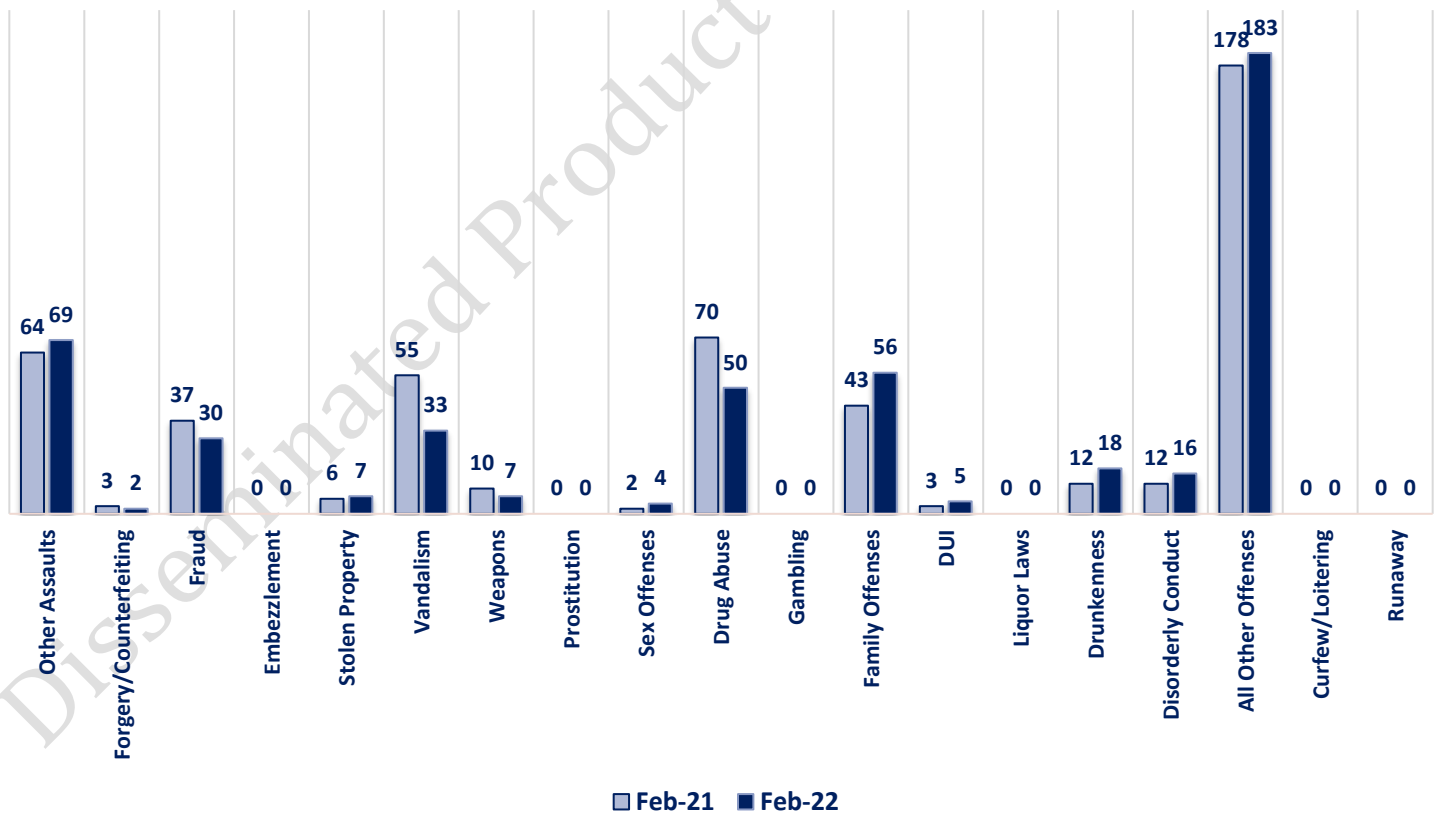
**FEBRUARY 2022 - COMPSTAT AND EXTENDED COMPSTAT
 OFFENSE PERCENTAGES**



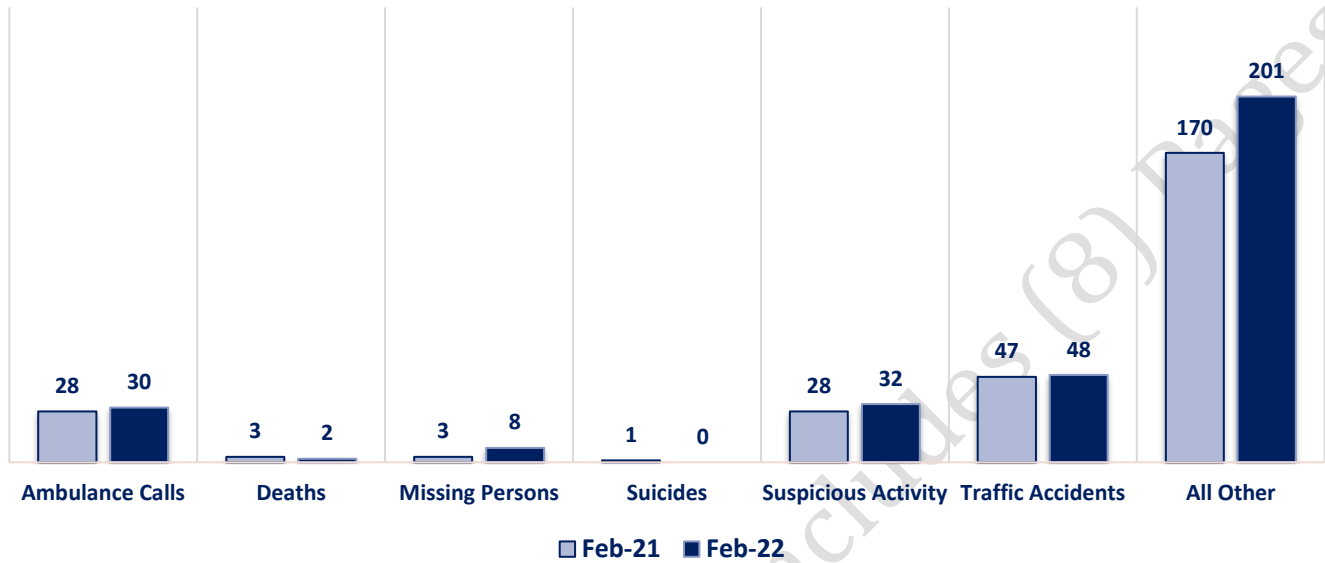
CompStat Offenses



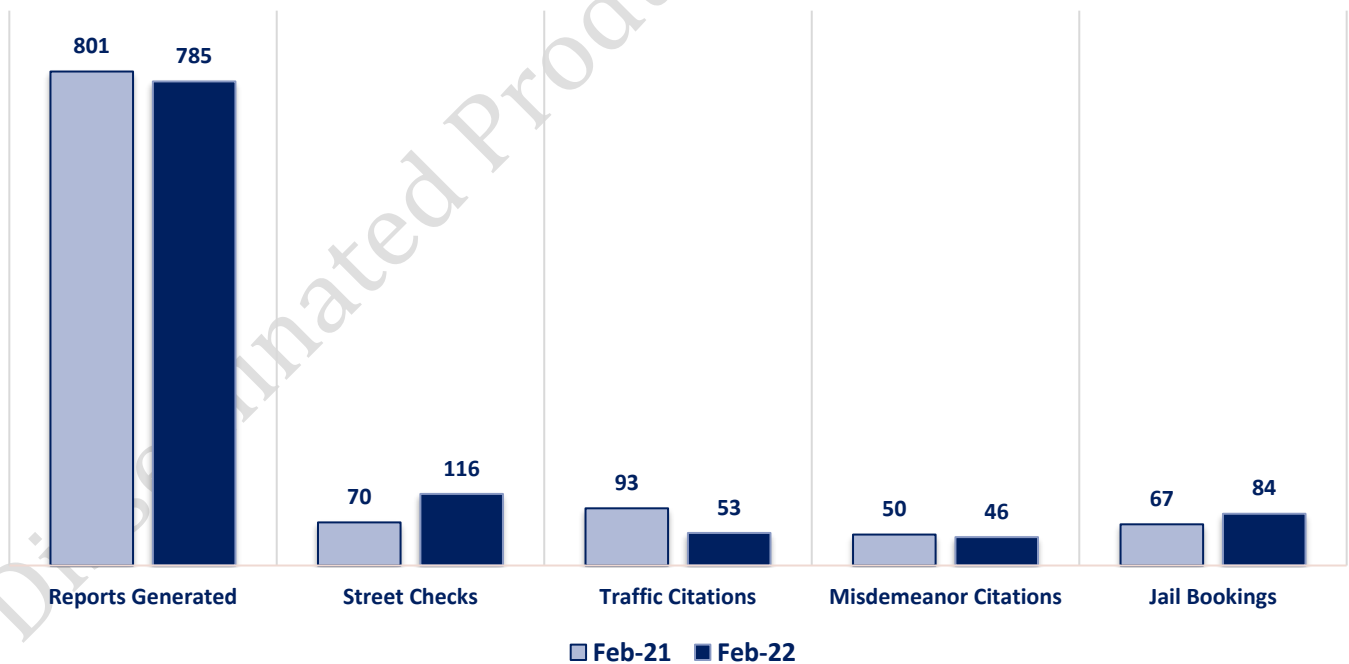
Extended CompStat Offenses



Non-UCR Offenses

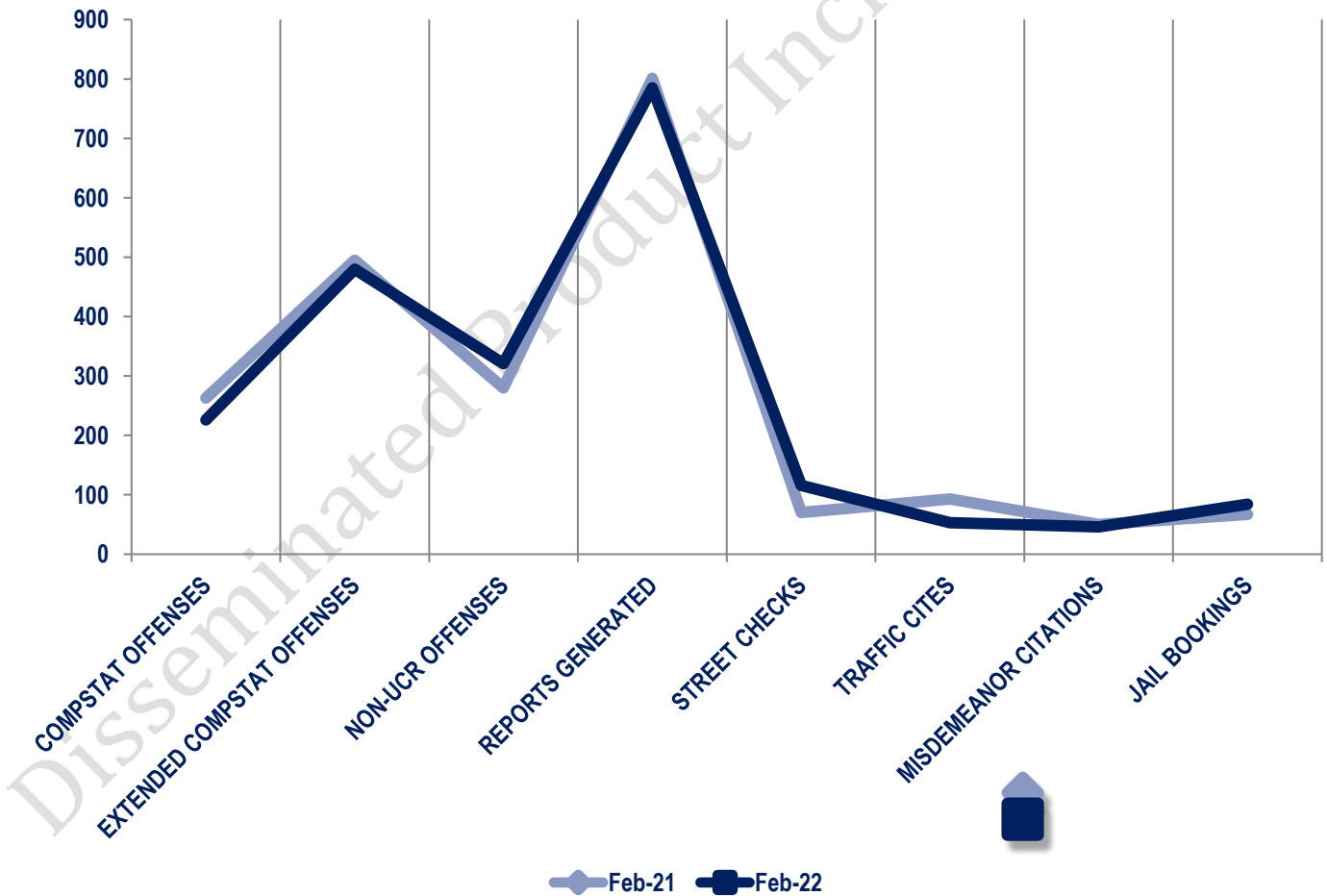


Other Event Totals



Combined Offense/Event Trends

	FEB 2021	FEB 2022
CompStat Offenses	263	226
Extended CompStat Offenses	495	480
Non-UCR Offenses	280	321
Reports Generated	801	785
Street Checks	70	116
Traffic Cites	93	53
Misdemeanor Citations	50	46
Jail Bookings	67	84



Seized Drugs

TYPE	DOSES	STREET VALUE
Cocaine	4.0	\$ 40.00
Heroin	368.3	\$ 3,683.00
Marijuana	104.0	\$ 624.10
Hallucinogens	28.7	\$ 57.50
Amphetamines	2688.5	\$ 26,885.00
TOTAL	3193.6	\$ 31,289.60

