



## CITY COUNCIL DISTRICT #1 MONTHLY OFFENSE SUMMARY

March 2022

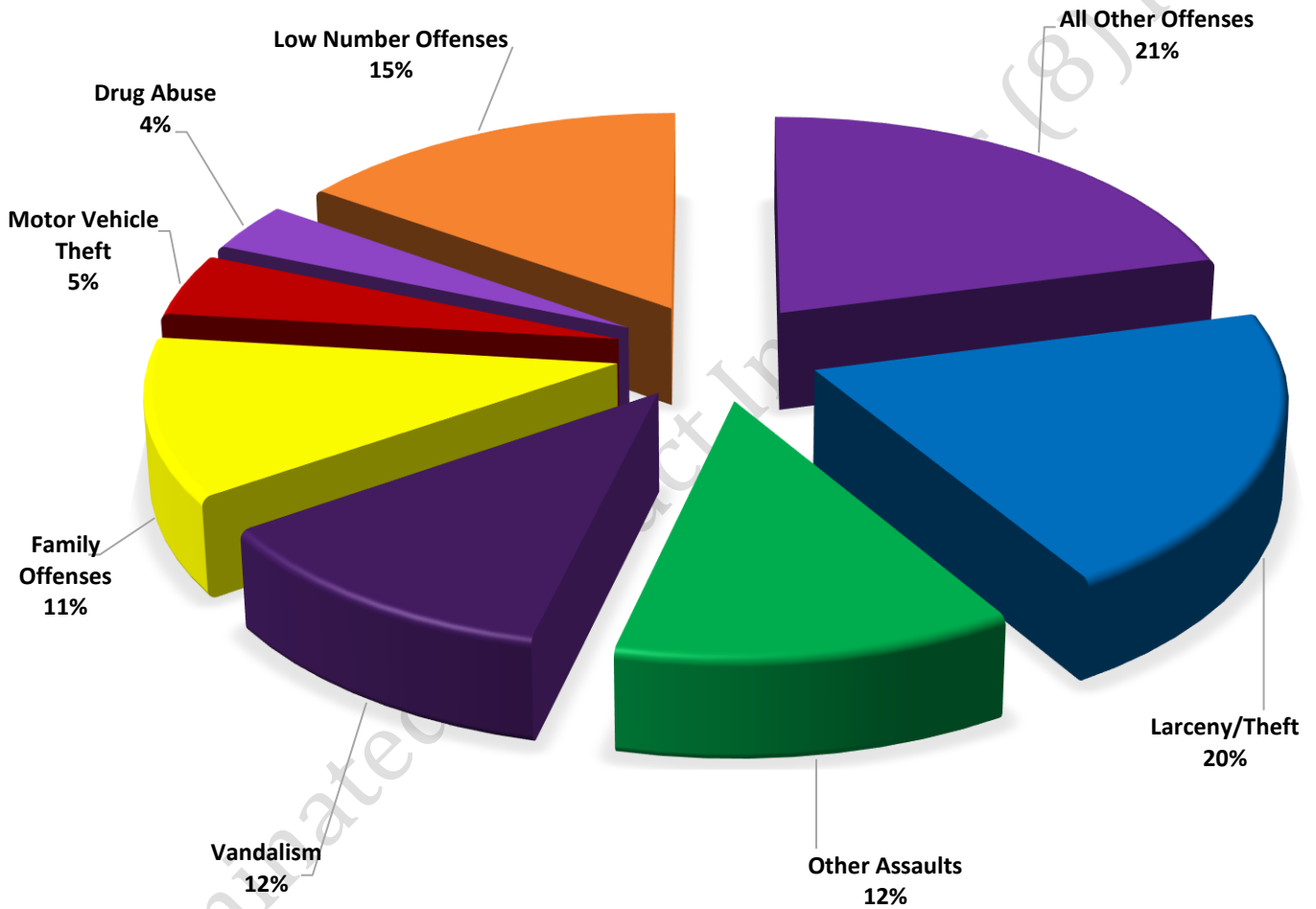
These figures represent preliminary counts of original Police Incident Reports and include all offenses within the above listed City Council District only. Full statistical analysis to determine the confidence level of this data has not been performed. The results contained herein are approximate in relation to the listed area and may not fully coincide with data shown in other areas of SLCPD's Crime Statistics page such as Calls for Service, Crimes Trending, and Crime Reports due to and reflective of departmental procedures that were in place at the time the event occurred and the date this data was compiled. Results displayed are not distinguished as attempted or completed crimes, do not include other calls for police service, and only represent police service where a report was made. Police Incident Reports are classified by primary offense categories as defined by the Uniform Crime Reporting (UCR) system, however for this report all offenses are included, and each incident may have more than one offense listed on it. In cases where there is more than one offense listed, all offenses are counted individually. Although every reasonable verification effort is made, the accuracy of any data is subject to the constraints of the report generation process as well as the manner, format, and point in time of any query.

- 
- COMPSTAT OFFENSES:** (Part I) Chosen by the FBI as Part I Offenses because they are serious crimes that occur with regularity in all areas of the country and are likely to be reported to Police.
  - EXTENDED COMPSTAT OFFENSES:** (Part II) All other crimes other than the eight CompStat Offenses. The Uniform Crime Reporting Program gathers only arrest data for these offenses, however, SLCPD results displayed in this document display all of these, regardless of the presence of arrest data.
  - ALL OTHER OFFENSES:** Under the Extended CompStat Offense section, 'All Other Offenses' include Peeping Tom, Trespass, Kidnap/Abduction, Pornography, Extortion/Blackmail, Bribery, Warrants, Sexual Offenses, Obstruction, Public Peace, and Hit & Run.
  - NON-UCR OFFENSES:** Non-UCR Offenses include reports for all other offenses not classified as a CompStat or Extended CompStat Offense. Results displayed separate some of these offenses such as Ambulance Calls, Deaths, Missing Persons, Suicides, Suspicious Activity, and Traffic Accidents.
  - ALL OTHER NON-UCR:** Under the Non-UCR category, 'All Other' include the remainder of offenses not classified as CompStat or CompStat Extended and not separated from the Non-UCR Offenses. These include things such as Loud Parties, Barking Dogs, Mentally Ill Subjects, Citizen Assistance, etc.
  - LOW NUMBER OFFENSES:** On page two, in the interest of space and allowing for easier viewing, the category titled 'Low Number Offenses' include CompStat and Extended CompStat Offenses from page one that have totals under the amount of 13.

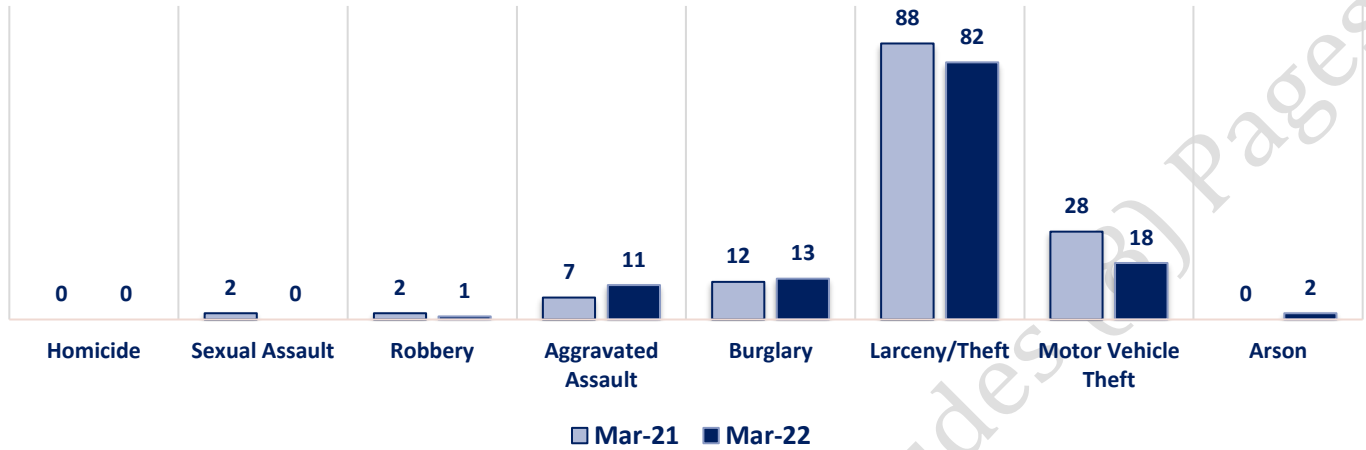
### Offenses

		Offense	Mar-21	Mar-22	OFFENSE	Mar-21	Mar-22
<b>COMPSTAT OFFENSES</b>	<b>VIOLENT</b>	Homicide	0	0	Other Assaults	43	50
		Sexual Assault	2	0	Forgery/Counterfeiting	2	2
		Robbery	2	1	Fraud	13	10
		Aggravated Assault	7	11	Embezzlement	0	0
	<b>PROPERTY</b>	Burglary	12	13	Stolen Property	2	4
		Larceny/Theft	88	82	Vandalism	31	47
		Motor Vehicle Theft	28	18	Weapons	6	3
		Arson	0	2	Prostitution	0	1
<b>COMPSTAT TOTALS</b>		<b>139</b>	<b>127</b>	Sex Offenses	0	3	
<b>NON-UCR OFFENSES</b>	Ambulance Calls	17	11	Drug Abuse	26	14	
	Deaths	5	5	Gambling	0	0	
	Missing Persons	4	2	Family Offenses	37	46	
	Suicides	0	0	DUI	5	3	
	Suspicious Activity	14	11	Liquor Laws	0	0	
	Traffic Accidents	20	30	Drunkenness	8	4	
	All Other	135	136	Disorderly Conduct	4	4	
	<b>NON-UCR TOTALS</b>		<b>195</b>	<b>195</b>	All Other Offenses	82	84
<b>TOTALS</b>	<b>COMPSTAT OFFENSES</b>	<b>139</b>	<b>127</b>	Curfew/Loitering	0	0	
	<b>EXTENDED COMPSTAT OFFENSES</b>	<b>259</b>	<b>275</b>	Runaway	0	0	
	<b>NON-UCR OFFENSES</b>	<b>195</b>	<b>195</b>	<b>EXTENDED COMPSTAT TOTALS</b>	<b>259</b>	<b>275</b>	
	<b>TOTAL</b>	<b>593</b>	<b>597</b>				

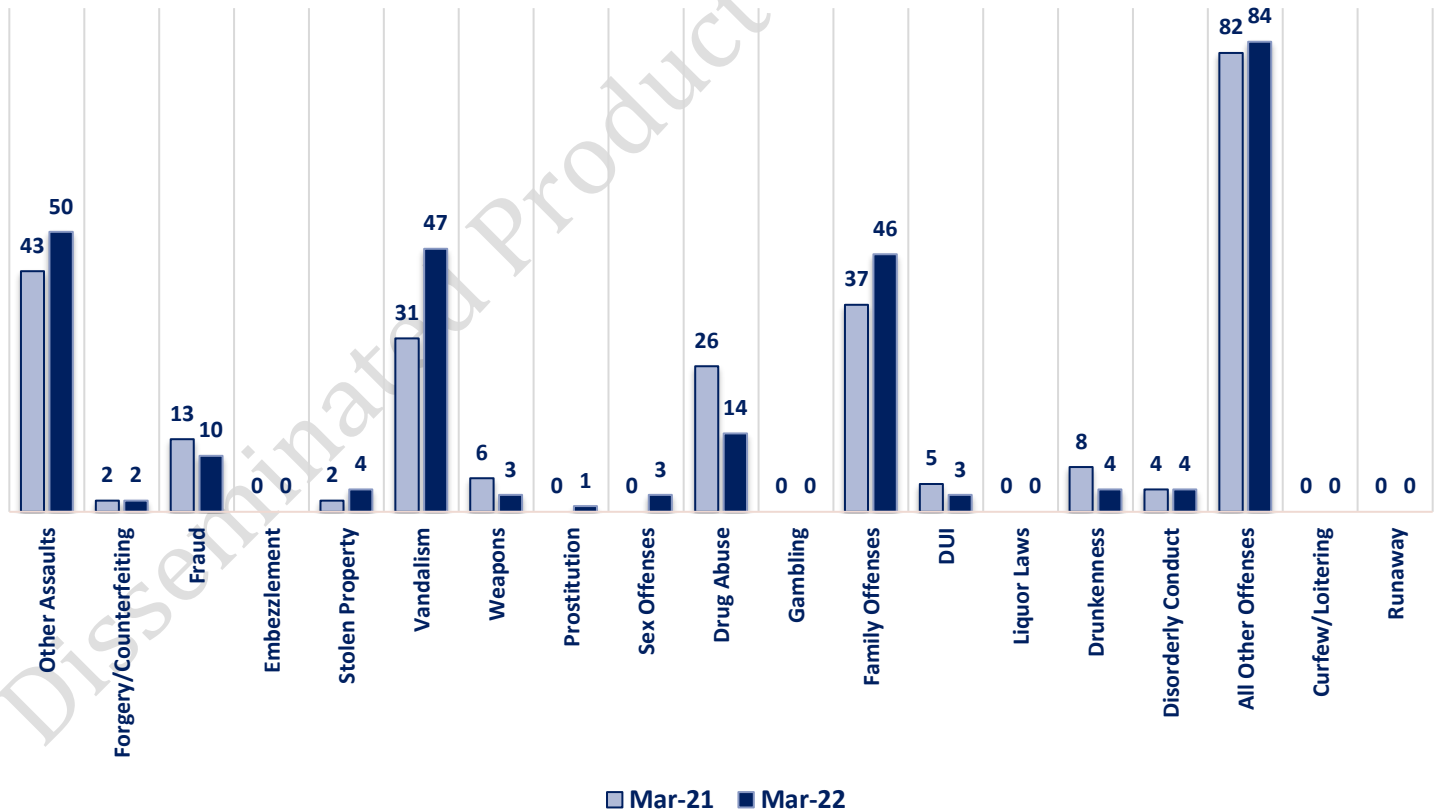
**MARCH 2022 - COMPSTAT AND EXTENDED COMPSTAT  
OFFENSE PERCENTAGES**



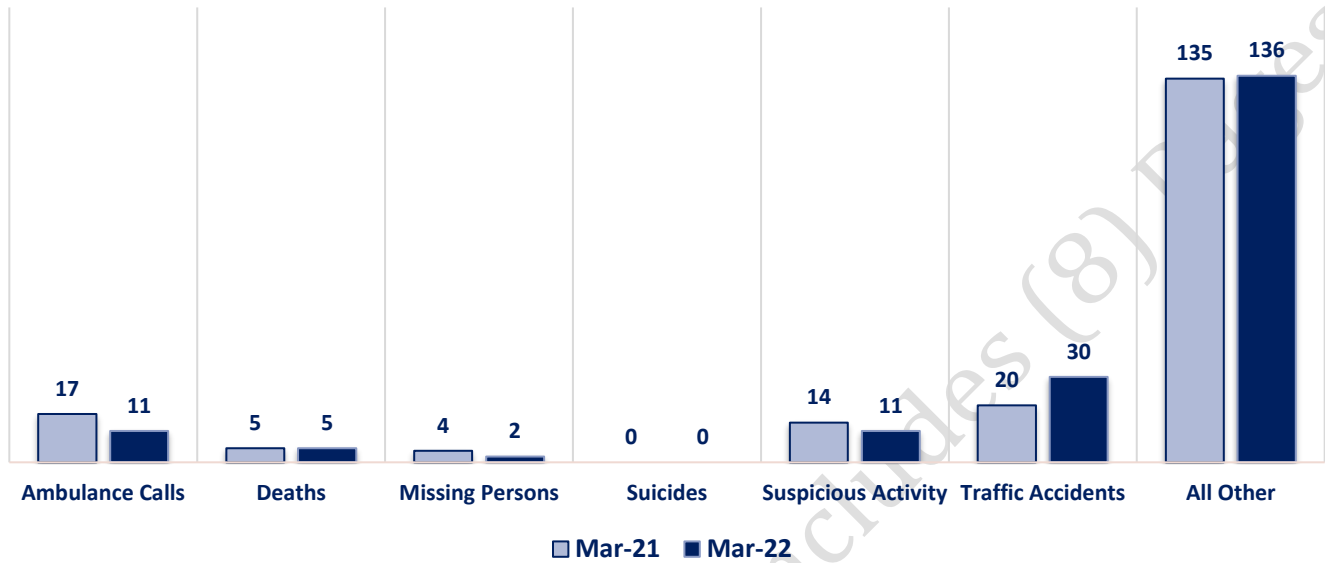
### CompStat Offenses



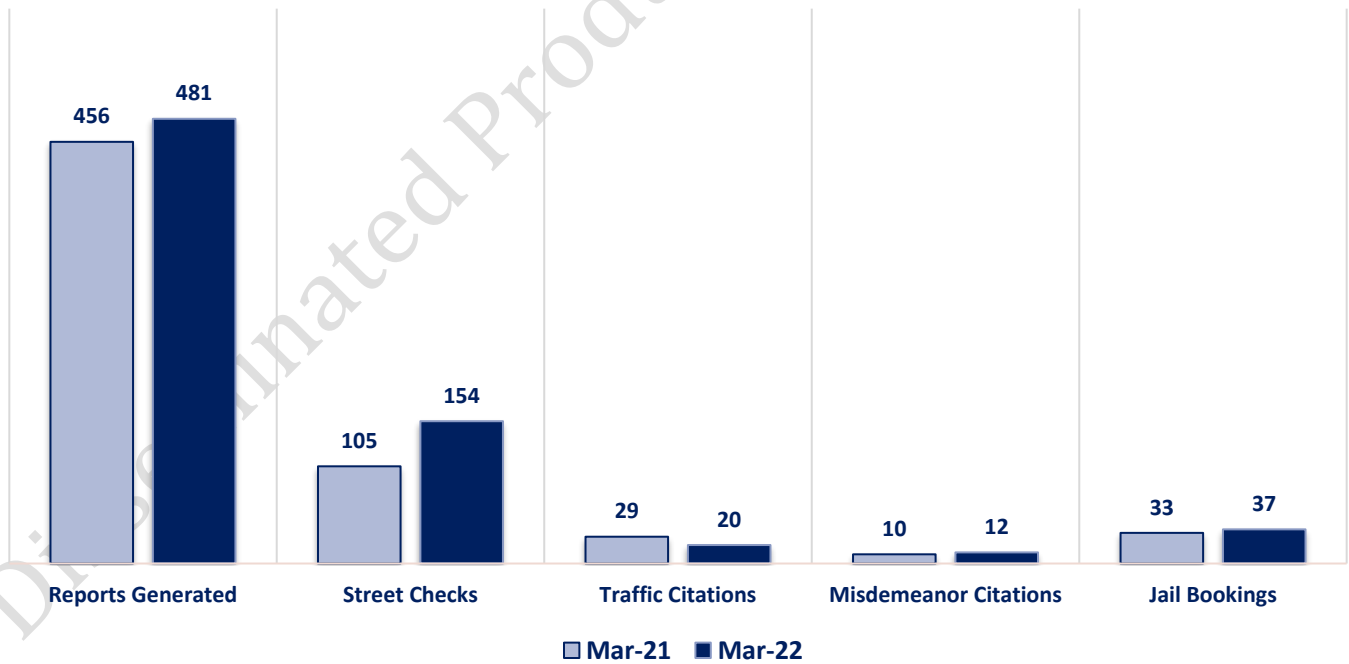
### Extended CompStat Offenses



### Non-UCR Offenses

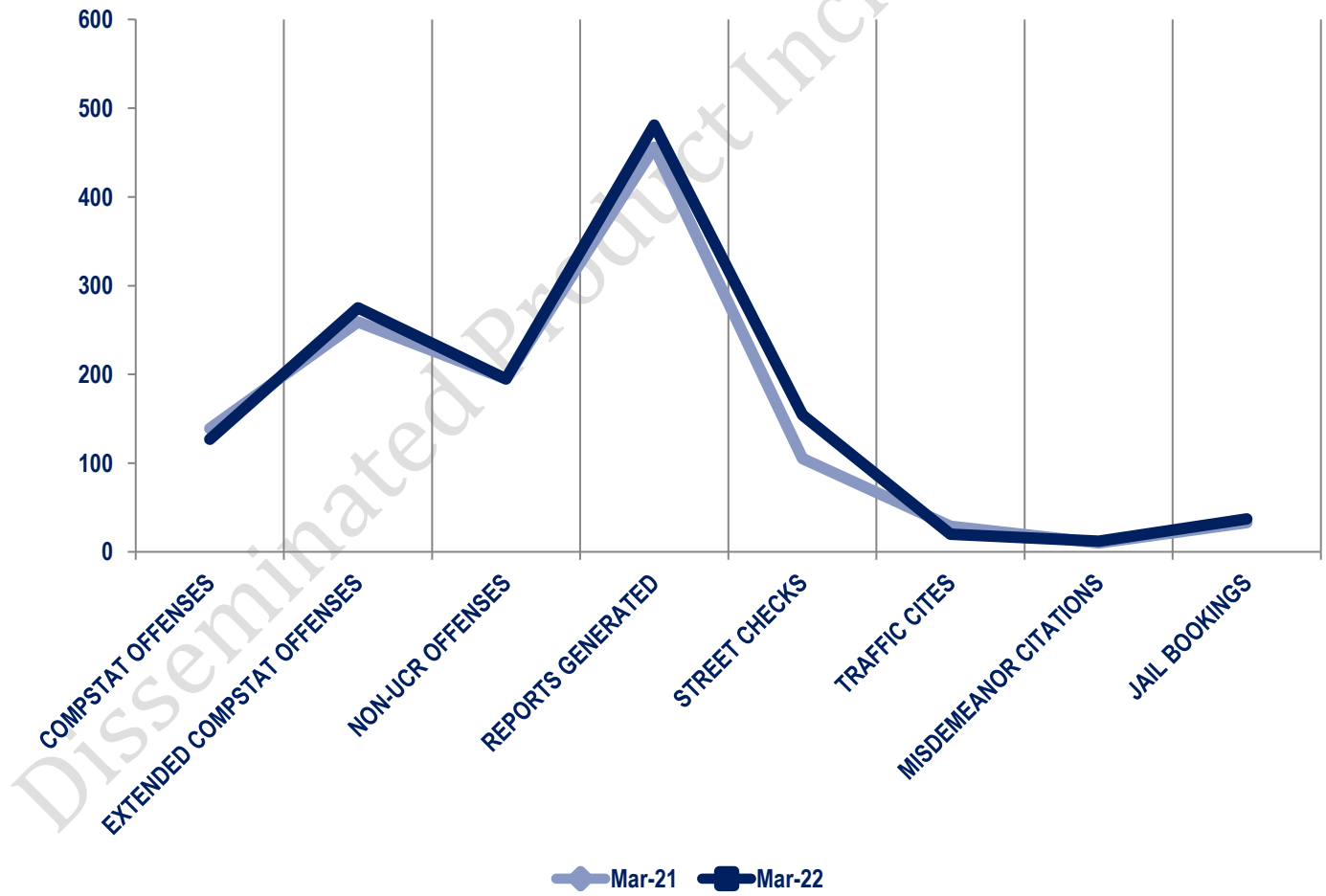


### Other Event Totals



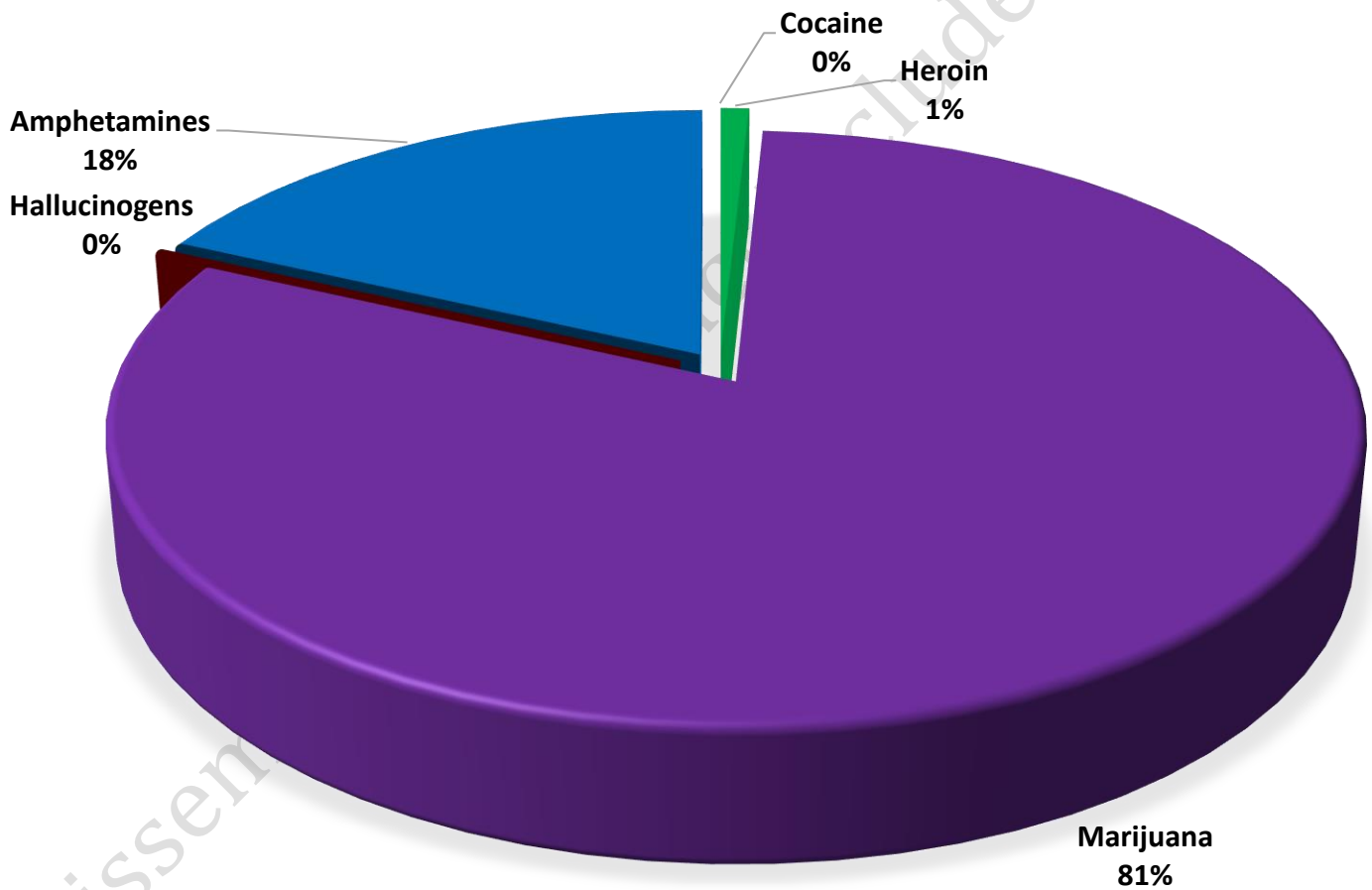
### Combined Offense/Event Trends

	MAR 2021	MAR 2022
<b>CompStat Offenses</b>	139	127
<b>Extended CompStat Offenses</b>	259	275
<b>Non-UCR Offenses</b>	195	195
<b>Reports Generated</b>	456	481
<b>Street Checks</b>	105	154
<b>Traffic Cites</b>	29	20
<b>Misdemeanor Citations</b>	10	12
<b>Jail Bookings</b>	33	37



### Seized Drugs

TYPE	DOSES	STREET VALUE
Cocaine	0.0	\$ -
Heroin	11.0	\$ 110.00
Marijuana	1038.4	\$ 6,230.34
Hallucinogens	0.0	\$ -
Amphetamines	232.0	\$ 2,320.00
<b>TOTAL</b>	<b>1281.4</b>	<b>\$ 8,660.34</b>



**CompStat & Extended CompStat Offenses - One Year**

