



## CITY COUNCIL DISTRICT #2 MONTHLY OFFENSE SUMMARY

March 2022

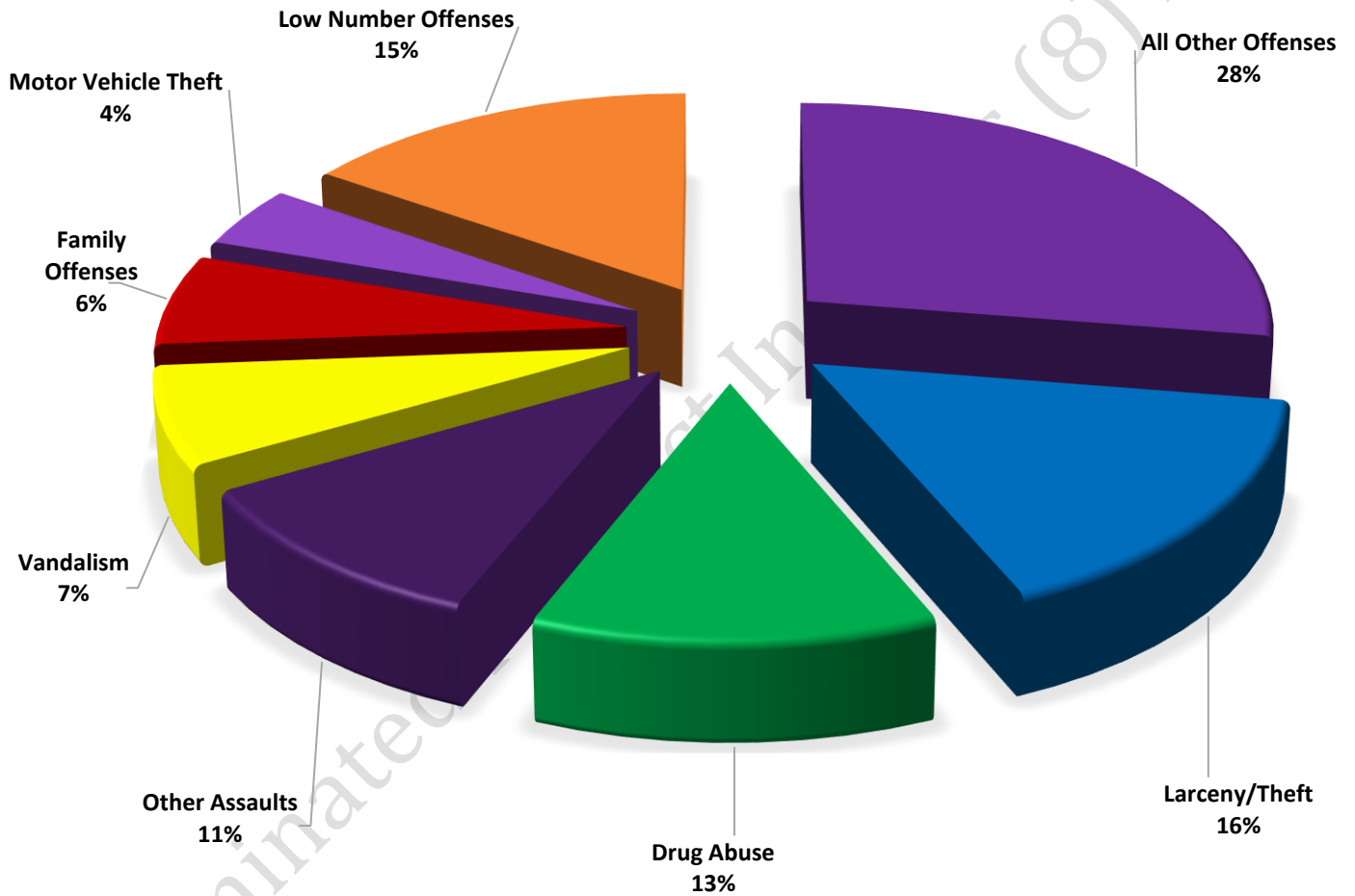
These figures represent preliminary counts of original Police Incident Reports and include all offenses within the above listed City Council District only. Full statistical analysis to determine the confidence level of this data has not been performed. The results contained herein are approximate in relation to the listed area and may not fully coincide with data shown in other areas of SLCPD's Crime Statistics page such as Calls for Service, Crimes Trending, and Crime Reports due to and reflective of departmental procedures that were in place at the time the event occurred and the date this data was compiled. Results displayed are not distinguished as attempted or completed crimes, do not include other calls for police service, and only represent police service where a report was made. Police Incident Reports are classified by primary offense categories as defined by the Uniform Crime Reporting (UCR) system, however for this report all offenses are included, and each incident may have more than one offense listed on it. In cases where there is more than one offense listed, all offenses are counted individually. Although every reasonable verification effort is made, the accuracy of any data is subject to the constraints of the report generation process as well as the manner, format, and point in time of any query.

- 
- COMPSTAT OFFENSES:** (Part I) Chosen by the FBI as Part I Offenses because they are serious crimes that occur with regularity in all areas of the country and are likely to be reported to Police.
  - EXTENDED COMPSTAT OFFENSES:** (Part II) All other crimes other than the eight CompStat Offenses. The Uniform Crime Reporting Program gathers only arrest data for these offenses, however, SLCPD results displayed in this document display all of these, regardless of the presence of arrest data.
  - ALL OTHER OFFENSES:** Under the Extended CompStat Offense section, 'All Other Offenses' include Peeping Tom, Trespass, Kidnap/Abduction, Pornography, Extortion/Blackmail, Bribery, Warrants, Sexual Offenses, Obstruction, Public Peace, and Hit & Run.
  - NON-UCR OFFENSES:** Non-UCR Offenses include reports for all other offenses not classified as a CompStat or Extended CompStat Offense. Results displayed separate some of these offenses such as Ambulance Calls, Deaths, Missing Persons, Suicides, Suspicious Activity, and Traffic Accidents.
  - ALL OTHER NON-UCR:** Under the Non-UCR category, 'All Other' include the remainder of offenses not classified as CompStat or CompStat Extended and not separated from the Non-UCR Offenses. These include things such as Loud Parties, Barking Dogs, Mentally Ill Subjects, Citizen Assistance, etc.
  - LOW NUMBER OFFENSES:** On page two, in the interest of space and allowing for easier viewing, the category titled 'Low Number Offenses' include CompStat and Extended CompStat Offenses from page one that have totals under the amount of 19.

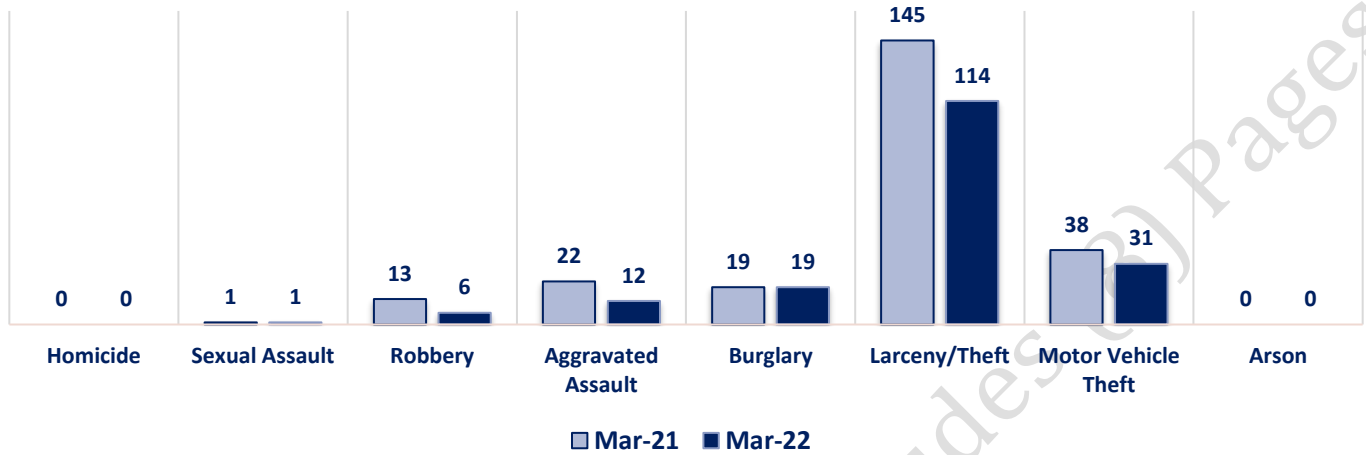
### Offenses

		Offense	Mar-21	Mar-22	OFFENSE	Mar-21	Mar-22
<b>COMPSTAT OFFENSES</b>	<b>VIOLENT</b>	Homicide	0	0	Other Assaults	56	75
		Sexual Assault	1	1	Forgery/Counterfeiting	8	4
		Robbery	13	6	Fraud	17	19
		Aggravated Assault	22	12	Embezzlement	0	0
	<b>PROPERTY</b>	Burglary	19	19	Stolen Property	11	10
		Larceny/Theft	145	114	Vandalism	52	50
		Motor Vehicle Theft	38	31	Weapons	14	6
		Arson	0	0	Prostitution	0	0
<b>COMPSTAT TOTALS</b>		<b>238</b>	<b>183</b>	Sex Offenses	3	3	
<b>NON-UCR OFFENSES</b>	Ambulance Calls	16	29	Drug Abuse	90	89	
	Deaths	3	9	Gambling	0	0	
	Missing Persons	7	8	Family Offenses	52	46	
	Suicides	1	0	DUI	14	12	
	Suspicious Activity	15	26	Liquor Laws	2	1	
	Traffic Accidents	84	69	Drunkenness	3	6	
	All Other	262	267	Disorderly Conduct	10	10	
	<b>NON-UCR TOTALS</b>		<b>388</b>	<b>408</b>	All Other Offenses	225	195
<b>COMPSTAT OFFENSES</b>		<b>238</b>	<b>183</b>	Curfew/Loitering	0	0	
<b>TOTALS</b>	<b>EXTENDED COMPSTAT OFFENSES</b>	<b>557</b>	<b>526</b>	Runaway	0	0	
	<b>NON-UCR OFFENSES</b>	<b>388</b>	<b>408</b>	<b>EXTENDED COMPSTAT TOTALS</b>	<b>557</b>	<b>526</b>	
	<b>TOTAL</b>	<b>1183</b>	<b>1117</b>				

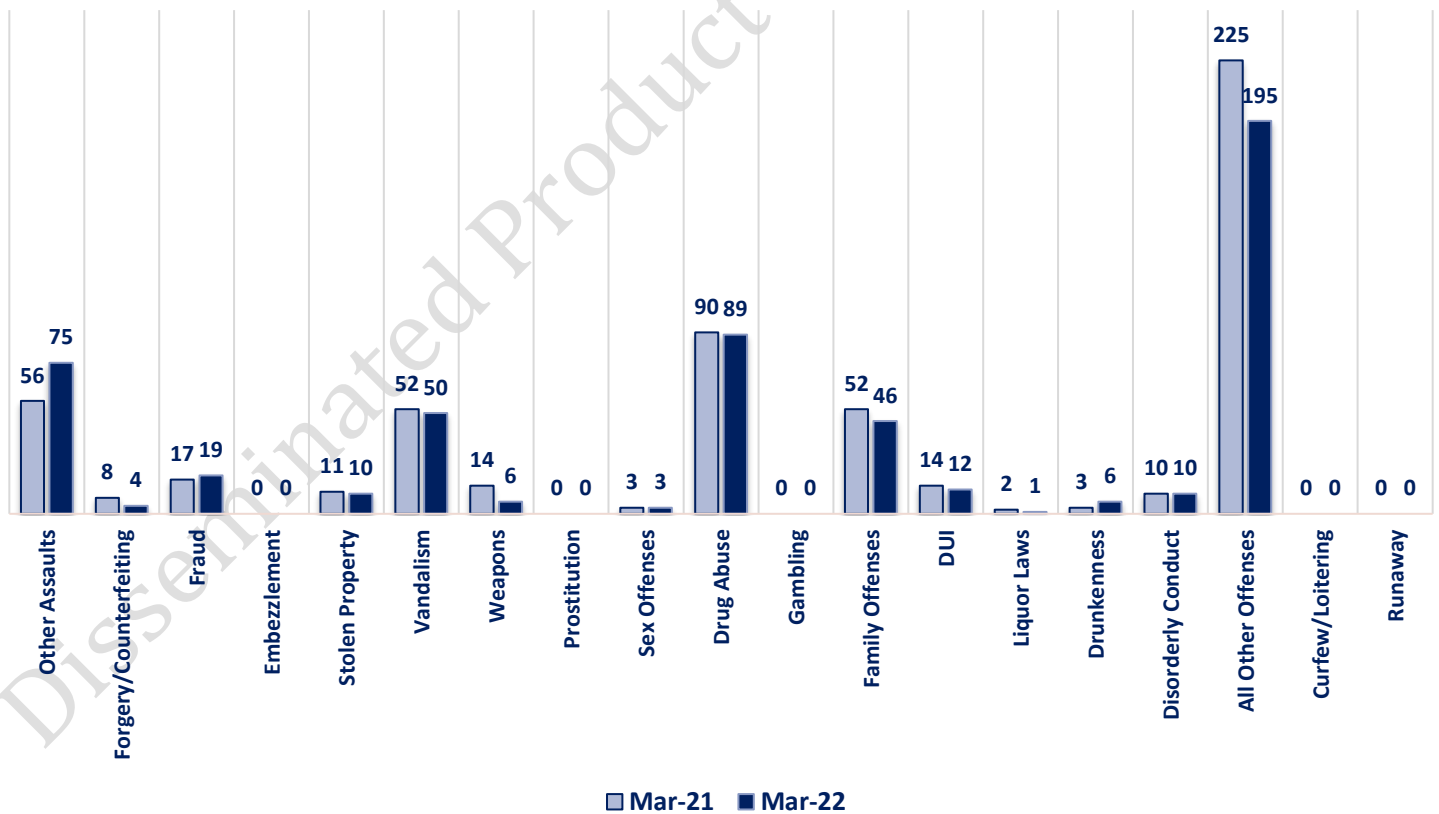
**MARCH 2022 - COMPSTAT AND EXTENDED COMPSTAT  
OFFENSE PERCENTAGES**



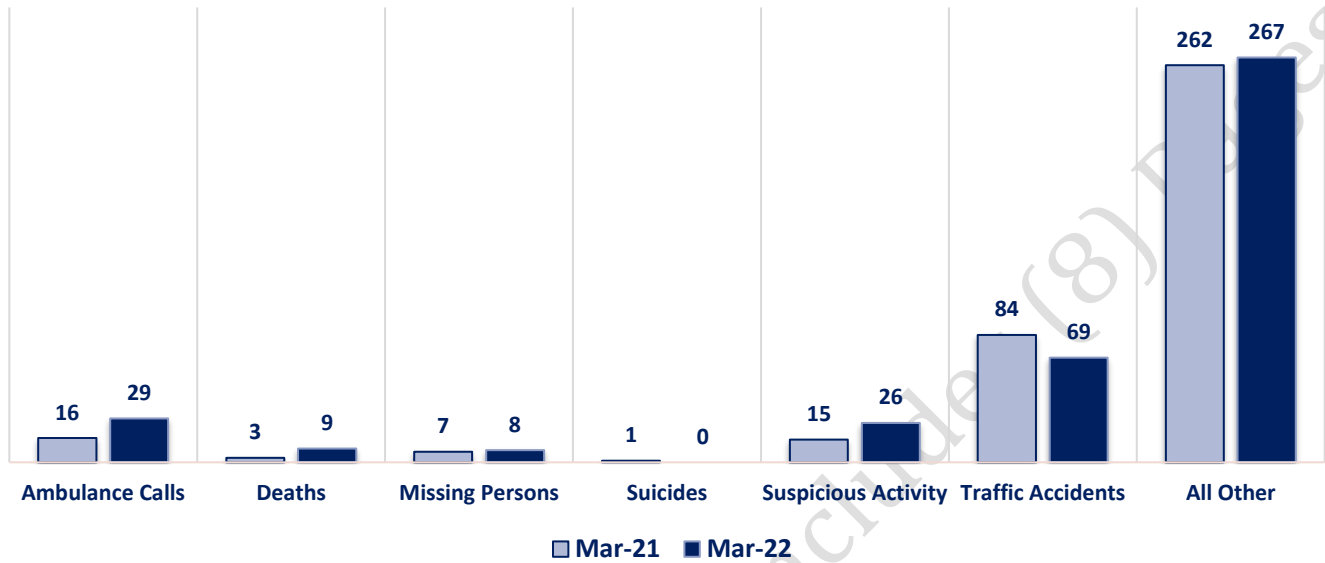
**CompStat Offenses**



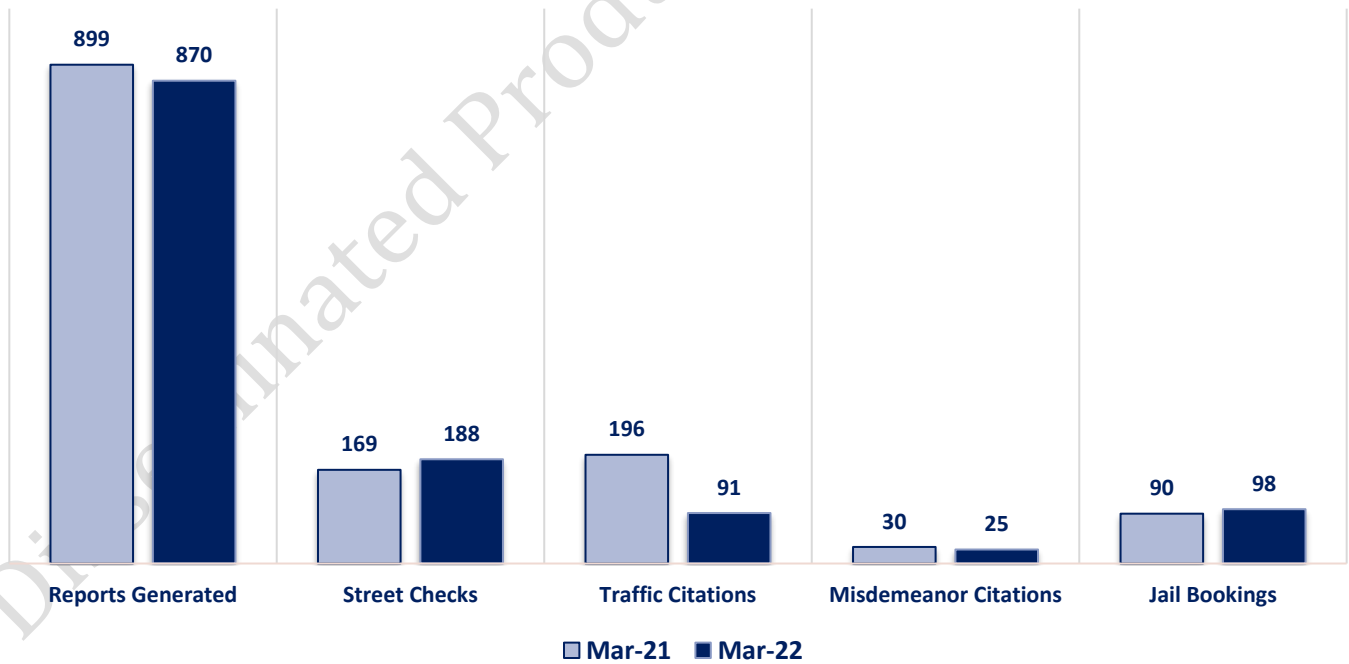
**Extended CompStat Offenses**



### Non-UCR Offenses

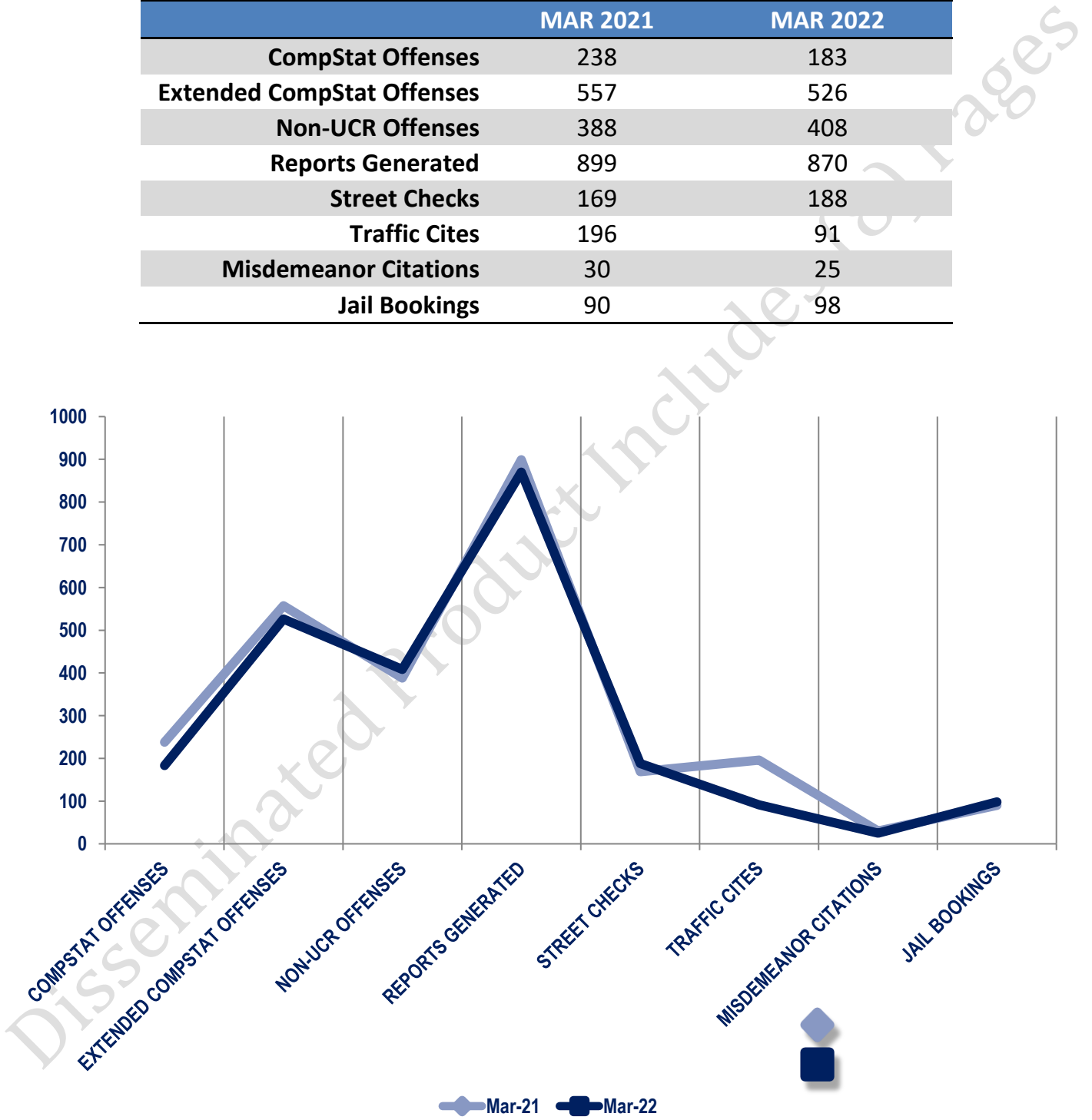


### Other Event Totals



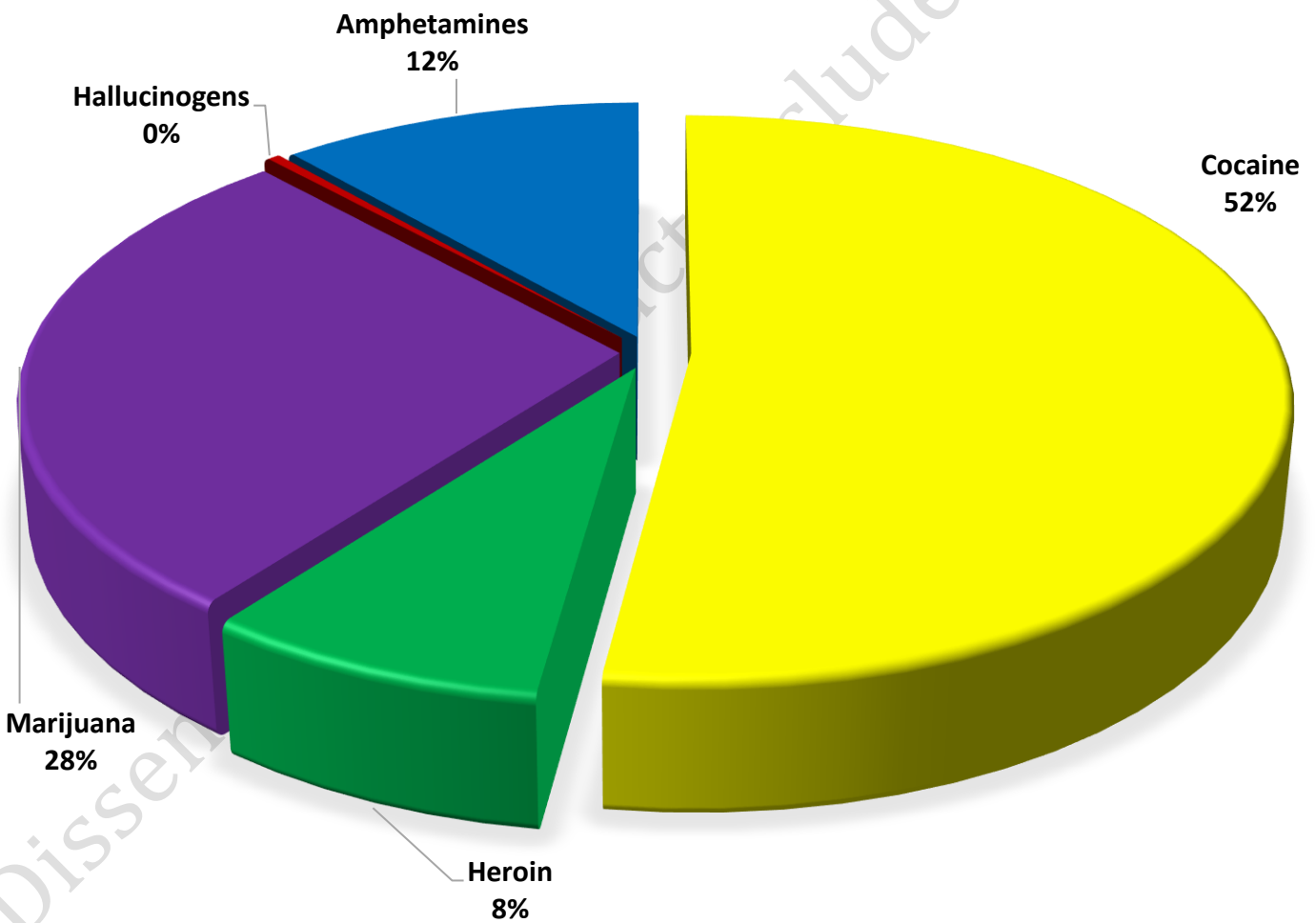
### Combined Offense/Event Trends

	MAR 2021	MAR 2022
<b>CompStat Offenses</b>	238	183
<b>Extended CompStat Offenses</b>	557	526
<b>Non-UCR Offenses</b>	388	408
<b>Reports Generated</b>	899	870
<b>Street Checks</b>	169	188
<b>Traffic Cites</b>	196	91
<b>Misdemeanor Citations</b>	30	25
<b>Jail Bookings</b>	90	98

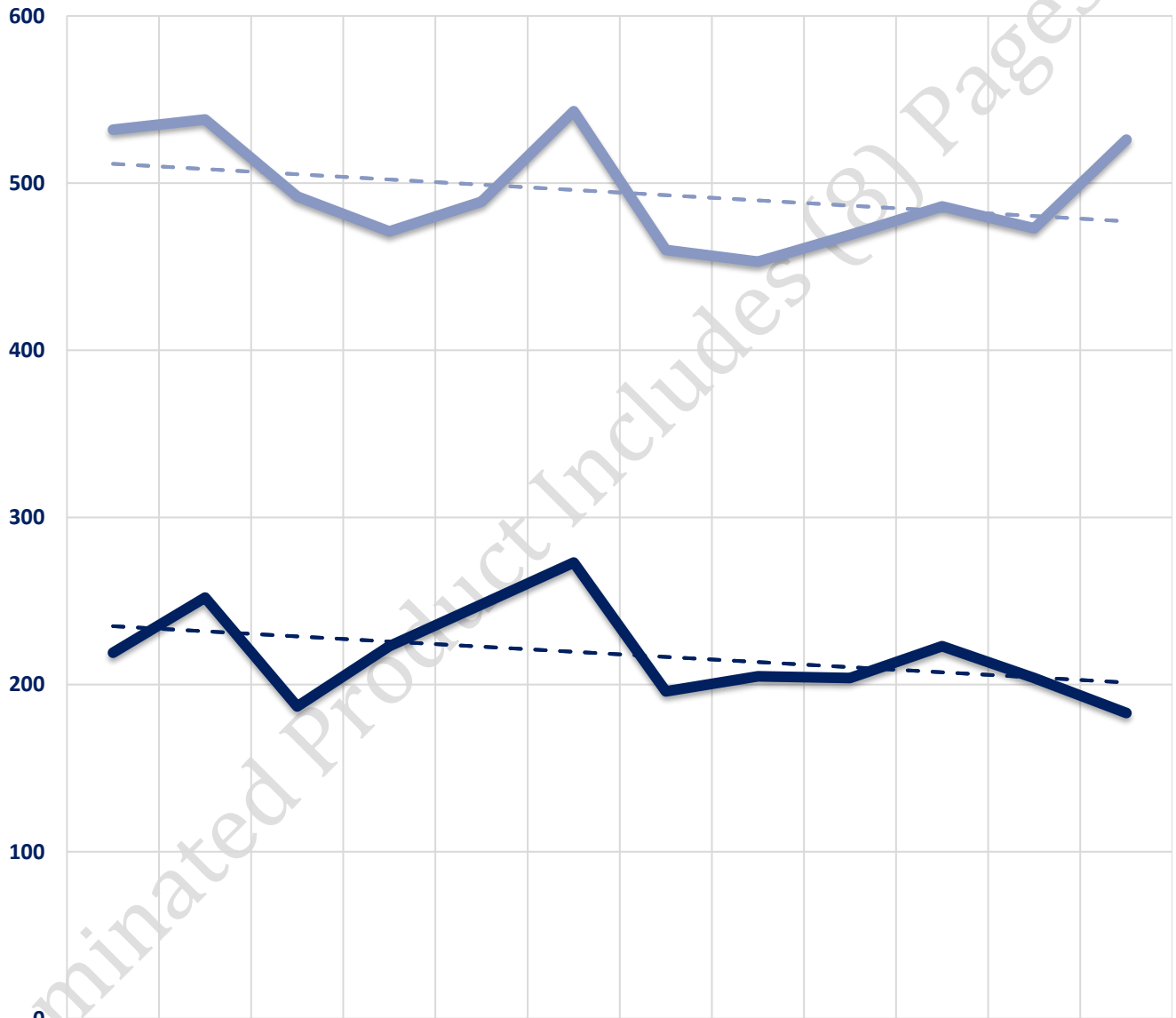


### Seized Drugs

TYPE	DOSES	STREET VALUE
Cocaine	3022.0	\$ 30,219.52
Heroin	469.2	\$ 4,692.00
Marijuana	1614.3	\$ 9,685.54
Hallucinogens	22.6	\$ 45.15
Amphetamines	661.0	\$ 6,610.00
<b>TOTAL</b>	<b>5789.0</b>	<b>\$ 51,252.21</b>



**CompStat & Extended CompStat Offenses - One Year**



	APR 2021	MAY 2021	JUN 2021	JUL 2021	AUG 2021	SEPT 2021	OCT 2021	NOV 2021	DEC 2021	JAN 2022	FEB 2022	MAR 2022
<b>CompStat</b>	219	252	187	223	248	273	196	205	204	223	204	183
<b>Extended CompStat</b>	532	538	492	471	489	543	460	453	469	486	473	526

--- Part II Linear Forecast

--- Linear (Extended CompStat )