



CITY COUNCIL DISTRICT #4 MONTHLY OFFENSE SUMMARY

March 2022

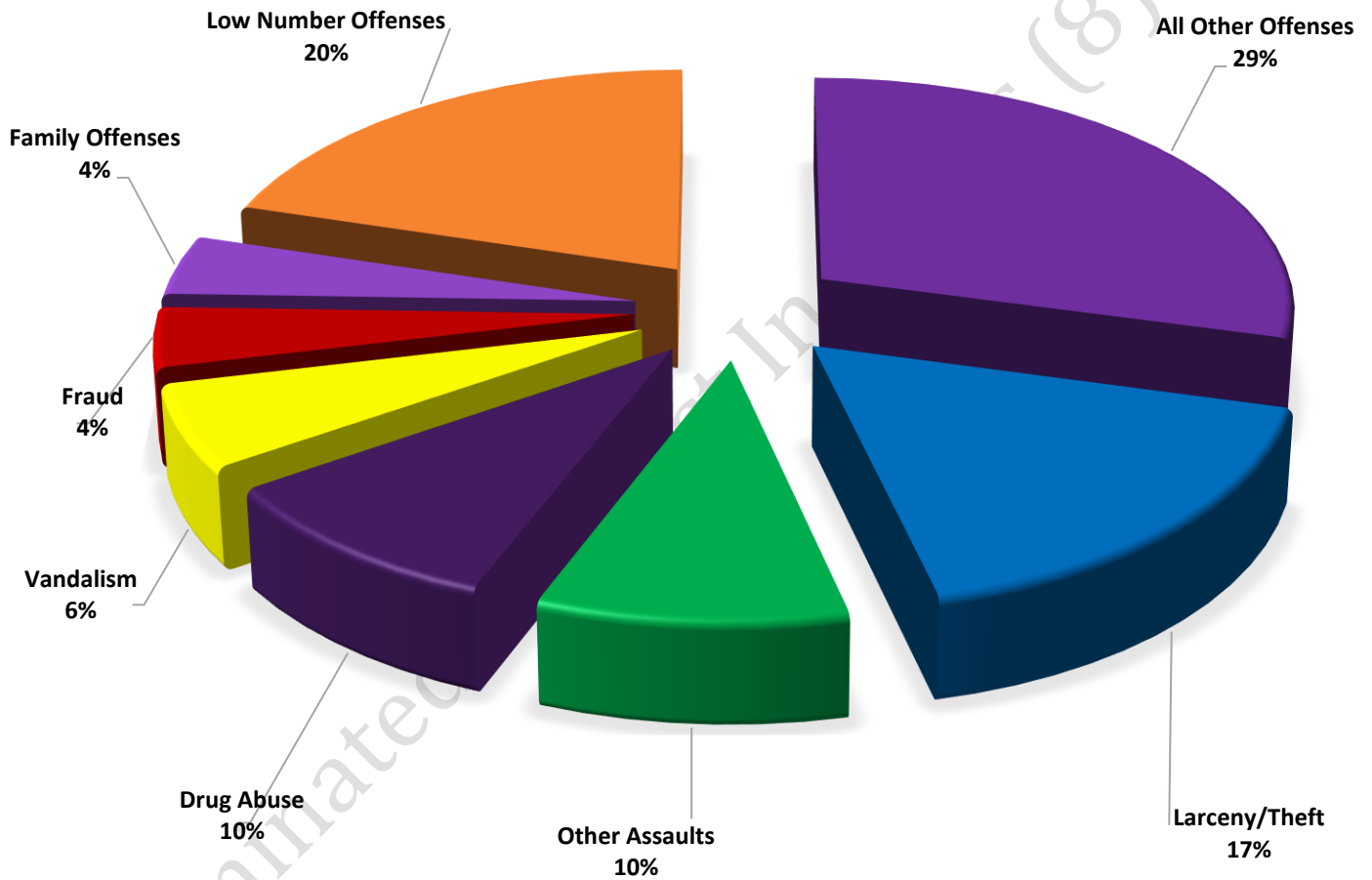
These figures represent preliminary counts of original Police Incident Reports and include all offenses within the above listed City Council District only. Full statistical analysis to determine the confidence level of this data has not been performed. The results contained herein are approximate in relation to the listed area and may not fully coincide with data shown in other areas of SLCPD's Crime Statistics page such as Calls for Service, Crimes Trending, and Crime Reports due to and reflective of departmental procedures that were in place at the time the event occurred and the date this data was compiled. Results displayed are not distinguished as attempted or completed crimes, do not include other calls for police service, and only represent police service where a report was made. Police Incident Reports are classified by primary offense categories as defined by the Uniform Crime Reporting (UCR) system, however for this report all offenses are included, and each incident may have more than one offense listed on it. In cases where there is more than one offense listed, all offenses are counted individually. Although every reasonable verification effort is made, the accuracy of any data is subject to the constraints of the report generation process as well as the manner, format, and point in time of any query.

-
- COMPSTAT OFFENSES:** (Part I) Chosen by the FBI as Part I Offenses because they are serious crimes that occur with regularity in all areas of the country and are likely to be reported to Police.
 - EXTENDED COMPSTAT OFFENSES:** (Part II) All other crimes other than the eight CompStat Offenses. The Uniform Crime Reporting Program gathers only arrest data for these offenses, however, SLCPD results displayed in this document display all of these, regardless of the presence of arrest data.
 - ALL OTHER OFFENSES:** Under the Extended CompStat Offense section, 'All Other Offenses' include Peeping Tom, Trespass, Kidnap/Abduction, Pornography, Extortion/Blackmail, Bribery, Warrants, Sexual Offenses, Obstruction, Public Peace, and Hit & Run.
 - NON-UCR OFFENSES:** Non-UCR Offenses include reports for all other offenses not classified as a CompStat or Extended CompStat Offense. Results displayed separate some of these offenses such as Ambulance Calls, Deaths, Missing Persons, Suicides, Suspicious Activity, and Traffic Accidents.
 - ALL OTHER NON-UCR:** Under the Non-UCR category, 'All Other' include the remainder of offenses not classified as CompStat or CompStat Extended and not separated from the Non-UCR Offenses. These include things such as Loud Parties, Barking Dogs, Mentally Ill Subjects, Citizen Assistance, etc.
 - LOW NUMBER OFFENSES:** On page two, in the interest of space and allowing for easier viewing, the category titled 'Low Number Offenses' include CompStat and Extended CompStat Offenses from page one that have totals under the amount of 44.

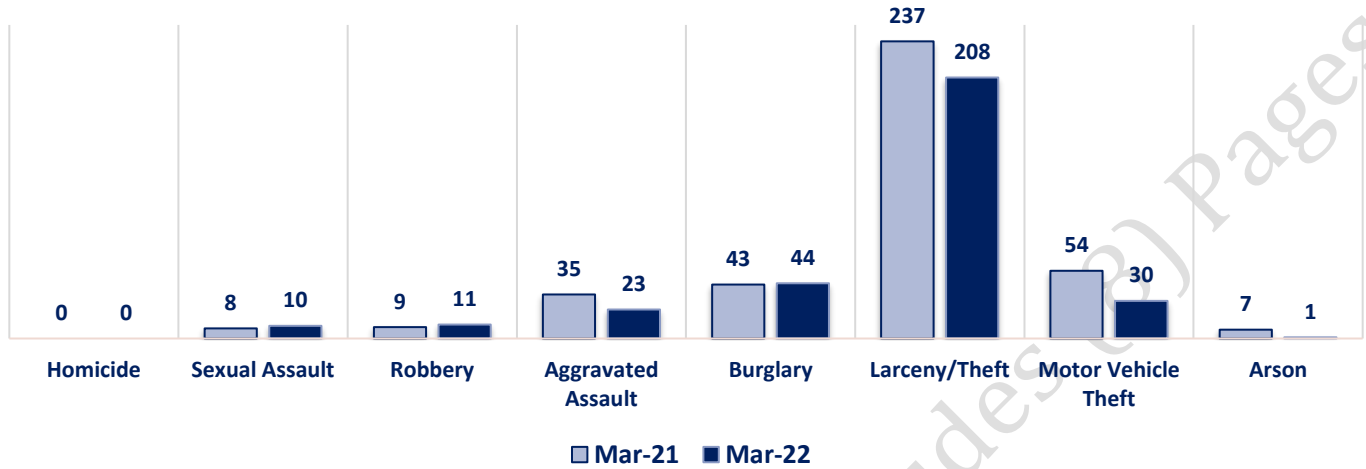
Offenses

		Offense	Mar-21	Mar-22	OFFENSE	Mar-21	Mar-22	
COMPSTAT OFFENSES	VIOLENT	Homicide	0	0	Other Assaults	155	115	
		Sexual Assault	8	10	Forgery/Counterfeiting	8	8	
		Robbery	9	11	Fraud	43	51	
		Aggravated Assault	35	23	Embezzlement	1	1	
	PROPERTY	Burglary	43	44	Stolen Property	14	8	
		Larceny/Theft	237	208	Vandalism	116	71	
		Motor Vehicle Theft	54	30	Weapons	18	14	
		Arson	7	1	Prostitution	0	0	
		COMPSTAT TOTALS	393	327	Sex Offenses	8	7	
NON-UCR OFFENSES	Ambulance Calls	69	65	Drug Abuse	91	115		
	Deaths	8	11	Gambling	0	0		
	Missing Persons	21	14	Family Offenses	70	51		
	Suicides	1	0	DUI	19	23		
	Suspicious Activity	38	50	Liquor Laws	6	6		
	Traffic Accidents	71	122	Drunkenness	26	27		
	All Other	370	421	Disorderly Conduct	33	32		
			NON-UCR TOTALS	578	683	All Other Offenses	266	353
			COMPSTAT OFFENSES	393	327	Curfew/Loitering	0	0
	TOTALS			EXTENDED COMPSTAT OFFENSES	874	882	Runaway	0
		NON-UCR OFFENSES	578	683	EXTENDED COMPSTAT TOTALS	874	882	
		TOTAL	1845	1892				

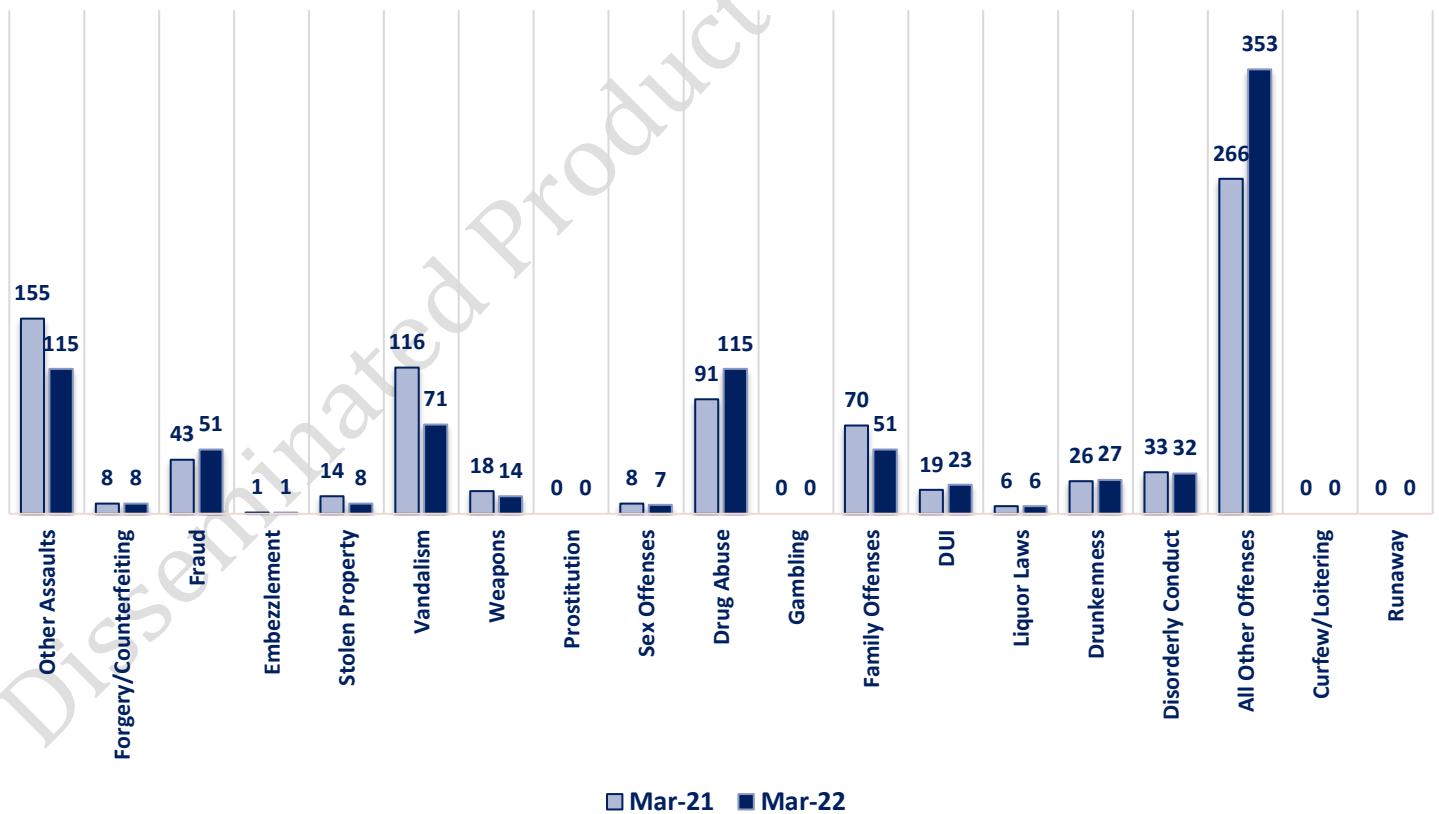
**MARCH 2022 - COMPSTAT AND EXTENDED COMPSTAT
OFFENSE PERCENTAGES**



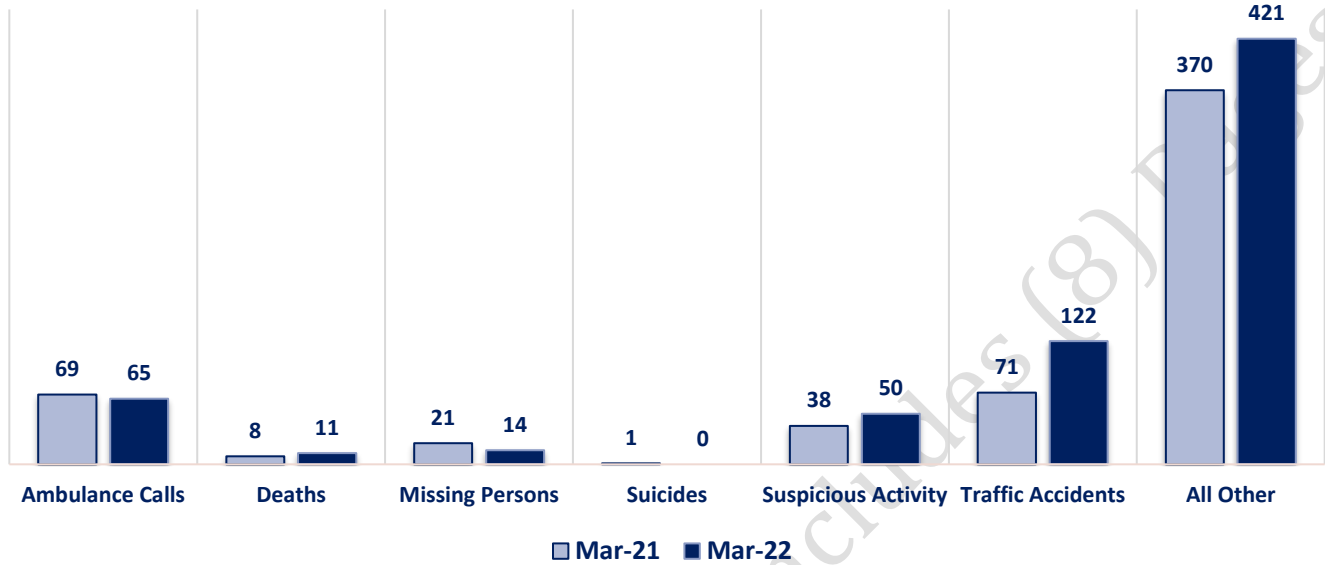
CompStat Offenses



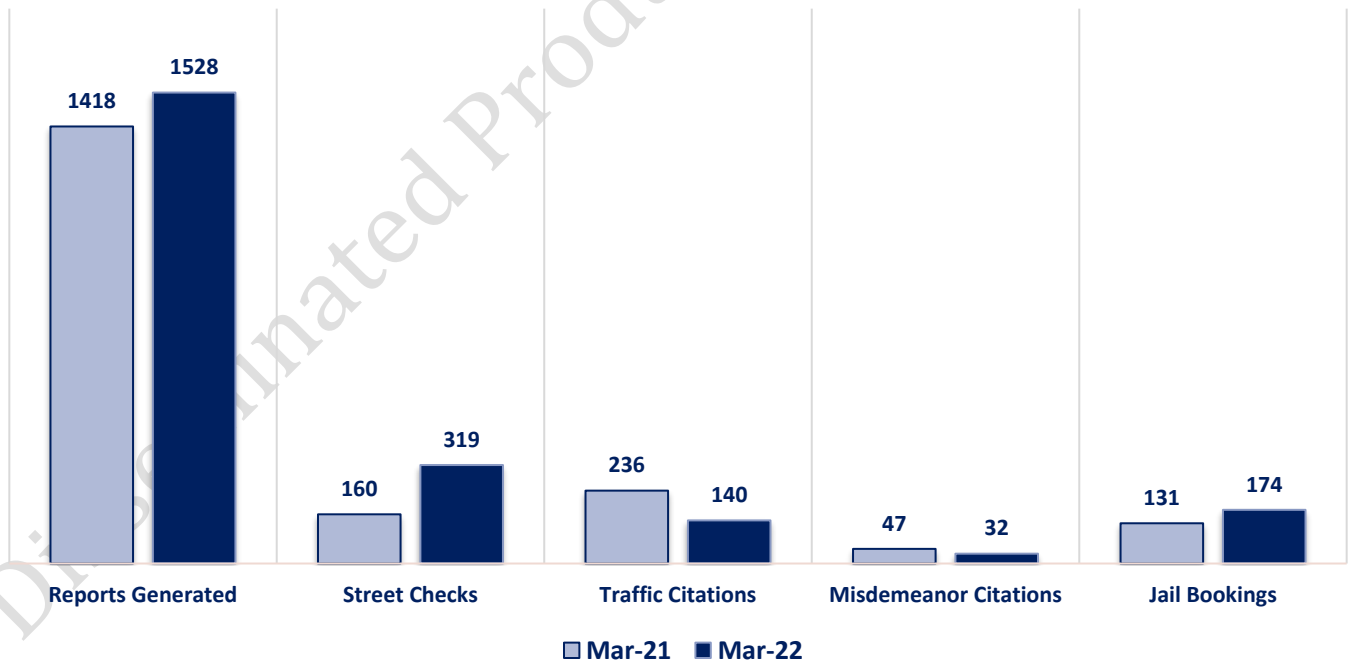
Extended CompStat Offenses



Non-UCR Offenses

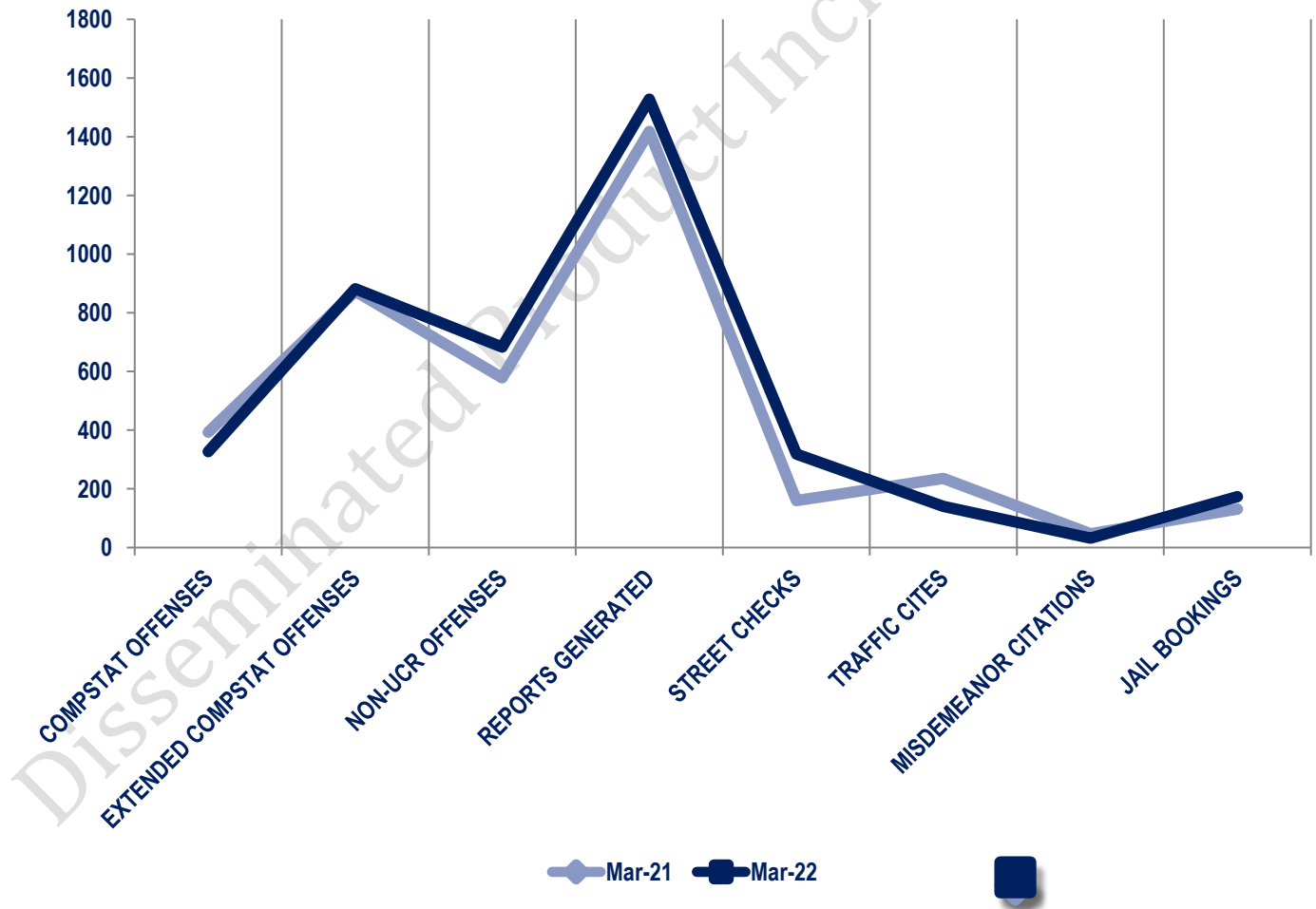


Other Event Totals



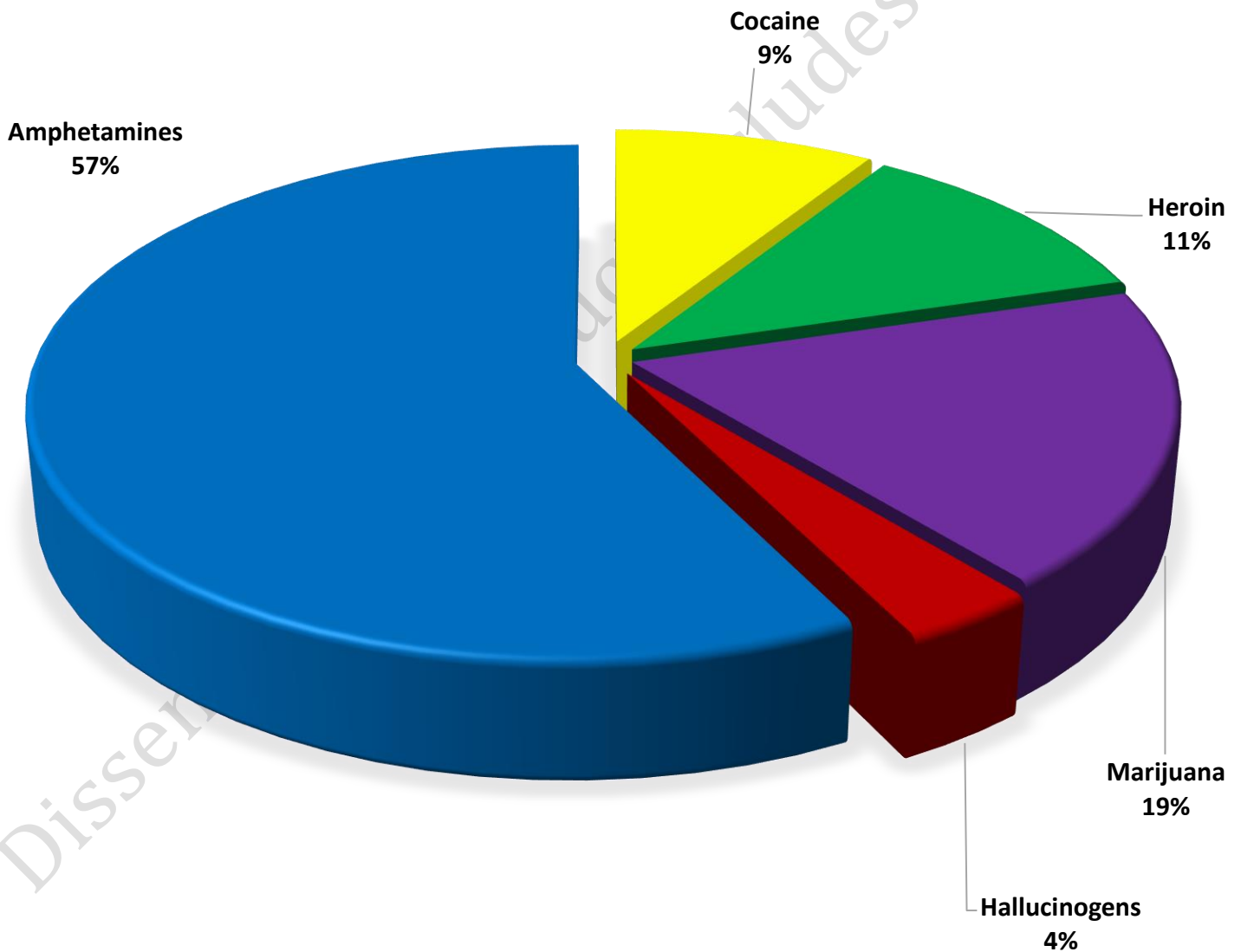
Combined Offense/Event Trends

	MAR 2021	MAR 2022
CompStat Offenses	393	327
Extended CompStat Offenses	874	882
Non-UCR Offenses	578	683
Reports Generated	1418	1528
Street Checks	160	319
Traffic Cites	236	140
Misdemeanor Citations	47	32
Jail Bookings	131	174



Seized Drugs

TYPE	DOSES	STREET VALUE	
Cocaine	354.0	\$	3,540.00
Heroin	444.0	\$	4,440.00
Marijuana	729.8	\$	4,378.91
Hallucinogens	138.6	\$	277.29
Amphetamines	2251.3	\$	22,513.40
TOTAL	3917.8	\$	35,149.60



CompStat & Extended CompStat Offenses - One Year

